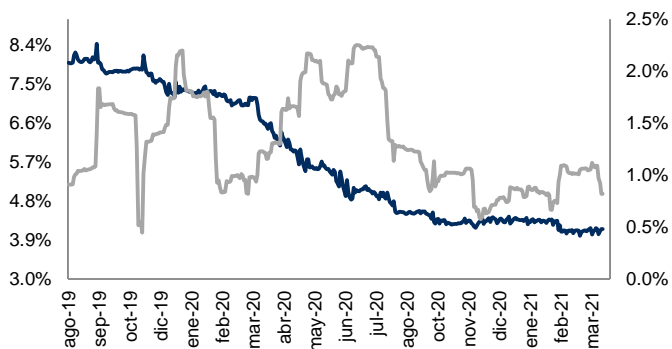
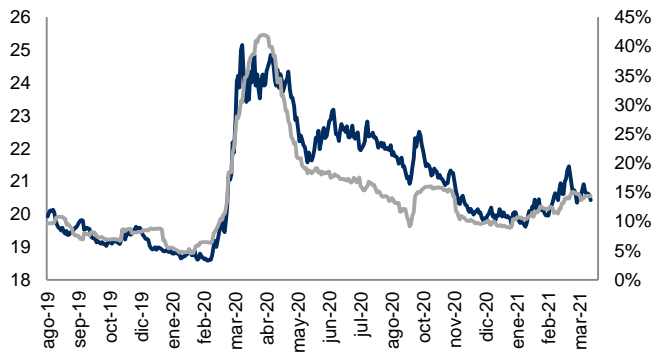


Monitor de Mercados Financieros

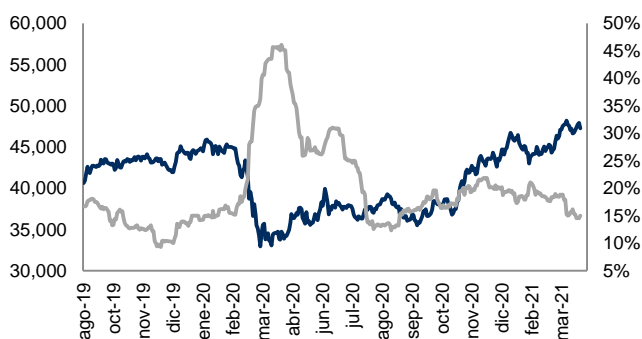
ABs y Volatilidad Cierre: 4.2% Volat: 0.8%



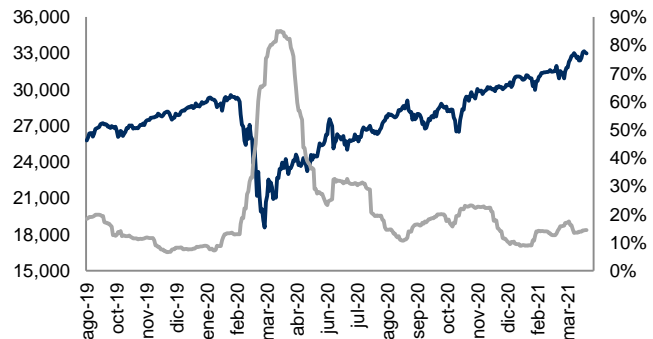
Tipo Cambio y Volatilidad Cierre: 20.4200 Volat: 14.3%



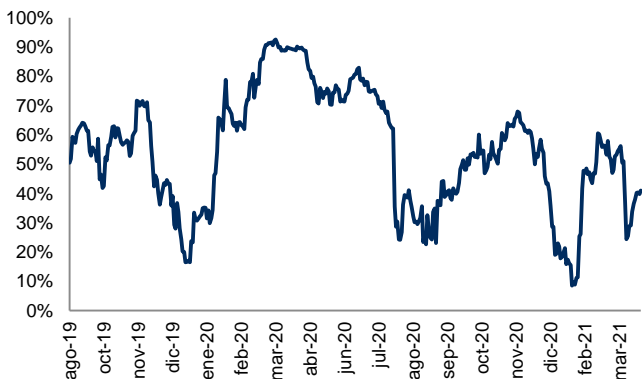
IPC y Volatilidad Cierre: 47,246.26 Volat: 15.0%



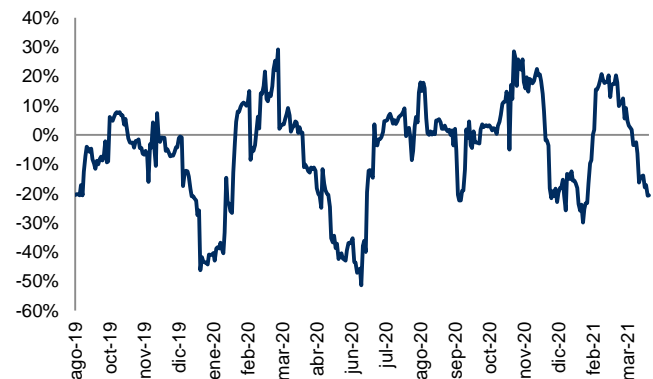
DJI y Volatilidad Cierre: 32,981.55 Volat: 14.5%



Correlación entre IPC y DJI Correl: 40.9%



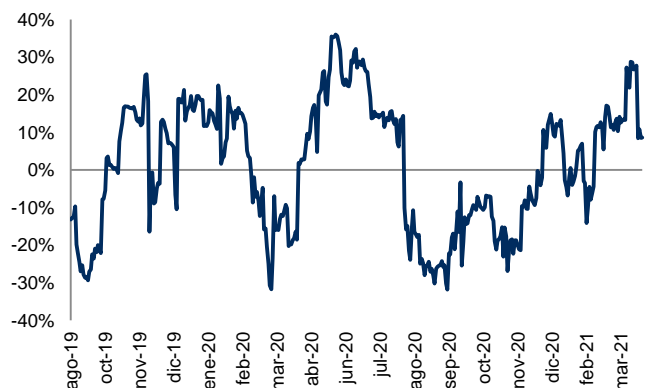
Correlación entre Tipo Cambio y ABs Correl: -20.7%



Correlación entre IPC y Tipo Cambio Correl: -7.3%

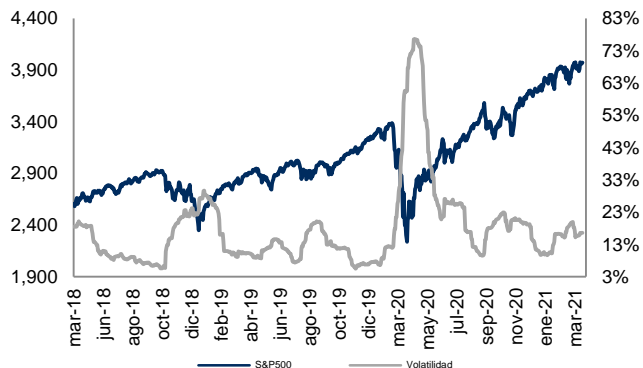


Correlación entre IPC y Abs Correl: 8.5%

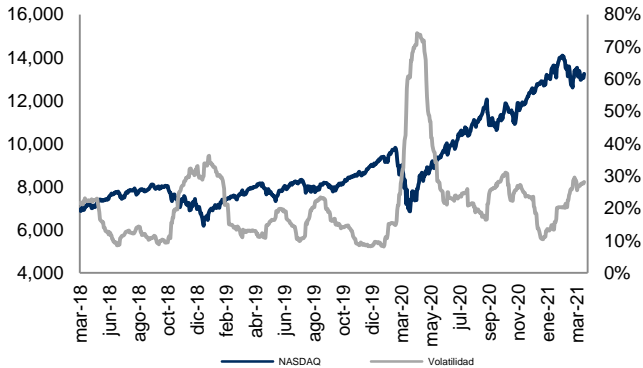


Monitor de Mercados

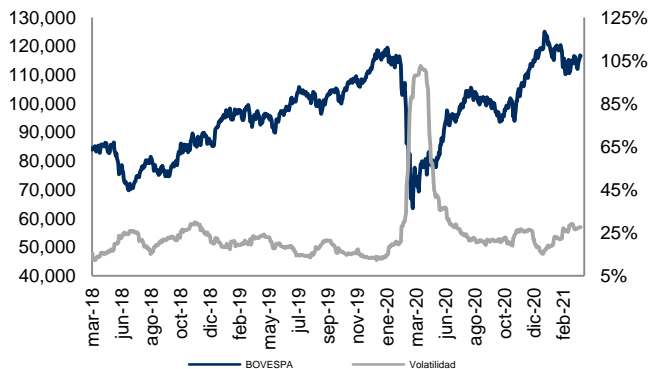
S&P 500 (EE.UU.) Cierre: 3,972.89 Volat: 16.6%



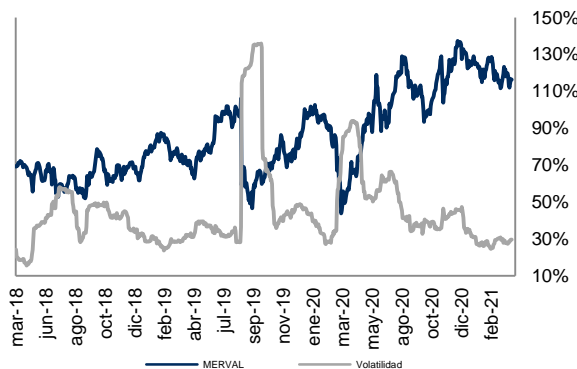
NASDAQ (EE.UU.) Cierre: 13,246.87 Volat: 28.1%



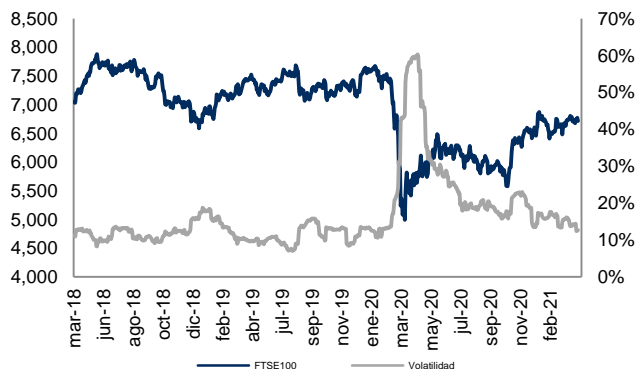
BOVESPA (Sao Paulo) Cierre: 116,633.72 Volat: 27.6%



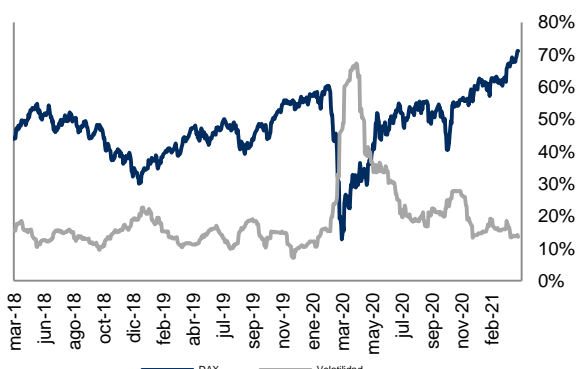
MERVAL (Buenos Aires) Cierre: 47,982.39 Volat: 29.7%



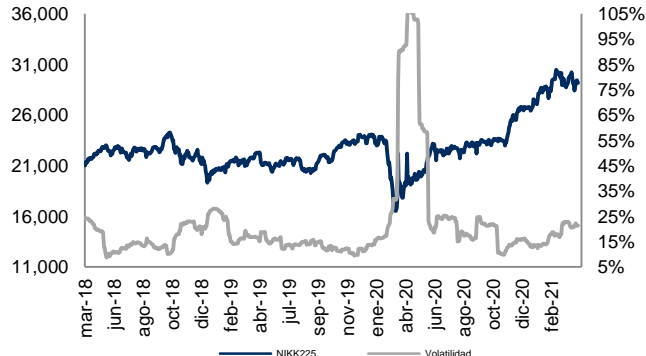
FTSE-100 (Londres) Cierre: 6,713.63 Volat: 12.7%



DAX (Frankfurt) Cierre: 15,008.34 Volat: 13.6%



NIKKEI-225 (Tokio) Cierre: 29,178.80 Volat: 21.3%



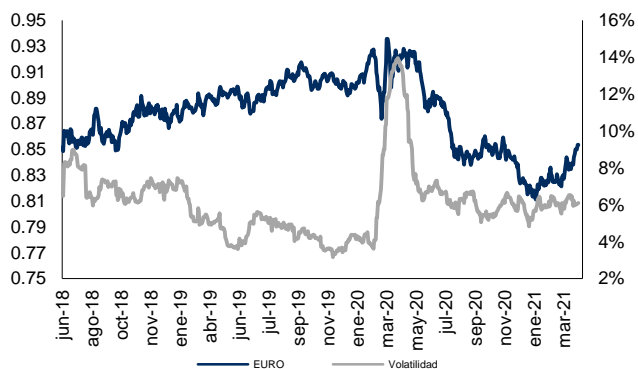
Índice	Rend. 7d	Rend. 30d	Rend. Año
S&P 500	2.15%	1.82%	5.77%
NASDAQ	2.20%	-2.52%	2.78%
BOVESPA	1.31%	3.28%	-11.86%
MERVAL	-1.85%	-4.06%	-14.35%
FTSE100	0.39%	0.58%	4.47%
DAX	1.87%	4.14%	4.89%
NIKK225	1.21%	-4.83%	-0.48%
IPC	2.89%	5.86%	3.52%
DJI	1.73%	4.59%	7.76%
CAC40	1.17%	1.84%	4.78%
HANGSENG	1.56%	-3.88%	4.23%
TSE300	-0.08%	2.28%	8.08%
IBEX	0.77%	-0.42%	1.89%

Cifras al 31 de marzo de 2021. Índices en USD.

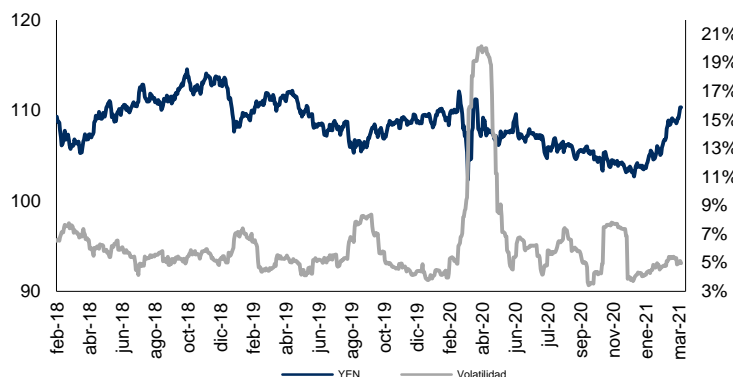


Monitor de Divisas

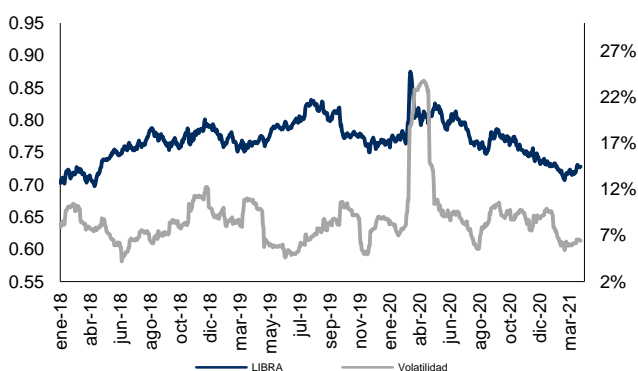
Euro (€) Cierre: 0.85 Volat: 6.1%



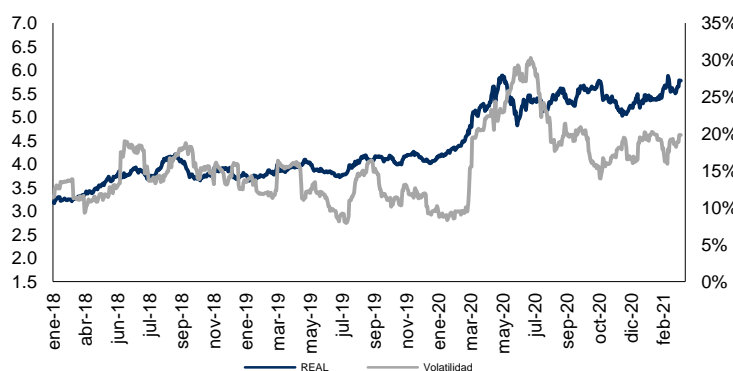
Yen Japonés (¥) Cierre: 110.34 Volat: 5.0%



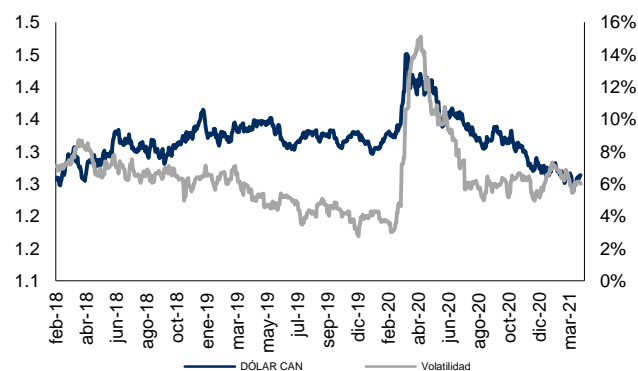
Libra Esterlina (£) Cierre: 0.73 Volat: 6.4%



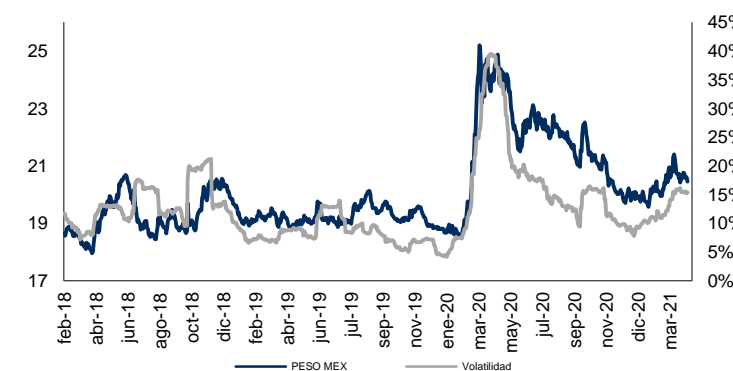
Real Brasileño Cierre: 5.77 Volat: 19.8%



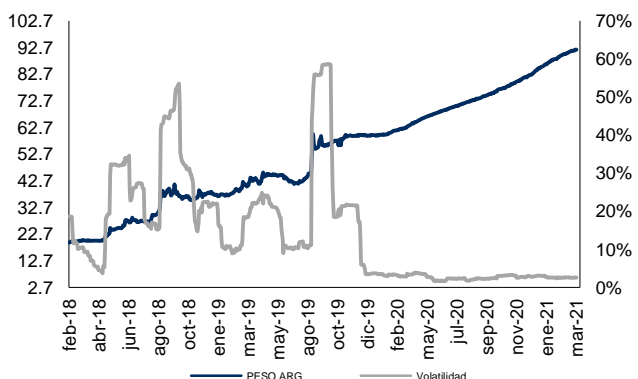
Dólar Canadiense Cierre: 1.26 Volat: 6.0%



Peso Mexicano Cierre: 20.45 Volat: 15.4%



Peso Argentino Cierre: 91.95 Volat: 2.5%



Moneda	Ultimo	7d	30d	Acumulado
Euro	0.85	-0.83%	-2.76%	-4.13%
Yen	110.34	-1.47%	-3.25%	-6.40%
Libra	0.73	0.38%	-1.29%	0.53%
Real	5.77	-2.66%	-2.30%	-10.06%
Dólar Can	1.26	-0.47%	0.09%	0.75%
Peso Mex	20.45	1.53%	0.70%	-2.72%
Peso Arg	91.95	-0.55%	-2.03%	-8.56%

Cifras al 31 de marzo de 2021. Cotizaciones con respecto al USD.



Monitor de Metales y Otros Commodities

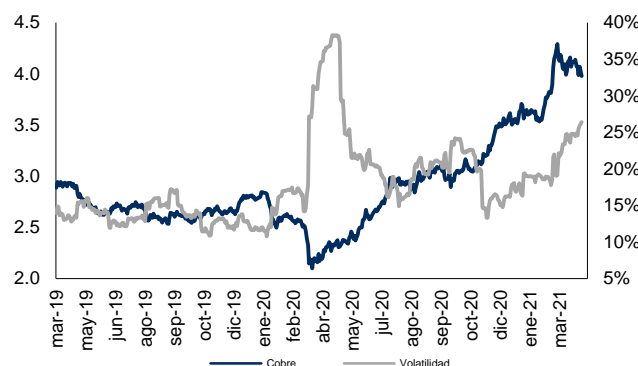
Oro (USD / T. Oz.) Cierre: 1,707.010 Volat: 15.0%



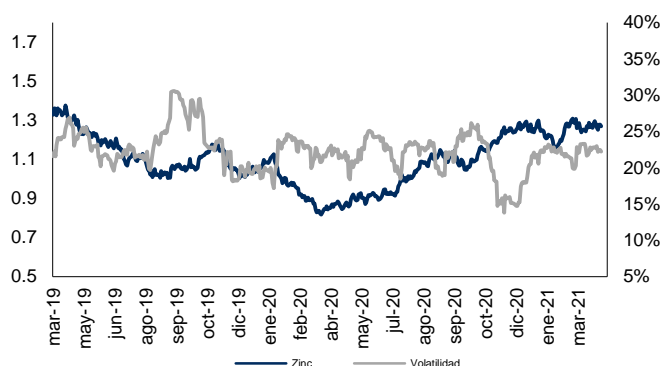
Plata (USD / T. Oz.) Cierre: 24.387 Volat: 26.5%



Cobre (USD / libra) Cierre: 3.978 Volat: 26.4%



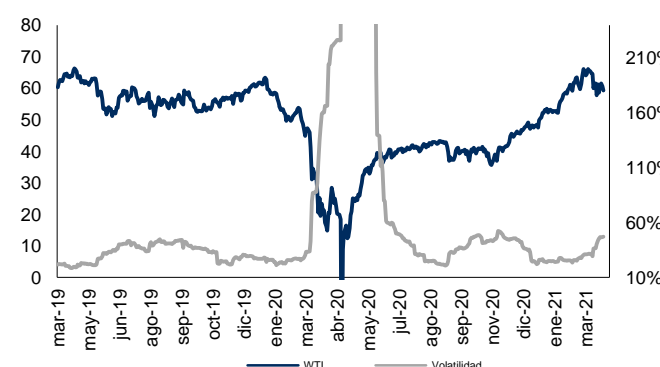
Zinc (USD / libra) Cierre: 1.269 Volat: 22.2%



Plomo (USD / libra) Cierre: 0.883 Volat: 22.4%



WTI (USD / barril) Cierre: 59.24 Volat: 47.0%



Acero (Indice) Cierre: 418.101 Volat: 22.0%



Metal	Ultimo	7d	30d	Acumulado
Oro	1707.01	-1.51%	-1.01%	-10.07%
Plata	24.39	-2.76%	-8.23%	-7.53%
Cobre	3.98	-2.32%	-4.04%	11.95%
Plomo	0.88	1.34%	-4.51%	-1.69%
Zinc	1.27	-0.99%	0.78%	1.18%
WTI	59.24	-3.16%	-2.20%	22.47%
Acero	418.10	-1.67%	-1.58%	9.47%

