

Indicadores Macro

| Datos Mensuales | dic-19 | nov-20 | dic-20 | ene-21 | feb-21 | mar-21 |
|--|-----------|------------|-----------|-----------|-----------|-----------|
| Indicador Global de la Actividad Económica (crec. anual) | 0.3% | -4.1% | -2.7% | n.d. | n.d. | n.d. |
| Producción Industrial (crec. anual, a.e.) | -0.8% | -3.4% | -3.2% | -3.7% | n.d. | n.d. |
| Ventas al Menudeo (crecimiento anual, a.e.) | 3.1% | -4.7% | -6.2% | n.d. | n.d. | n.d. |
| Tasa de Desocupación Nacional (% , a.e.) | 3.15 | 4.40 | 3.80 | 4.70 | n.d. | n.d. |
| Inflación Mensual (%) | 0.56 | 0.53 | 0.38 | 0.86 | 0.63 | n.d. |
| Inflación Quincenal (%) | 0.35/0.32 | 0.04/-0.10 | 0.34/0.19 | 0.51/0.50 | 0.23/0.31 | n.d./n.d. |
| Inflación Anual (%) | 2.83 | 3.33 | 3.15 | 3.54 | 3.76 | n.d. |
| M1 (crecimiento anual real) | 1.8 | 15.5 | 16.4 | 18.5 | n.d. | n.d. |
| Activos Financieros Internos F (crecimiento anual real) | 4.5 | 3.7 | 5.0 | 4.1 | n.d. | n.d. |
| Crédito Bancario al Sector Privado (crec. anual real) | 2.0 | -4.1 | -4.4 | -4.8 | n.d. | n.d. |
| CETES 28 primaria, promedio | 7.15% | 4.23% | 4.25% | 4.22% | 4.12% | n.d. |
| Balanza Comercial (millones de dólares) | 3,134 | 3,032 | 6,262 | -1,236 | n.d. | n.d. |
| Tipo de Cambio | | | | | | |
| Interbancario a la Venta (pesos por dólar, cierre) | 19.11 | 20.40 | 19.95 | 19.92 | 20.30 | n.d. |
| Depreciación (+) / Apreciación (-) | -1.13% | 6.77% | -2.21% | -0.16% | 1.93% | n.d. |
| Índice BMV (IPC, cierre) | 43,541 | 41,779 | 44,067 | 42,986 | 44,593 | n.d. |
| Cambio % respecto al mes anterior | 1.68% | -4.05% | 5.48% | -2.45% | 3.74% | n.d. |
| Precio de Petróleo (mezcla, dólares por barril, prom.) | 54.76 | 38.73 | 45.56 | 51.05 | 57.63 | n.d. |

| Datos Semanales | dic-20 | 19-feb | 26-feb | 05-mar | 12-mar | 18-mar |
|---|-----------|-----------|-----------|-----------|-----------|--------|
| Base Monetaria (millones de pesos) | 2,118,243 | 2,084,132 | 2,088,210 | 2,097,214 | 2,123,152 | n.d. |
| Activos Internacionales Netos (millones de dólares) | 199,052 | 202,526 | 200,216 | 200,087 | 199,616 | n.d. |
| Reservas Internacionales (millones de dólares) | 195,667 | 195,610 | 195,270 | 195,057 | 194,974 | n.d. |

| Tasas de Interés Moneda Nacional (porcentajes) | | | | | | |
|---|------|------|------|------|------|------|
| CETES Primaria 28 días | 4.27 | 4.01 | 4.02 | 4.06 | 4.05 | 4.05 |
| CETES Secundario 28 días | 4.25 | 4.02 | 4.05 | 4.06 | 4.05 | 4.06 |
| CETES 1 año real (según inflación pronosticada) | 3.43 | 3.96 | 4.15 | 4.12 | 4.11 | 4.15 |
| AB 28 días | 4.40 | 4.18 | 4.21 | 4.22 | 4.21 | 4.21 |
| TIIE 28 días | 4.48 | 4.29 | 4.28 | 4.28 | 4.28 | 4.28 |
| Bono 10 años | 5.48 | 6.01 | 6.19 | 6.24 | 6.34 | 6.61 |

| Tasas de Interés Moneda Extranjera (porcentajes) | | | | | | |
|--|-------|-------|-------|-------|-------|-------|
| Prime | 3.25 | 3.25 | 3.25 | 3.25 | 3.25 | 3.25 |
| Libor 3 meses | 0.24 | 0.18 | 0.19 | 0.19 | 0.19 | 0.19 |
| T- Bills 3 meses | 0.08 | 0.04 | 0.04 | 0.04 | 0.03 | 0.02 |
| T- Bond 10 años | 0.91 | 1.29 | 1.52 | 1.55 | 1.64 | 1.73 |
| Bund Alemán 10 años, € | -0.57 | -0.32 | -0.21 | -0.27 | -0.29 | -0.25 |

| Tipos de Cambio | | | | | | |
|------------------------------------|-------|--------|--------|--------|--------|--------|
| Banco de México (FIX) | 19.91 | 20.42 | 20.85 | 21.26 | 20.76 | 20.44 |
| Interbancario Mismo Día a la Venta | 19.87 | 20.29 | 20.84 | 21.30 | 20.73 | 20.47 |
| Yen por dólar | 103.2 | 105.66 | 106.21 | 108.34 | 109.00 | 108.88 |
| Dólar por euro | 1.22 | 1.21 | 1.22 | 1.19 | 1.20 | 1.19 |

| Mercado de Futuros (pesos por dólar) | | | | | | |
|--------------------------------------|-------|-------|-------|-------|-------|-------|
| Junio 2021 | 20.27 | 20.58 | 21.06 | 21.51 | 20.90 | 20.65 |
| Septiembre 2021 | 20.48 | 20.78 | 21.25 | 21.72 | 21.11 | 20.87 |
| Diciembre 2021 | 20.69 | 20.98 | 21.45 | 21.94 | 21.33 | 21.10 |
| Marzo 2022 | 20.90 | 21.17 | 21.66 | 22.15 | 21.55 | 21.33 |
| Junio 2022 | 21.13 | 21.39 | 21.87 | 22.39 | 21.78 | 21.58 |

Deuda Externa Mexicana

| Emisiones de Deuda Pública Externa Mexicana | | | | | | | |
|---|---------|-----------------|--------------------|--------------|---------|-------|-------------|
| Fecha | Emisión | Moneda original | Importe (millones) | Plazo (años) | Vencim. | Cupón | Rendimiento |
| jun-19 | Global | ¥ | 27,300 | 7 | 2026 | | 1.05 |
| jun-19 | Global | ¥ | 31,000 | 10 | 2029 | | 1.30 |
| jul-19 | Global | US\$ | 1,456 | 10 | 2029 | 4.500 | 3.74 |
| jul-19 | Global | US\$ | 2,104 | 30 | 2050 | | 4.55 |
| sep-19 | Pemex | US\$ | 1,250 | 7 | 2026 | | 6.50 |
| sep-19 | Pemex | US\$ | 3,250 | 10 | 2029 | | 6.85 |
| sep-19 | Pemex | US\$ | 3,000 | 30 | 2049 | | 7.70 |
| ene-20 | Global | US\$ | 1,500 | 10 | 2030 | 3.250 | 3.31 |
| ene-20 | Global | US\$ | 800 | 30 | 2050 | 4.500 | 4.04 |
| ene-20 | Global | € | 1,250 | 10 | 2030 | 1.125 | 1.24 |
| ene-20 | Global | € | 500 | 20 | 2039 | 2.875 | 2.00 |
| ene-20 | Pemex | US\$ | 2,500 | 11 | 2031 | | 5.95 |
| ene-20 | Pemex | US\$ | 2,500 | 40 | 2060 | | 6.95 |
| abr-20 | Global | US\$ | 1,000 | 5 | 2025 | 3.900 | 4.13 |
| abr-20 | Global | US\$ | 2,500 | 12 | 2032 | 4.750 | 5.00 |
| abr-20 | Global | US\$ | 2,500 | 31 | 2051 | 5.000 | 5.50 |
| sep-20 | Global | € | 750 | 7 | 2027 | 1.603 | 1.35 |
| oct-20 | Pemex | US\$ | 1,500 | 5 | 2025 | | 6.95 |
| nov-20 | Global | US\$ | 1,825 | 10 | 2031 | 2.659 | |
| nov-20 | Global | US\$ | | 40 | 2061 | 3.771 | |
| ene-21 | Global | US\$ | 3,300 | 50 | 2071 | 3.750 | 3.75 |
| ene-21 | Global | € | 1,000 | 10 | 2033 | 1.450 | |
| ene-21 | Global | € | 800 | 30 | 2051 | 2.125 | |

| Mercado Secundario Bonos Globales | | | |
|-----------------------------------|--------|--------|-------|
| | 19-mar | 12-mar | Var. |
| México rendimiento (%*) | | | |
| UMS 22 | 0.95 | 0.80 | 0.15 |
| UMS 26 | 1.57 | 1.26 | 0.31 |
| UMS 33 | 3.65 | 3.68 | -0.03 |
| UMS 44 | 4.38 | 4.40 | -0.02 |
| Brasil rendimiento (%*) | | | |
| BR GLB 27 | 2.65 | 2.79 | -0.15 |
| BR GLB 34 | 4.72 | 4.92 | -0.19 |
| EE.UU. Rendimiento (%) | | | |
| T. Bond 10a | 1.73 | 1.53 | 0.20 |

TB: Bono del tesoro estadounidense.
 î: Tasa de referencia

UMS: United Mexican States
 CAC: Cláusulas de Acción Colectiva

*Rendimiento a la venta (ask yield)

UMS 2022 (rendimiento %)



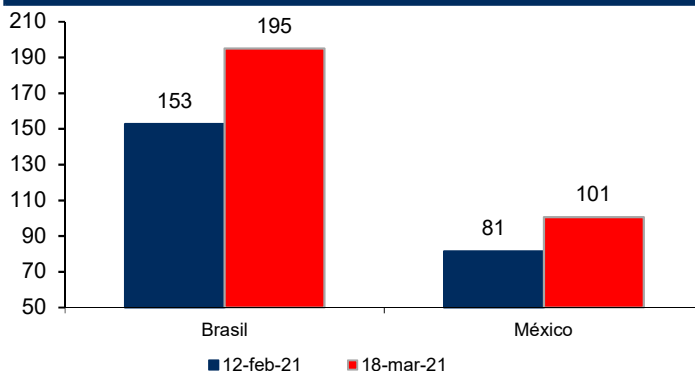
UMS 2026 (rendimiento %)



UMS 2033 (rendimiento %)

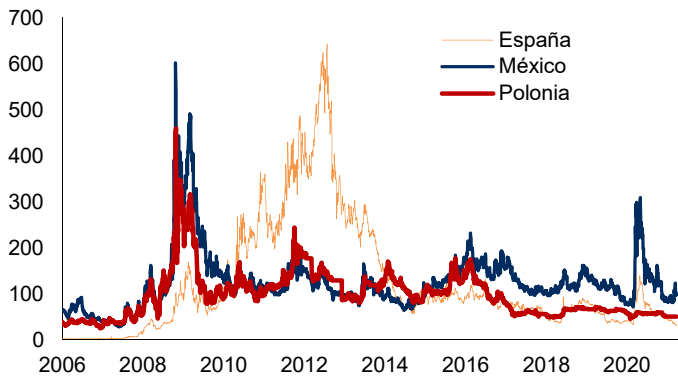


Indicadores de Riesgo de Crédito Soberano (CDS)



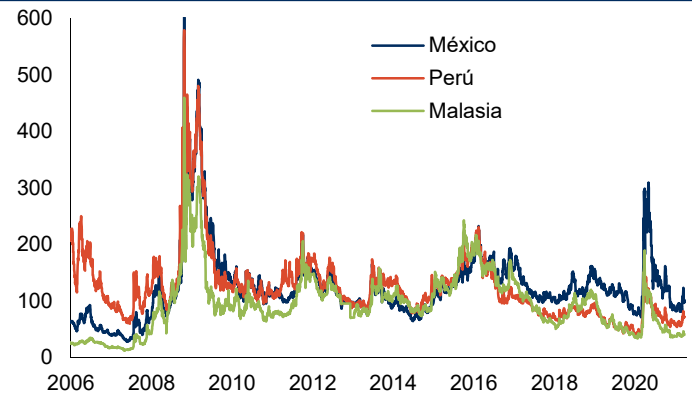
Indicadores de riesgo país - Credit Default Swaps (CDS) y bonos UMS

Países con calificación BBB+ (Standard & Poor's)



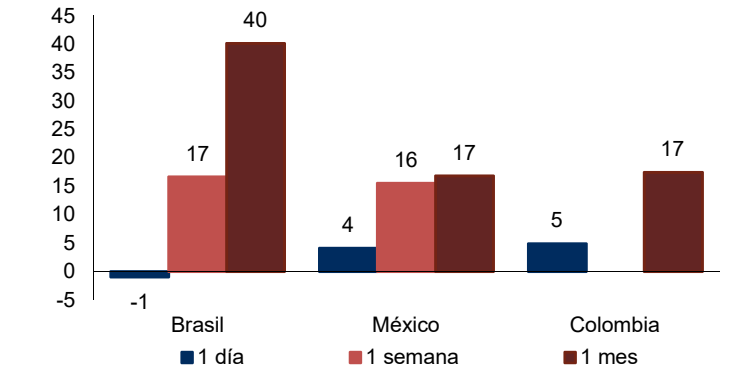
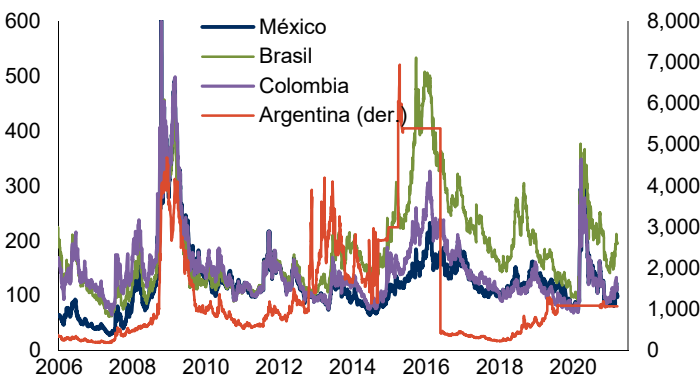
Países con calificación A3 (Moody's)

19 de marzo de 2021

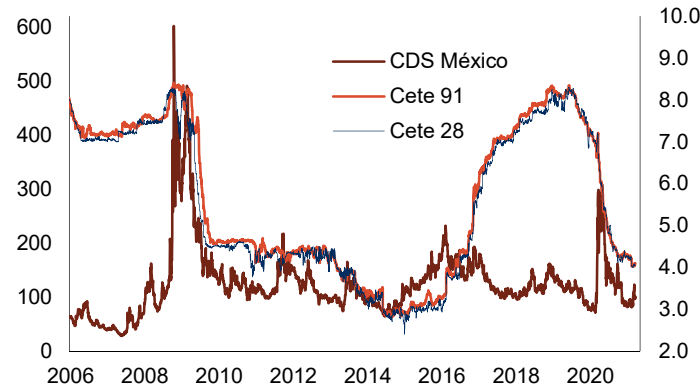


América Latina

Diferenciales de CDS en puntos base



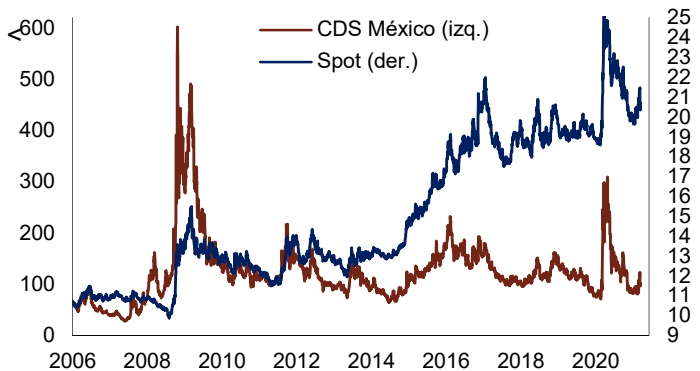
CDS México y tasas de CETES



Comparativo Arg-Bra-México en el último mes

| | CDS Var. pb | Tipo de cambio T.C. Aprec(-)/deprec(+) | | Bolsa En dólares | |
|-----|----------------|---|-----|---------------------|------|
| Arg | 0 | 91.3 | 3.2 | 532 | -8.5 |
| Bra | -1 | 5.6 | 3.5 | 20652 | -7.1 |
| Mex | 4 | 20.5 | 1.4 | 2326 | 5.0 |

CDS México y tipo de cambio spot



Curva de rendimientos de UMS

