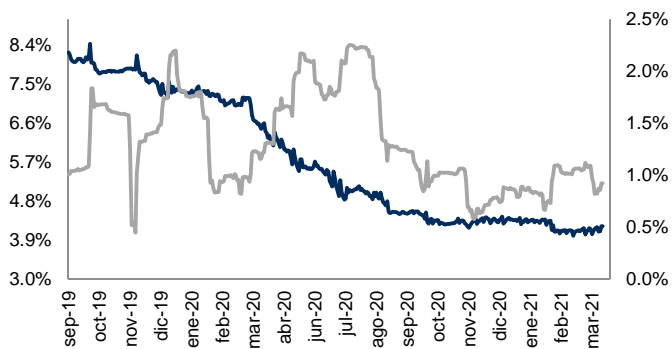
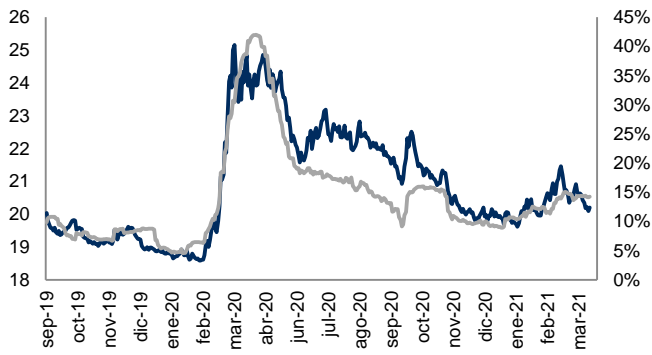


Monitor de Mercados Financieros

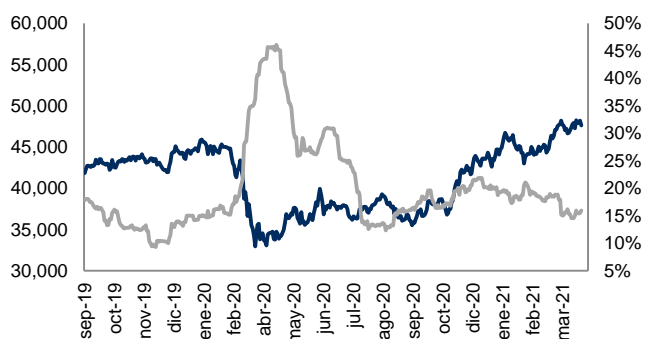
ABs y Volatilidad Cierre: 4.2% Volat: 0.9%



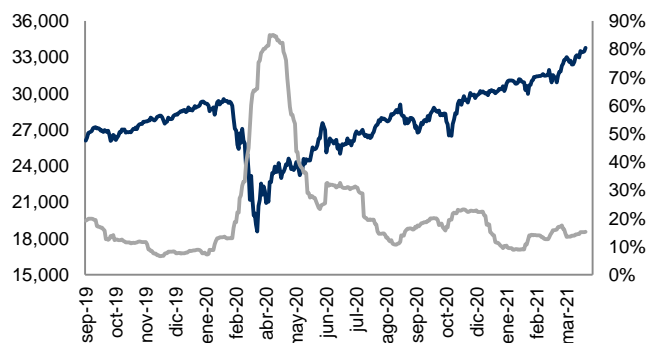
Tipo Cambio y Volatilidad Cierre: 20.2030 Volat: 14.2%



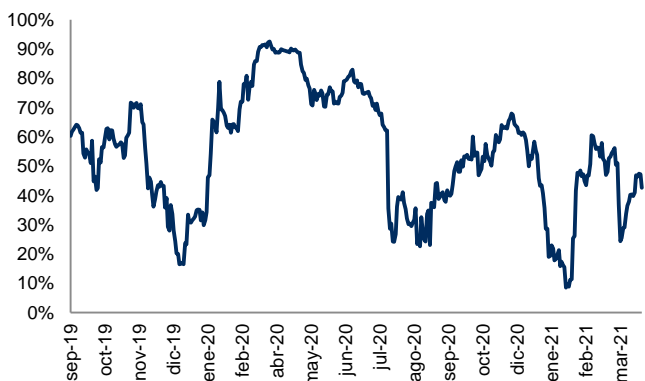
IPC y Volatilidad Cierre: 47,627.67 Volat: 15.9%



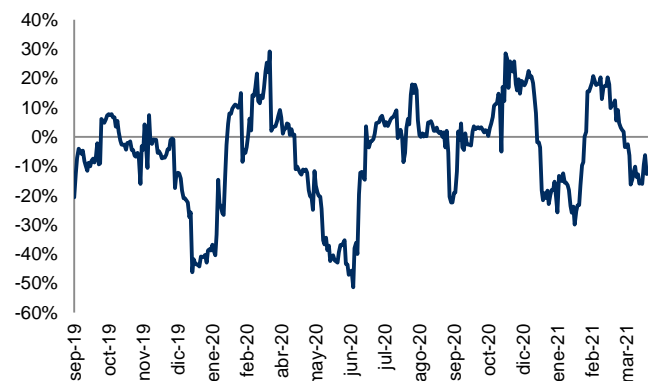
DJI y Volatilidad Cierre: 33,800.60 Volat: 15.2%



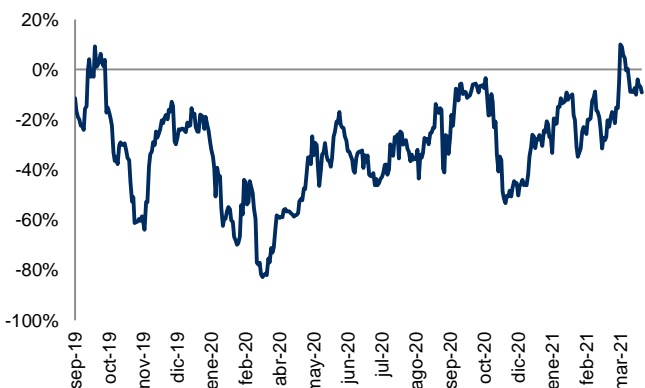
Correlación entre IPC y DJI Correl: 42.6%



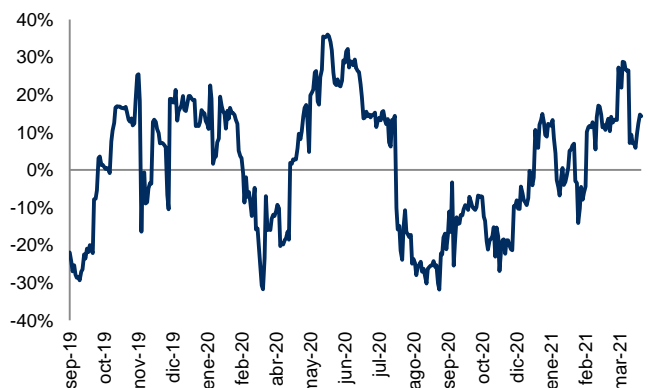
Correlación entre Tipo Cambio y ABs Correl: -12.5%



Correlación entre IPC y Tipo Cambio Correl: -9.1%

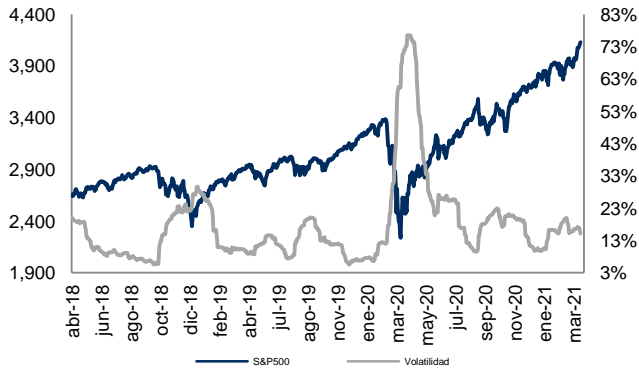


Correlación entre IPC y Abs Correl: 14.2%

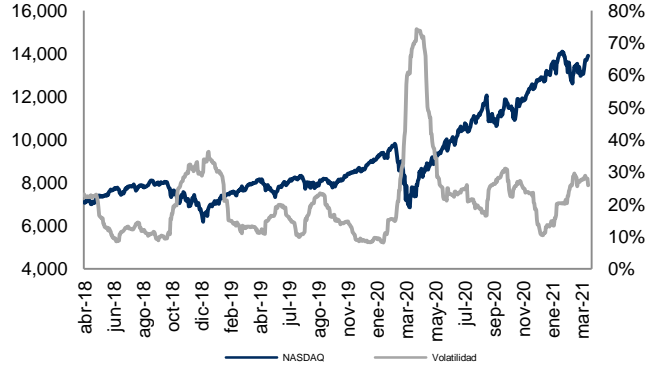


Monitor de Mercados

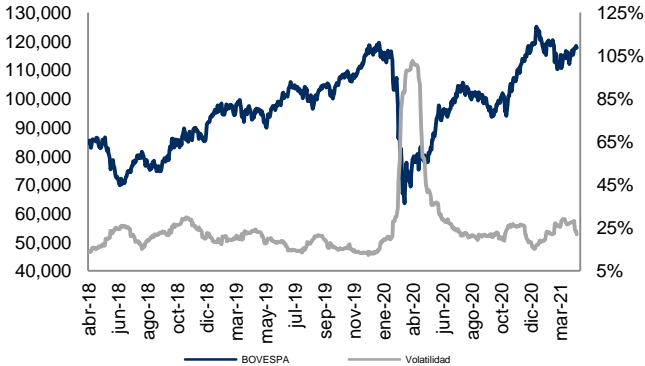
S&P 500 (EE.UU.) Cierre: 4,128.80 Volat: 15.1%



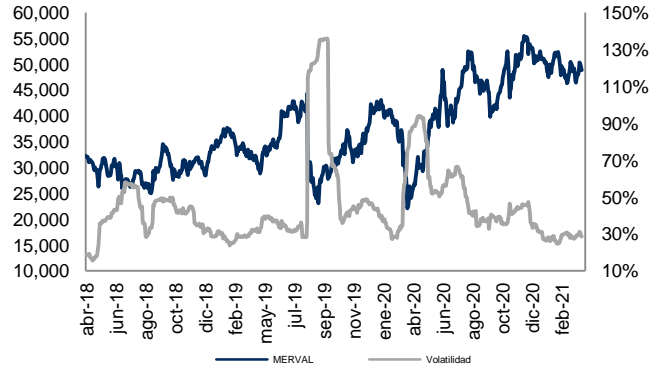
NASDAQ (EE.UU.) Cierre: 13,900.19 Volat: 25.9%



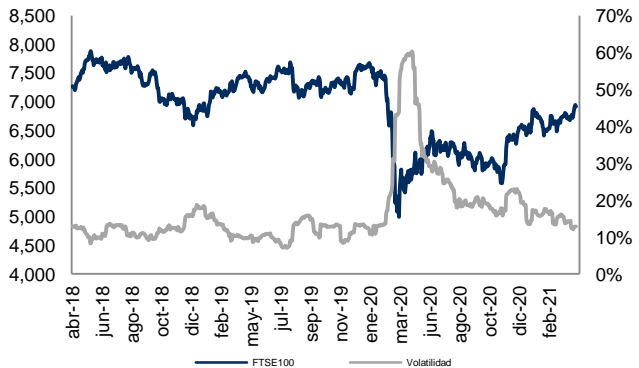
BOVESPA (Sao Paulo) Cierre: 117,669.90 Volat: 21.9%



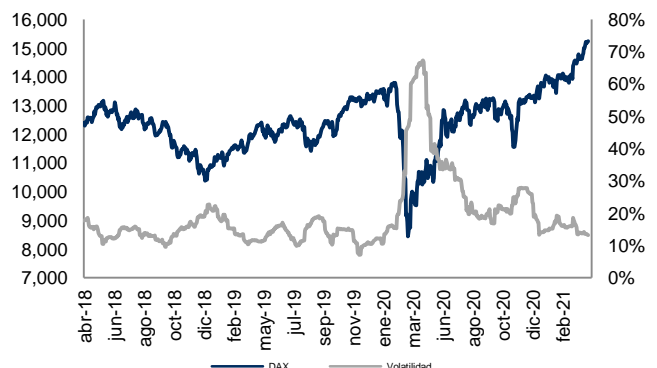
MERVAL (Buenos Aires) Cierre: 48,845.99 Volat: 28.6%



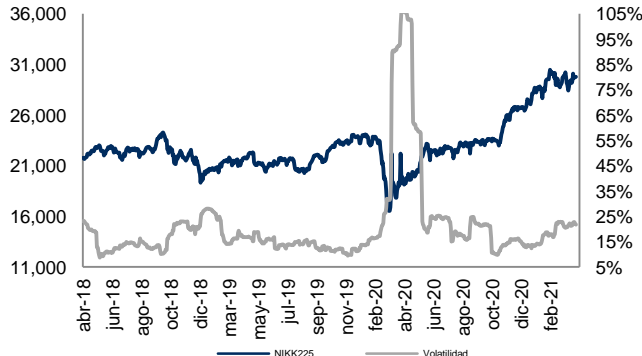
FTSE-100 (Londres) Cierre: 6,915.75 Volat: 12.9%



DAX (Frankfurt) Cierre: 15,234.16 Volat: 13.3%



NIKKEI-225 (Tokio) Cierre: 29,768.06 Volat: 21.8%



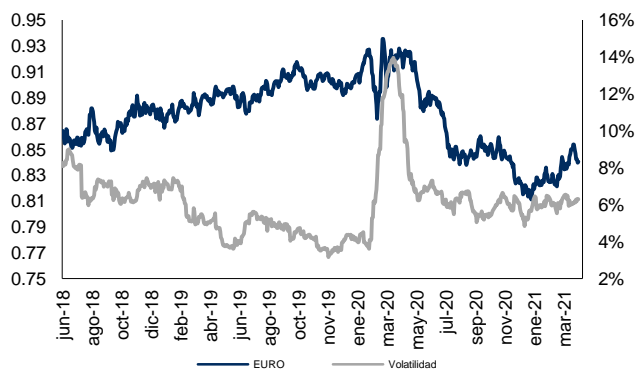
Índice	Rend. 7d	Rend. 30d	Rend. Año
S&P 500	2.71%	5.90%	9.92%
NASDAQ	3.12%	6.36%	7.85%
BOVESPA	2.72%	4.33%	-9.48%
MERVAL	1.15%	1.46%	-13.09%
FTSE100	1.76%	1.22%	7.39%
DAX	1.92%	4.54%	8.16%
NIKK225	2.17%	1.33%	2.17%
IPC	1.42%	3.74%	6.52%
DJI	1.95%	4.66%	10.44%
CAC40	2.17%	2.76%	8.25%
HANGSENG	-0.85%	-0.92%	5.38%
TSE300	1.40%	3.58%	12.07%
IBEX	0.93%	0.26%	3.34%

Cifras al 09 de abril de 2021. Índices en USD.

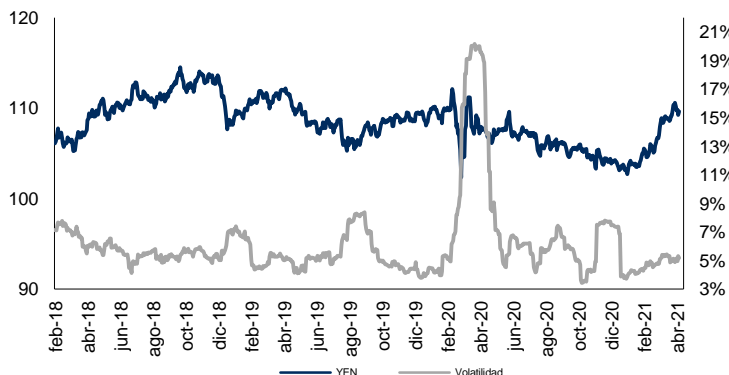


Monitor de Divisas

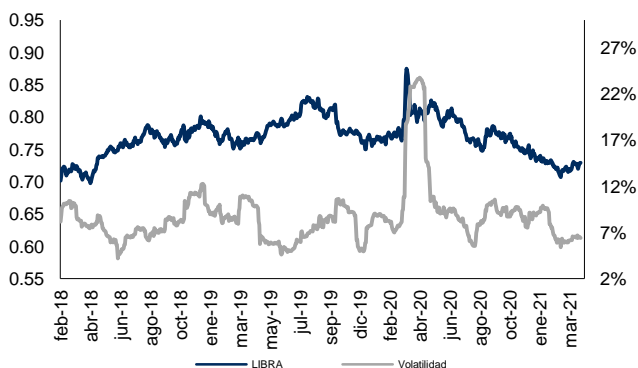
Euro (€) Cierre: 0.84 Volat: 6.3%



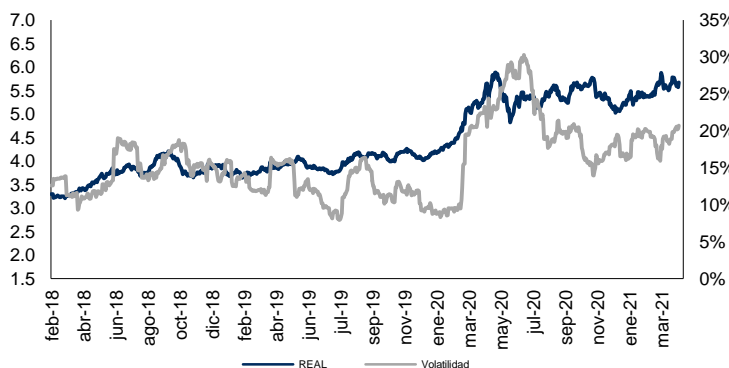
Yen Japonés (¥) Cierre: 109.65 Volat: 5.2%



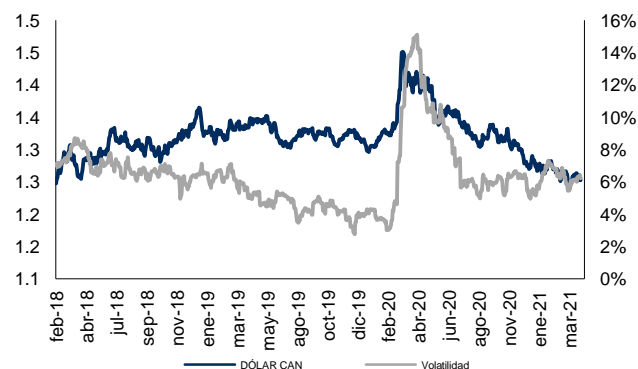
Libra Esterlina (£) Cierre: 0.73 Volat: 6.4%



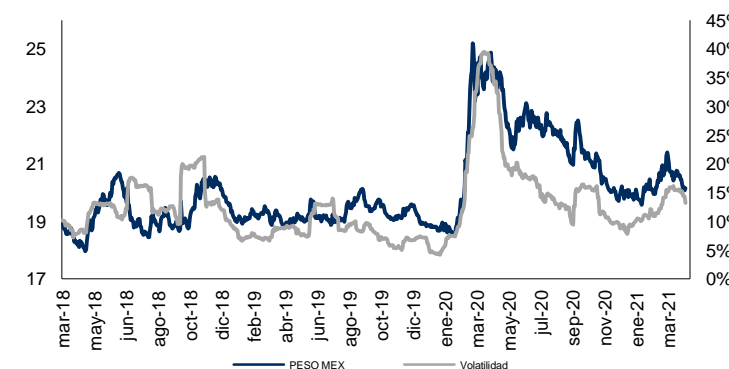
Real Brasileño Cierre: 5.67 Volat: 20.7%



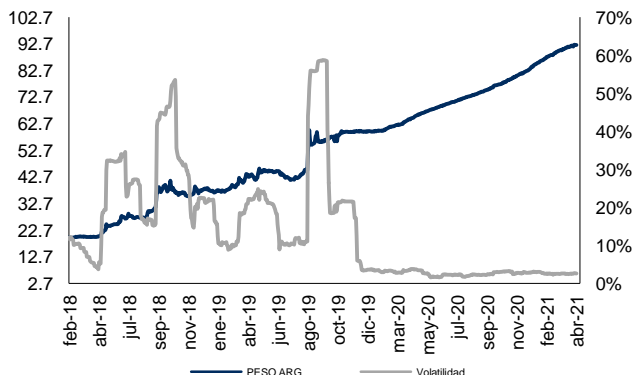
Dólar Canadiense Cierre: 1.25 Volat: 6.2%



Peso Mexicano Cierre: 20.15 Volat: 13.2%



Peso Argentino Cierre: 92.25 Volat: 2.6%



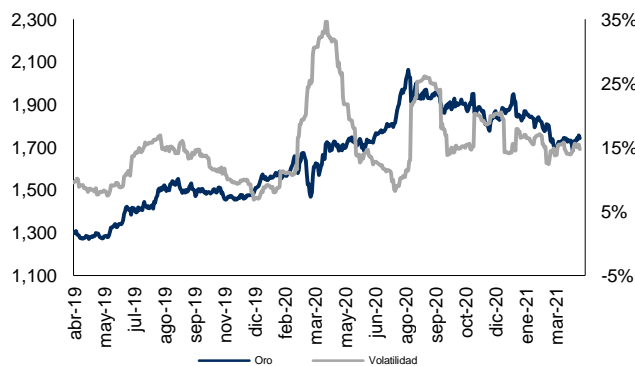
Moneda	Ultimo	7d	30d	Acumulado
Euro	0.84	1.07%	-0.22%	-2.59%
Yen	109.65	0.87%	-1.16%	-5.81%
Libra	0.73	-0.87%	-1.57%	0.32%
Real	5.67	0.61%	-0.01%	-8.44%
Dólar Can	1.25	0.14%	0.69%	1.61%
Peso Mex	20.15	1.47%	4.34%	-1.29%
Peso Arg	92.25	-0.64%	-1.67%	-8.85%

Cifras al 09 de abril de 2021. Cotizaciones con respecto a USD.

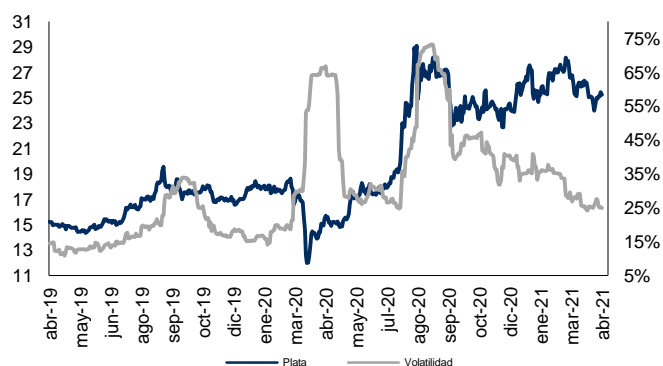


Monitor de Metales y Otros Commodities

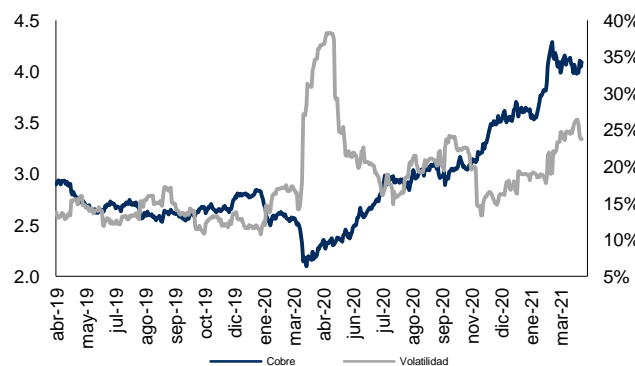
Oro (USD / T. Oz.) Cierre: 1,742.460 Volat: 14.7%



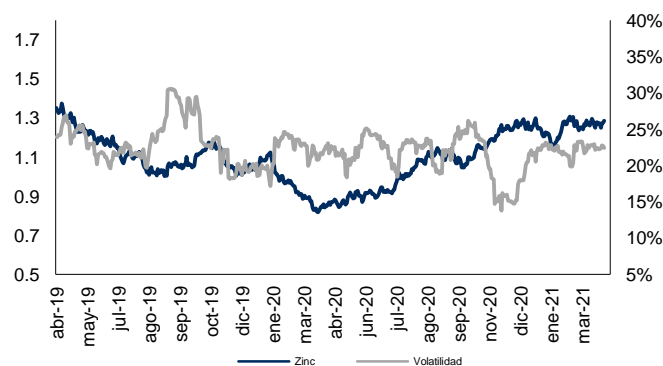
Plata (USD / T. Oz.) Cierre: 25.222 Volat: 24.9%



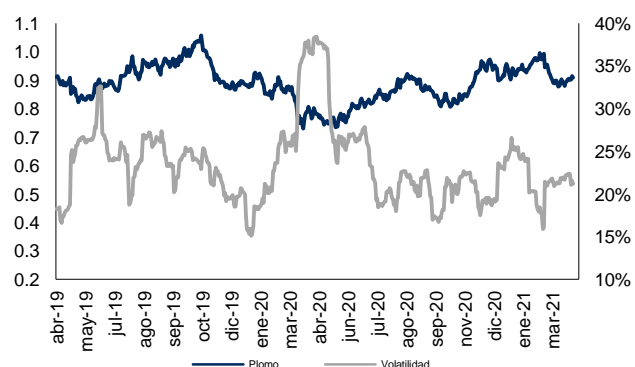
Cobre (USD / libra) Cierre: 4.091 Volat: 23.8%



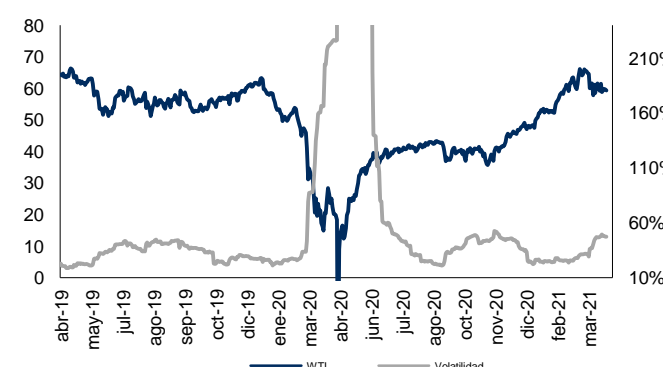
Zinc (USD / libra) Cierre: 1.285 Volat: 22.4%



Plomo (USD / libra) Cierre: 0.889 Volat: 21.2%



WTI (USD / barril) Cierre: 59.34 Volat: 47.3%



Acero (Indice) Cierre: 425.771 Volat: 21.2%



Metal	Ultimo	7d	30d	Acumulado
Oro	1742.46	0.71%	0.93%	-8.20%
Plata	25.22	1.01%	-3.73%	-4.36%
Cobre	4.09	2.62%	2.54%	15.12%
Plomo	0.89	0.43%	0.95%	-0.98%
Zinc	1.29	1.02%	2.95%	2.50%
WTI	59.34	-3.45%	-7.97%	22.68%
Acero	425.77	1.69%	2.28%	11.48%

