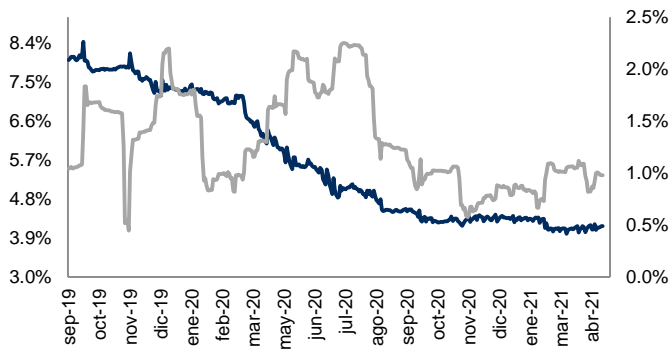


# Monitor de Mercados Financieros

**ABs y Volatilidad**

Cierre: 4.2%

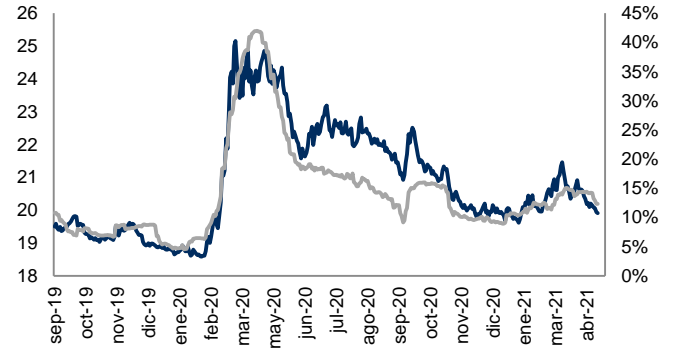
Volat: 1.0%



**Tipo Cambio y Volatilidad**

Cierre: 19.9120

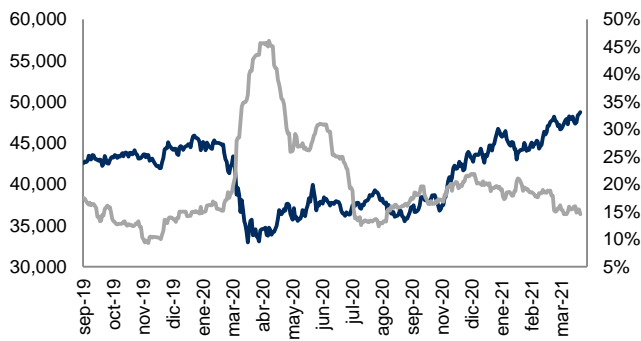
Volat: 12.3%



**IPC y Volatilidad**

Cierre: 48,726.98

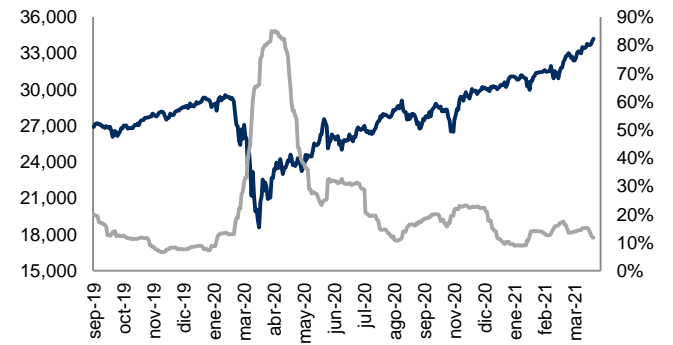
Volat: 14.5%



**DJI y Volatilidad**

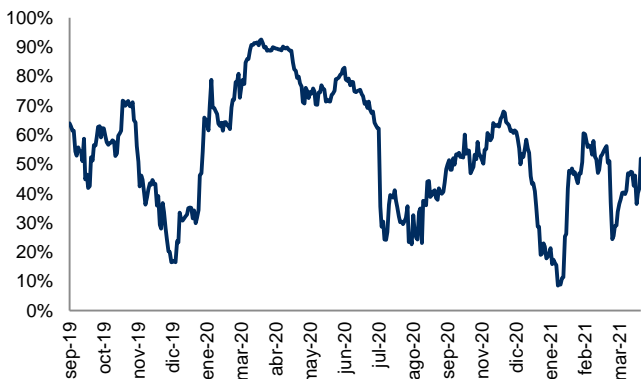
Cierre: 34,200.67

Volat: 11.7%



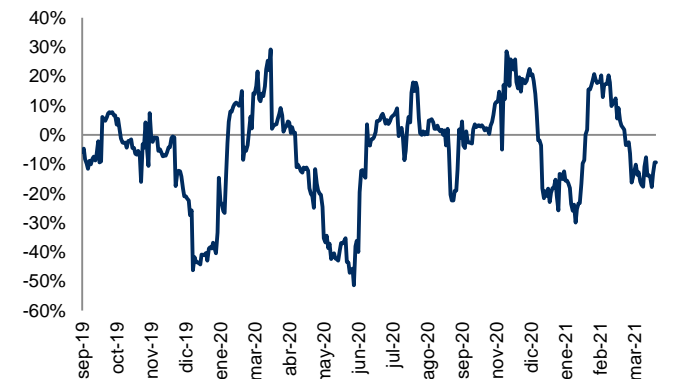
**Correlación entre IPC y DJI**

Correl: 51.9%



**Correlación entre Tipo Cambio y ABs**

Correl: -9.4%



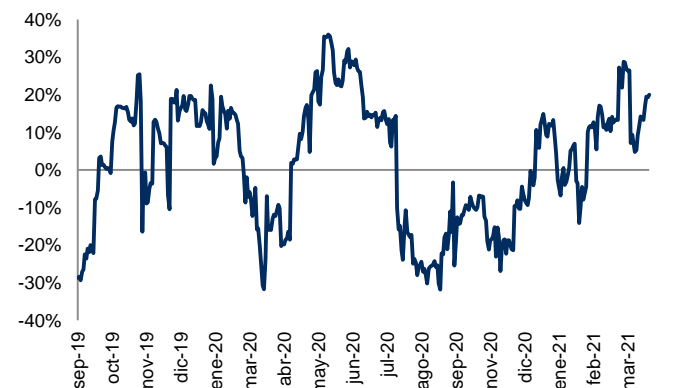
**Correlación entre IPC y Tipo Cambio**

Correl: 3.5%



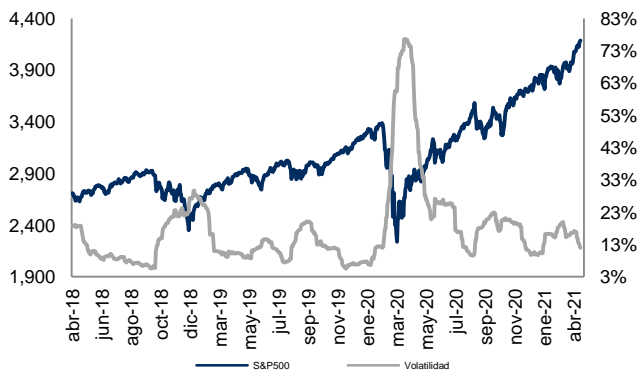
**Correlación entre IPC y Abs**

Correl: 20.0%

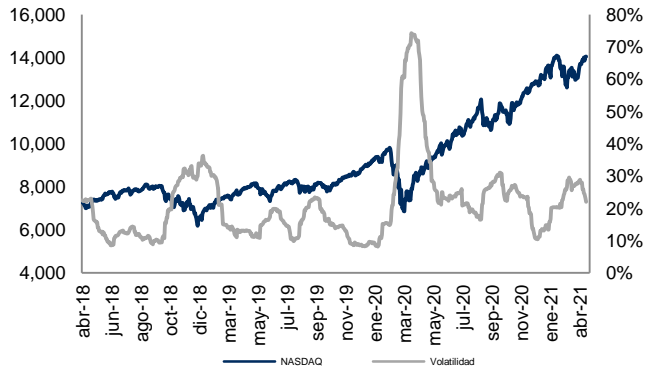


# Monitor de Mercados

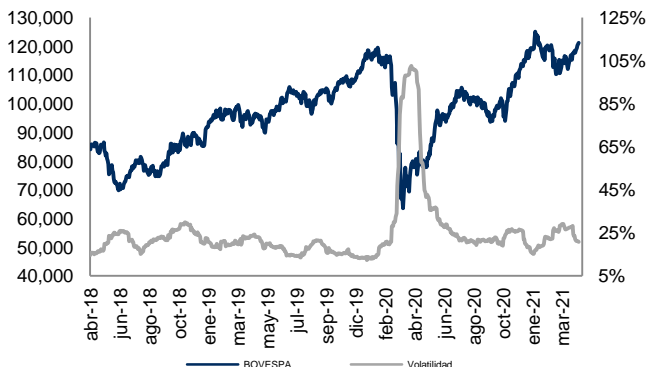
**S&P 500 (EE.UU.)** Cierre: 4,185.47 Volat: 11.9%



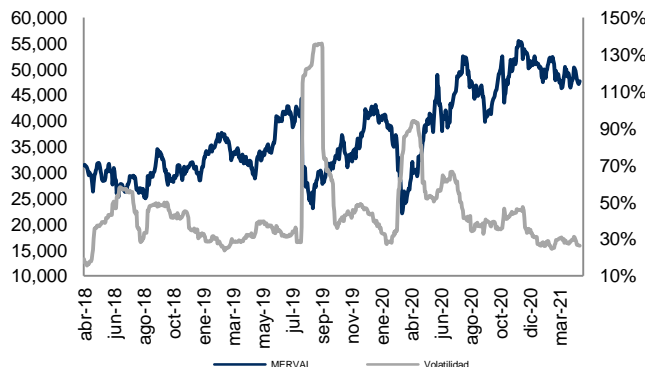
**NASDAQ (EE.UU.)** Cierre: 14,052.34 Volat: 22.0%



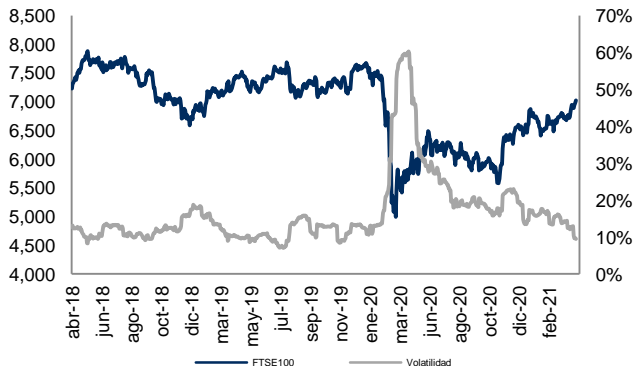
**BOVESPA (Sao Paulo)** Cierre: 121,113.93 Volat: 20.9%



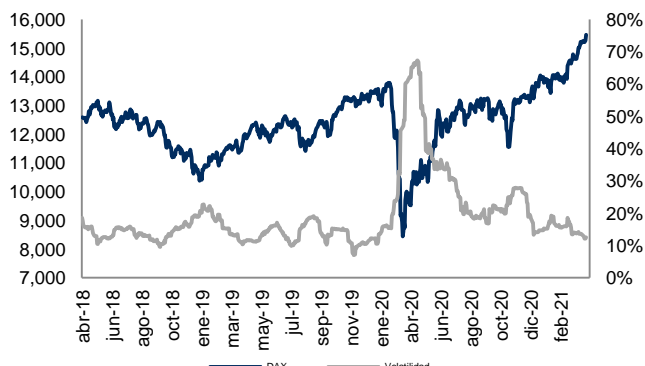
**MERVAL (Buenos Aires)** Cierre: 47,664.35 Volat: 26.3%



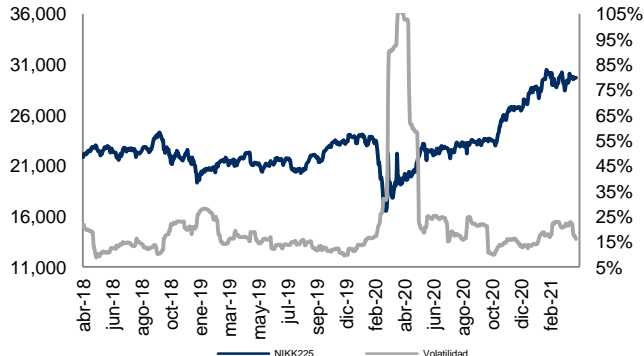
**FTSE-100 (Londres)** Cierre: 7,019.53 Volat: 9.5%



**DAX (Frankfurt)** Cierre: 15,459.75 Volat: 12.5%



**NIKKEI-225 (Tokio)** Cierre: 29,683.37 Volat: 16.0%



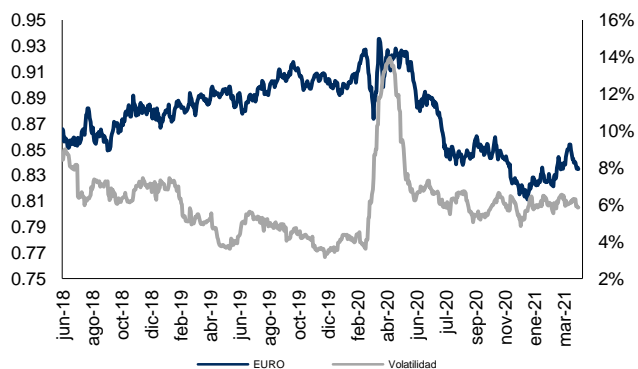
Índice	Rend. 7d	Rend. 30d	Rend. Año
S&P 500	1.37%	5.32%	11.43%
NASDAQ	1.09%	3.90%	9.03%
BOVESPA	4.64%	3.98%	-5.28%
MERVAL	-2.99%	-6.15%	-15.69%
FTSE100	2.46%	2.93%	10.03%
DAX	2.15%	5.93%	10.50%
NIKK225	0.50%	-0.74%	2.68%
IPC	3.52%	4.61%	10.26%
DJI	1.18%	3.59%	11.74%
CAC40	2.58%	3.85%	11.05%
HANGSENG	1.03%	-0.29%	6.46%
TSE300	0.86%	1.12%	13.04%
IBEX	1.22%	0.18%	4.61%

Cifras al 16 de abril de 2021. Índices en USD.

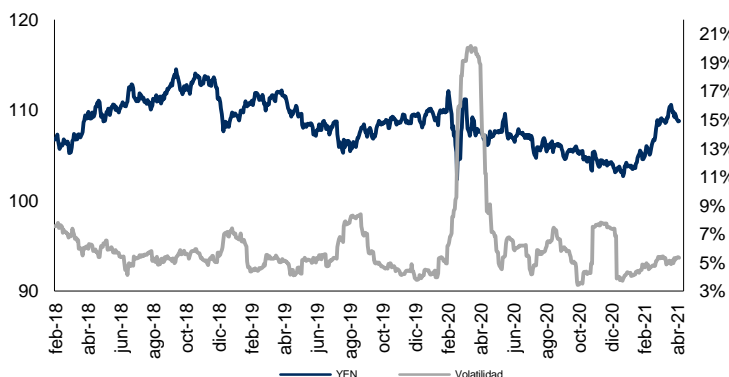


# Monitor de Divisas

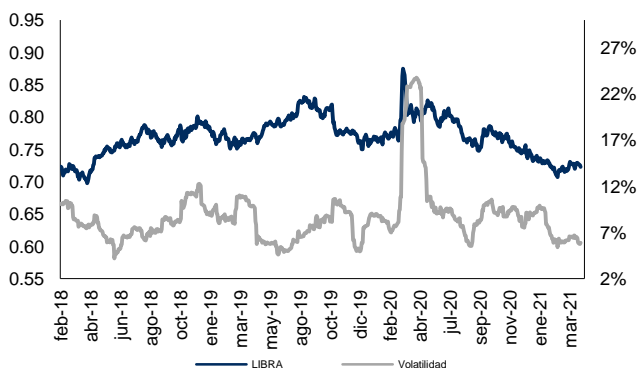
**Euro (€)** Cierre: 0.83 Volat: 5.8%



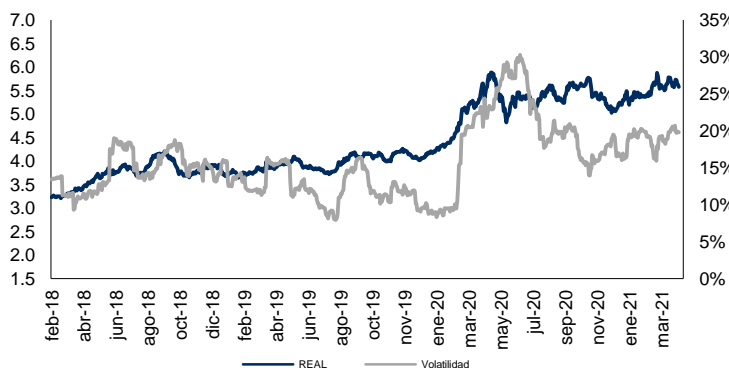
**Yen Japonés (¥)** Cierre: 108.79 Volat: 5.3%



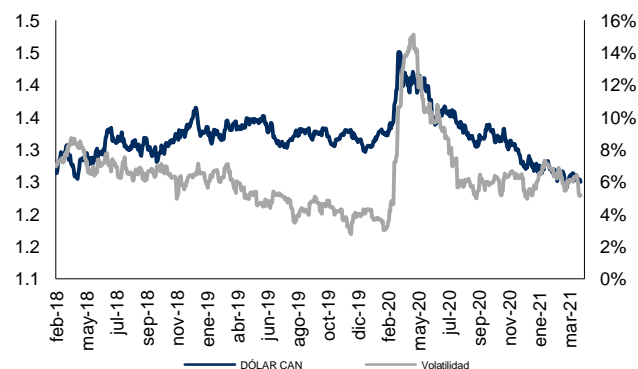
**Libra Esterlina (£)** Cierre: 0.72 Volat: 5.9%



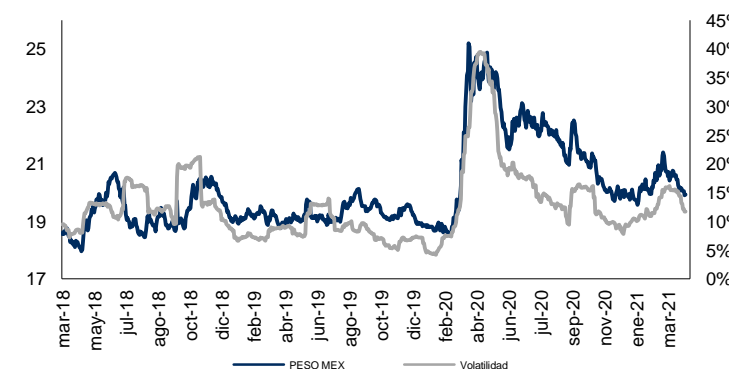
**Real Brasileño** Cierre: 5.58 Volat: 19.8%



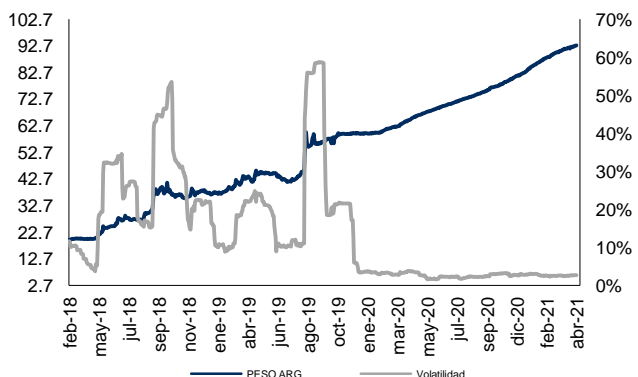
**Dólar Canadiense** Cierre: 1.25 Volat: 5.2%



**Peso Mexicano** Cierre: 19.93 Volat: 11.7%



**Peso Argentino** Cierre: 92.79 Volat: 2.7%



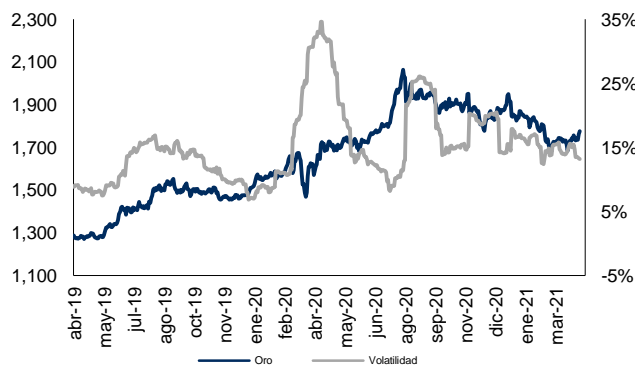
Moneda	Ultimo	7d	30d	Acumulado
Euro	0.83	0.66%	0.02%	-1.95%
Yen	108.79	0.79%	0.04%	-5.06%
Libra	0.72	0.94%	-0.84%	1.27%
Real	5.58	1.66%	0.06%	-6.92%
Dólar Can	1.25	0.22%	-0.80%	1.83%
Peso Mex	19.93	1.12%	3.94%	-0.19%
Peso Arg	92.79	-0.59%	-1.71%	-9.39%

Cifras al 16 de abril de 2021. Cotizaciones con respecto a USD.

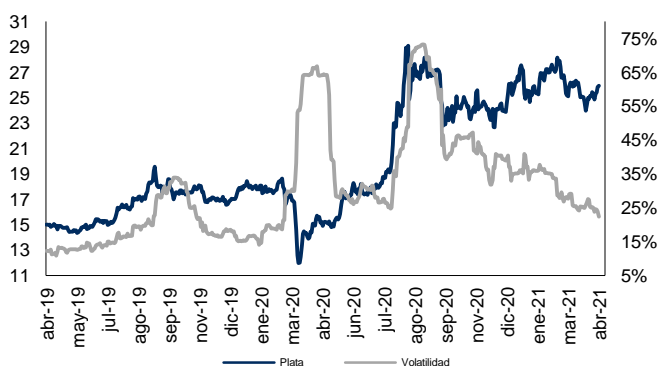


# Monitor de Metales y Otros Commodities

**Oro (USD / T. Oz.)** Cierre: 1,775.296 Volat: 13.2%



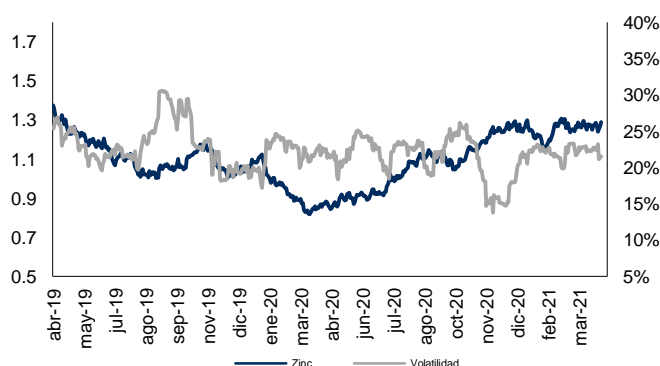
**Plata (USD / T. Oz.)** Cierre: 25.939 Volat: 22.4%



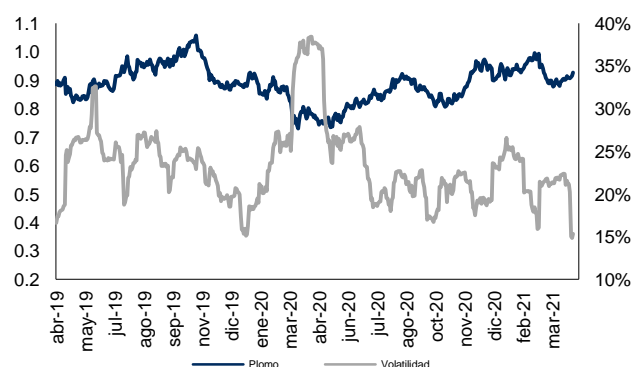
**Cobre (USD / libra)** Cierre: 4.217 Volat: 22.9%



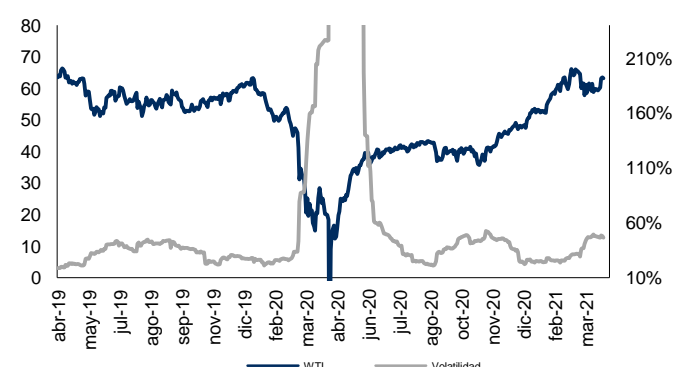
**Zinc (USD / libra)** Cierre: 1.289 Volat: 21.5%



**Plomo (USD / libra)** Cierre: 0.906 Volat: 15.3%



**WTI (USD / barril)** Cierre: 63.21 Volat: 46.3%



**Acero (Indice)** Cierre: 436.029 Volat: 18.1%



Metal	Ultimo	7d	30d	Acumulado
Oro	1775.30	1.88%	1.77%	-6.47%
Plata	25.94	2.84%	-1.50%	-1.64%
Cobre	4.22	3.09%	3.71%	18.68%
Plomo	0.91	1.91%	4.66%	0.91%
Zinc	1.29	0.31%	1.88%	2.82%
WTI	63.21	6.52%	-2.12%	30.68%
Acero	436.03	2.41%	2.52%	14.17%

