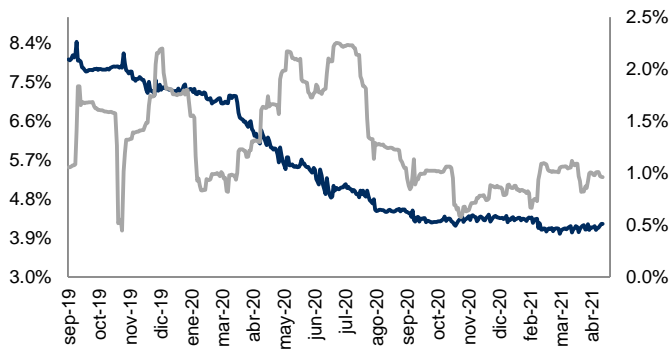


Monitor de Mercados Financieros

ABs y Volatilidad

Cierre: 4.2%

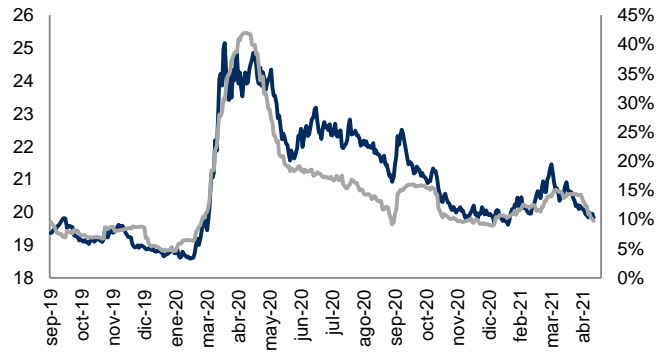
Volat: 1.0%



Tipo Cambio y Volatilidad

Cierre: 19.8320

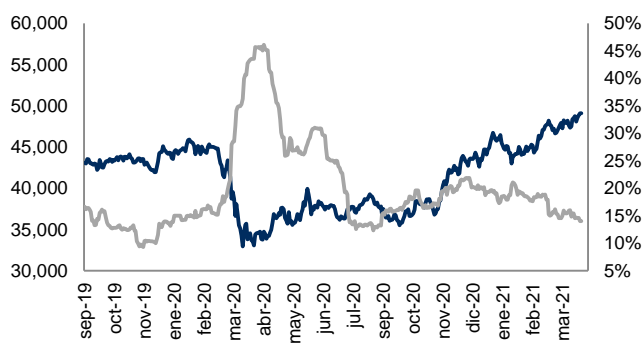
Volat: 9.7%



IPC y Volatilidad

Cierre: 49,091.09

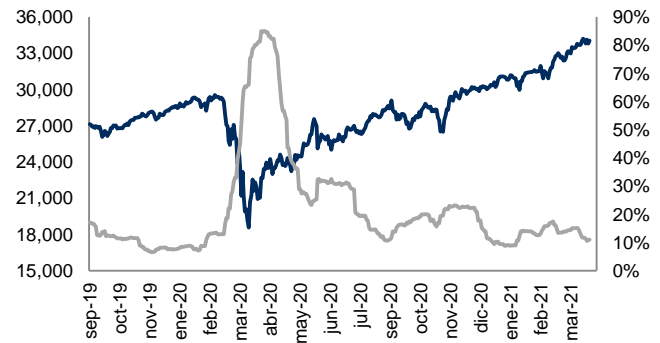
Volat: 14.0%



DJI y Volatilidad

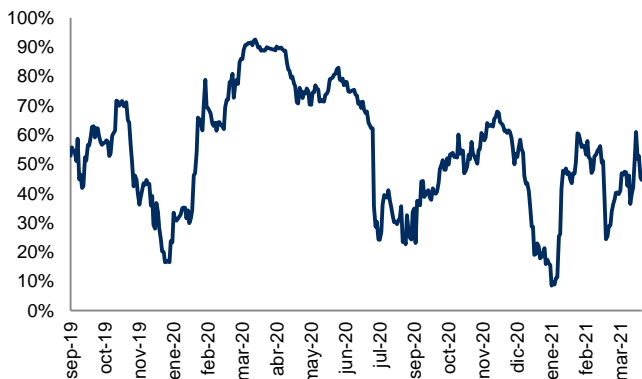
Cierre: 34,043.49

Volat: 11.0%



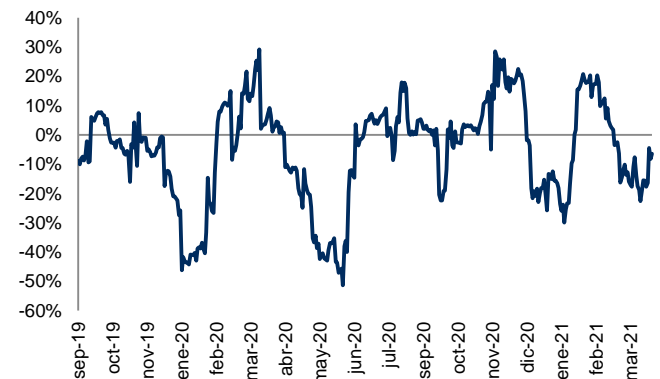
Correlación entre IPC y DJI

Correl: 44.6%



Correlación entre Tipo Cambio y ABs

Correl: -6.5%



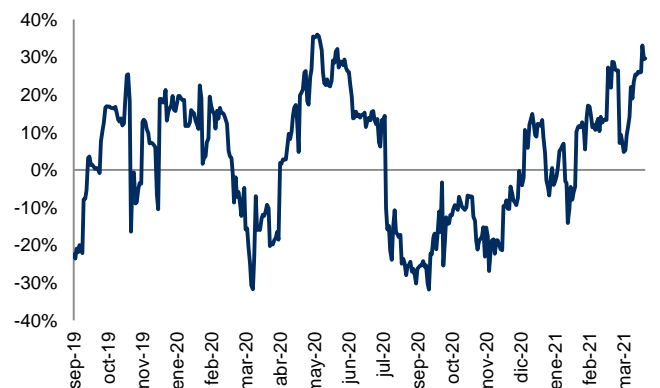
Correlación entre IPC y Tipo Cambio

Correl: -13.9%



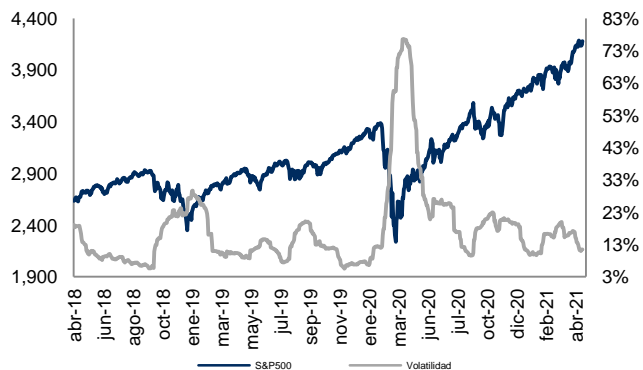
Correlación entre IPC y Abs

Correl: 29.6%

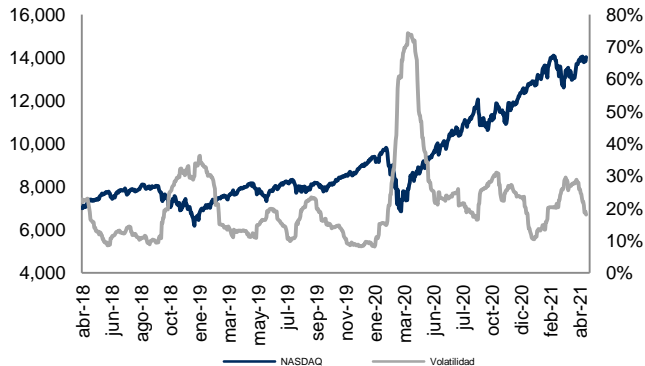


Monitor de Mercados

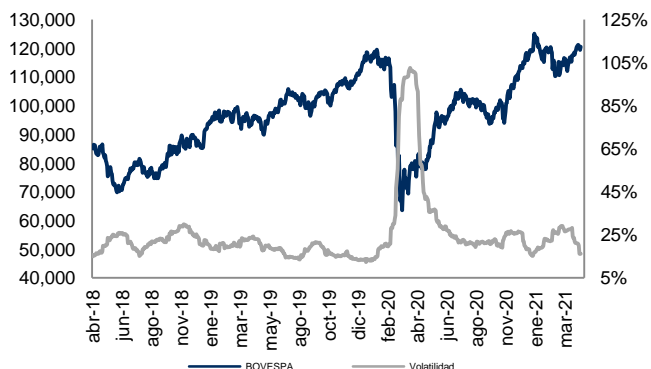
S&P 500 (EE.UU.) Cierre: 4,180.17 Volat: 11.5%



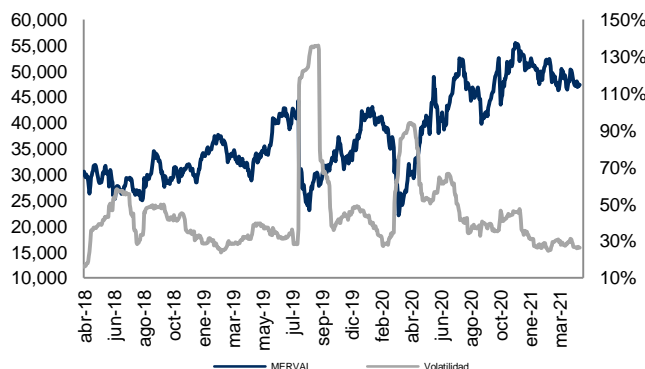
NASDAQ (EE.UU.) Cierre: 14,016.81 Volat: 18.0%



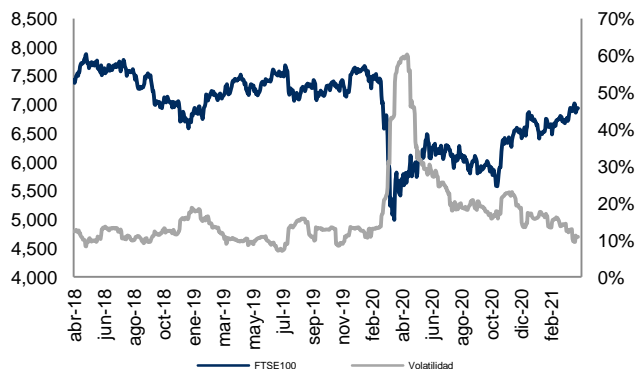
BOVESPA (Sao Paulo) Cierre: 120,481.29 Volat: 16.2%



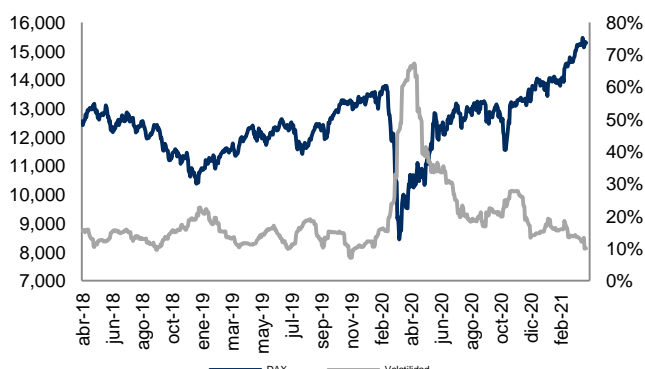
MERVAL (Buenos Aires) Cierre: 47,374.47 Volat: 26.4%



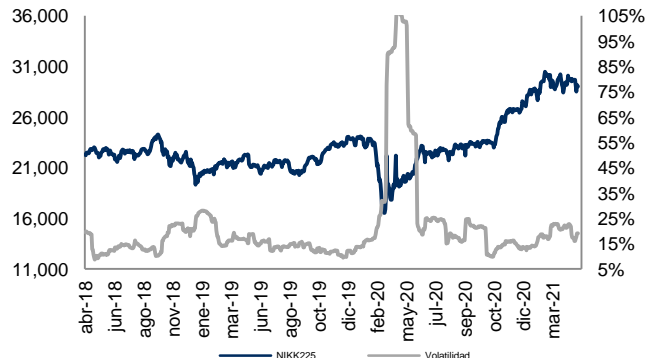
FTSE-100 (Londres) Cierre: 6,938.56 Volat: 10.8%



DAX (Frankfurt) Cierre: 15,279.62 Volat: 10.1%



NIKKEI-225 (Tokio) Cierre: 29,020.63 Volat: 19.0%



Índice	Rend. 7d	Rend. 30d	Rend. Año
S&P 500	-0.13%	7.48%	11.29%
NASDAQ	-0.25%	8.14%	8.76%
BOVESPA	1.17%	10.14%	-4.18%
MERVAL	-0.96%	-4.31%	-16.50%
FTSE100	-0.84%	4.84%	9.10%
DAX	-0.22%	7.09%	10.26%
NIKK225	-1.42%	2.95%	1.23%
IPC	1.16%	10.86%	11.54%
DJI	-0.46%	5.01%	11.23%
CAC40	0.49%	7.74%	11.59%
HANGSENG	0.53%	4.28%	7.02%
TSE300	-1.02%	3.44%	11.89%
IBEX	1.02%	4.52%	5.67%

Cifras al 23 de abril de 2021. Índices en USD.

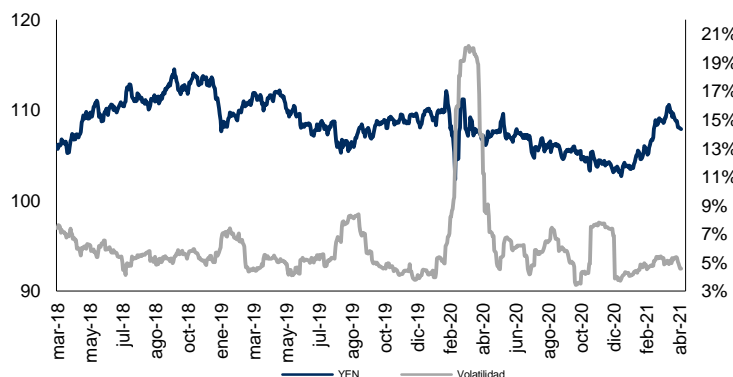


Monitor de Divisas

Euro (€) Cierre: 0.83 Volat: 5.3%



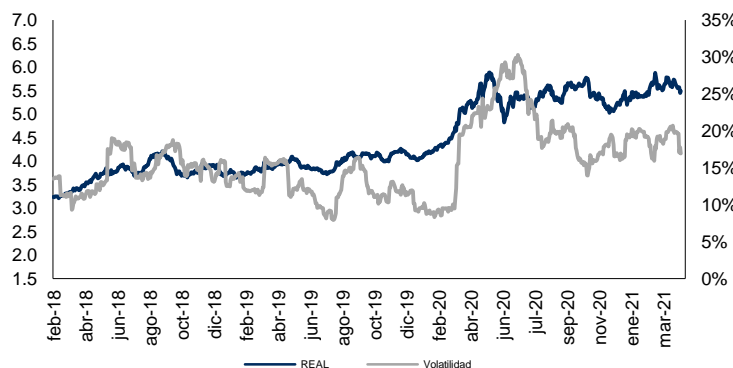
Yen Japonés (¥) Cierre: 107.89 Volat: 4.6%



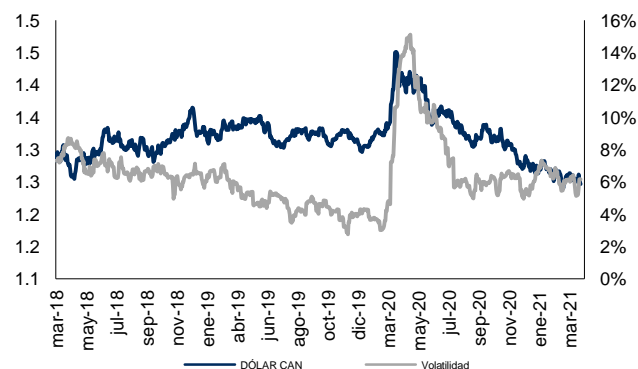
Libra Esterlina (£) Cierre: 0.72 Volat: 6.6%



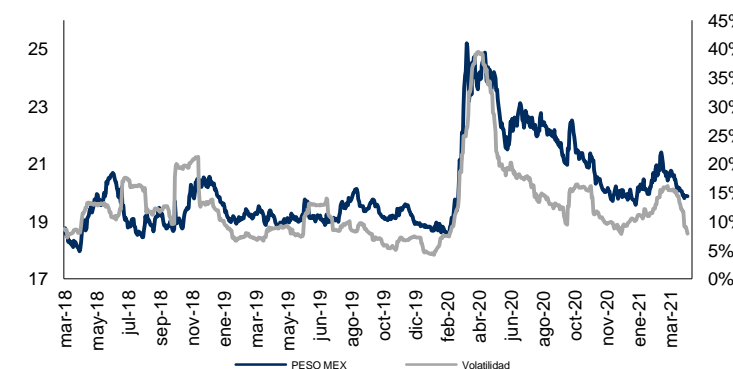
Real Brasileño Cierre: 5.49 Volat: 16.9%



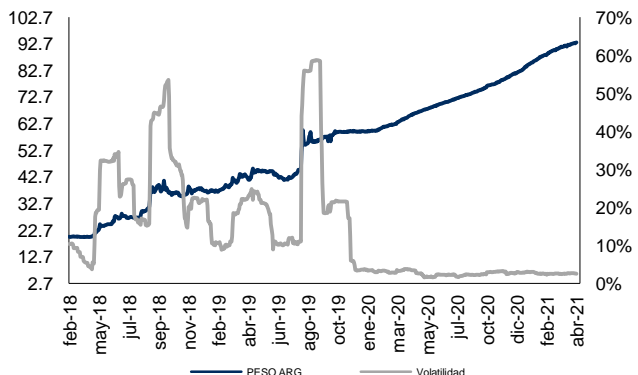
Dólar Canadiense Cierre: 1.25 Volat: 6.2%



Peso Mexicano Cierre: 19.87 Volat: 7.9%



Peso Argentino Cierre: 93.12 Volat: 2.5%



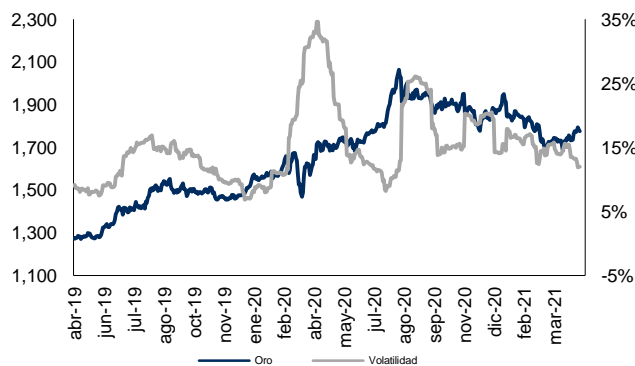
Moneda	Ultimo	7d	30d	Acumulado
Euro	0.83	0.96%	2.40%	-1.01%
Yen	107.89	0.83%	0.77%	-4.27%
Libra	0.72	0.32%	1.43%	1.59%
Real	5.49	1.70%	2.45%	-5.34%
Dólar Can	1.25	0.27%	0.87%	2.11%
Peso Mex	19.87	0.28%	4.47%	0.10%
Peso Arg	93.12	-0.35%	-1.80%	-9.71%

Cifras al 23 de abril de 2021. Cotizaciones con respecto a USD.

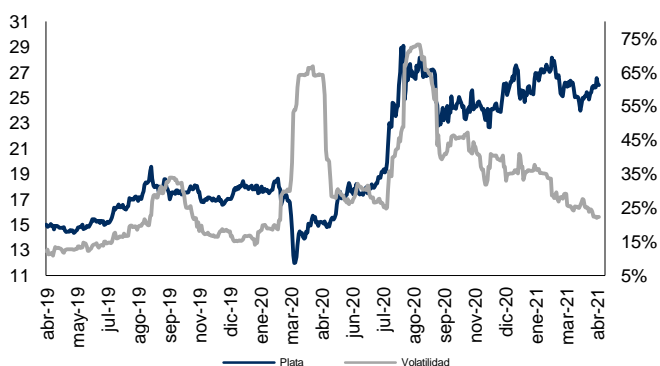


Monitor de Metales y Otros Commodities

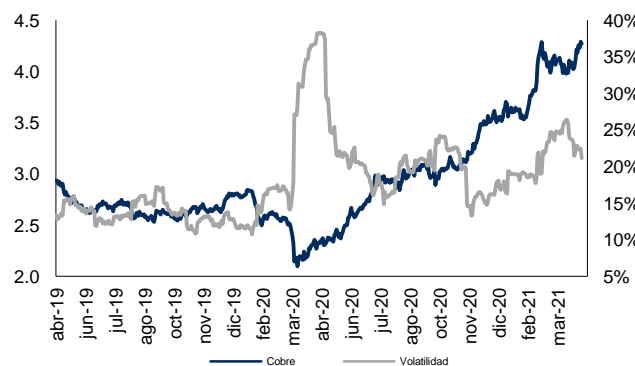
Oro (USD / T. Oz.) Cierre: 1,776.352 Volat: 12.0%



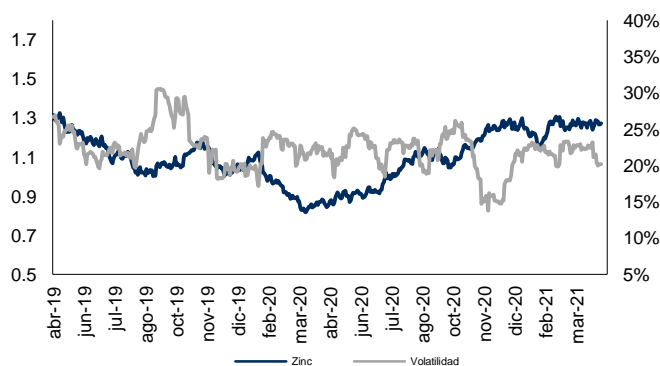
Plata (USD / T. Oz.) Cierre: 25.995 Volat: 22.3%



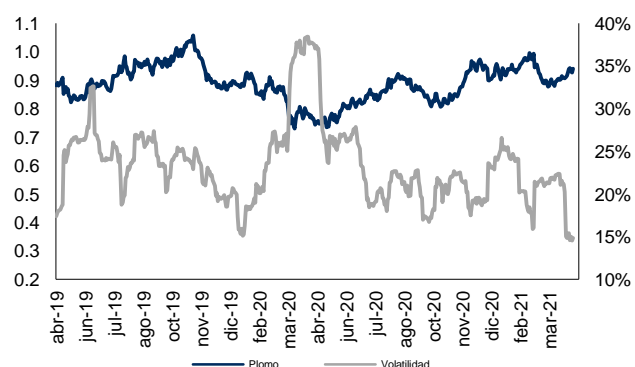
Cobre (USD / libra) Cierre: 4.273 Volat: 21.2%



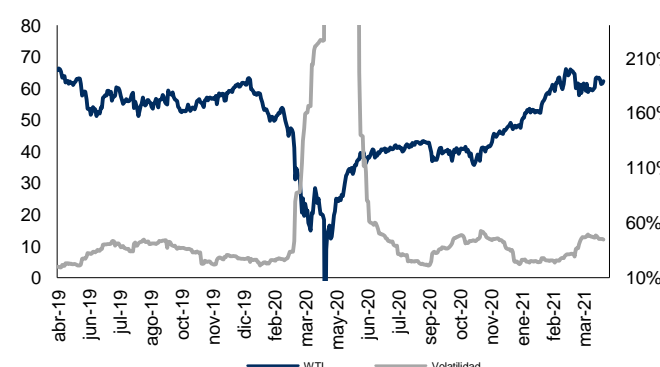
Zinc (USD / libra) Cierre: 1.273 Volat: 20.2%



Plomo (USD / libra) Cierre: 0.920 Volat: 14.8%



WTI (USD / barril) Cierre: 62.21 Volat: 44.7%



Acero (Indice) Cierre: 446.956 Volat: 16.8%



Metal	Ultimo	7d	30d	Acumulado
Oro	1776.35	0.06%	2.49%	-6.41%
Plata	26.00	0.22%	3.65%	-1.43%
Cobre	4.27	1.33%	4.93%	20.26%
Plomo	0.92	1.51%	5.60%	2.44%
Zinc	1.27	-1.30%	-0.68%	1.49%
WTI	62.21	-1.58%	1.70%	28.61%
Acero	446.96	2.51%	5.12%	17.03%