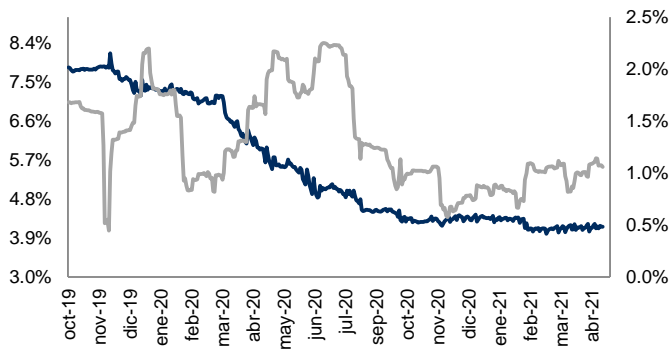


Monitor de Mercados Financieros

ABs y Volatilidad

Cierre: 4.2%

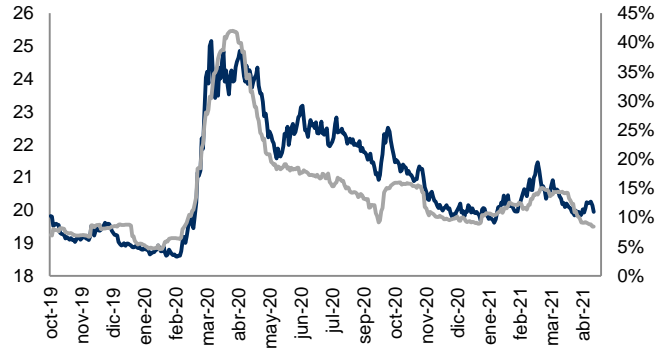
Volat: 1.1%



Tipo Cambio y Volatilidad

Cierre: 19.9500

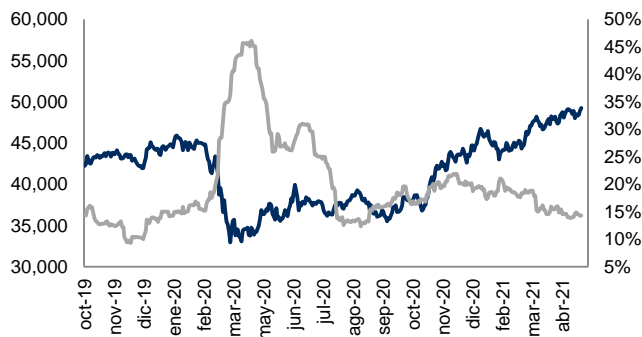
Volat: 8.4%



IPC y Volatilidad

Cierre: 49,249.02

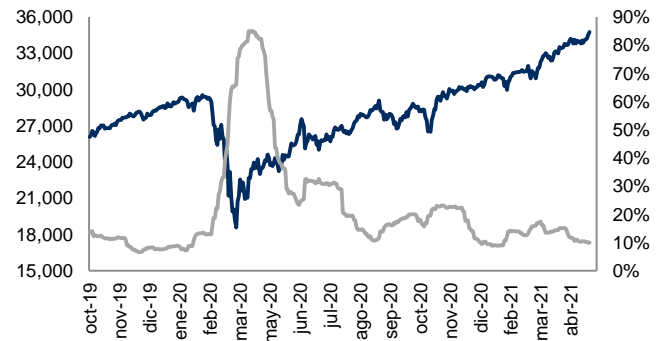
Volat: 14.3%



DJI y Volatilidad

Cierre: 34,777.76

Volat: 10.0%



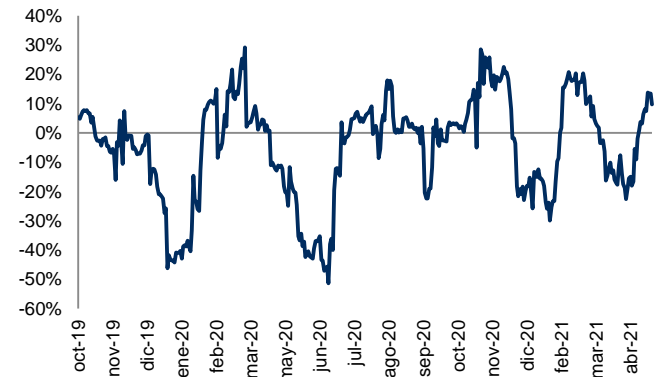
Correlación entre IPC y DJI

Correl: 50.8%



Correlación entre Tipo Cambio y ABs

Correl: 9.7%



Correlación entre IPC y Tipo Cambio

Correl: -16.3%



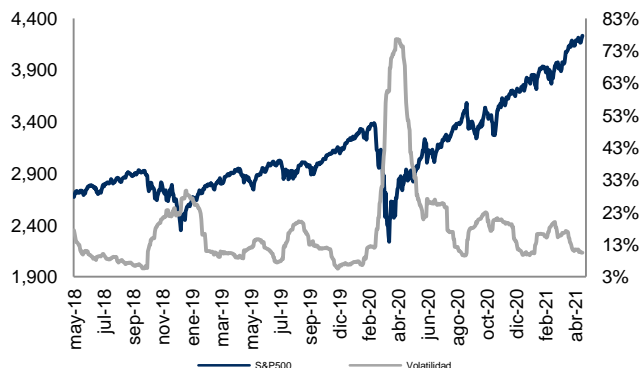
Correlación entre IPC y Abs

Correl: 10.1%

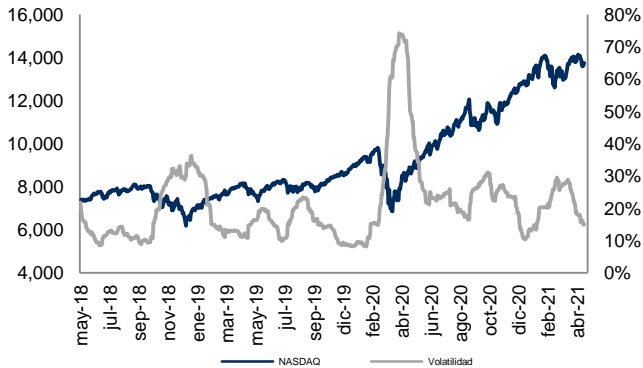


Monitor de Mercados

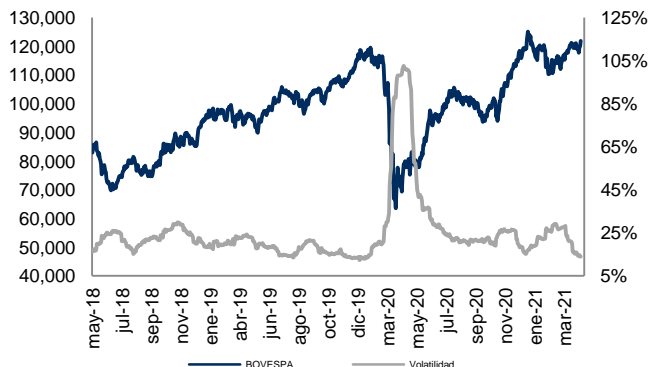
S&P 500 (EE.UU.) Cierre: 4,232.60 Volat: 10.5%



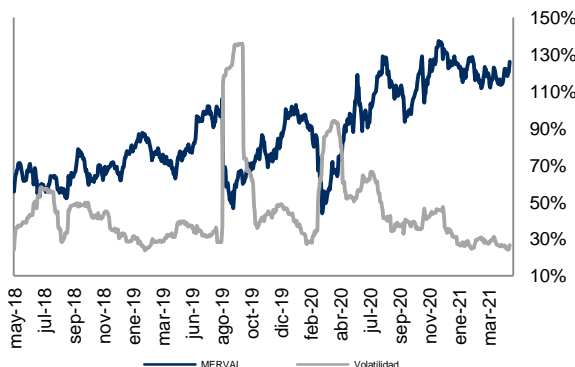
NASDAQ (EE.UU.) Cierre: 13,752.24 Volat: 15.0%



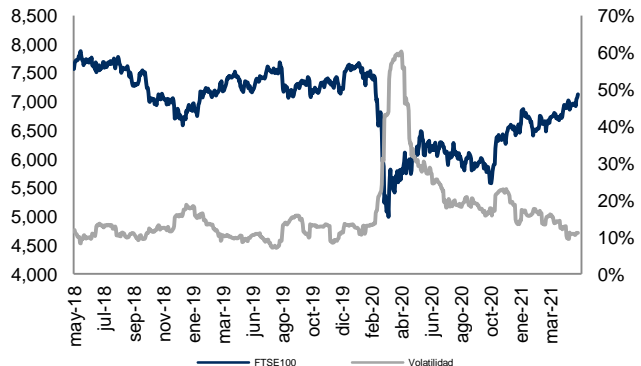
BOVESPA (Sao Paulo) Cierre: 121,824.09 Volat: 14.0%



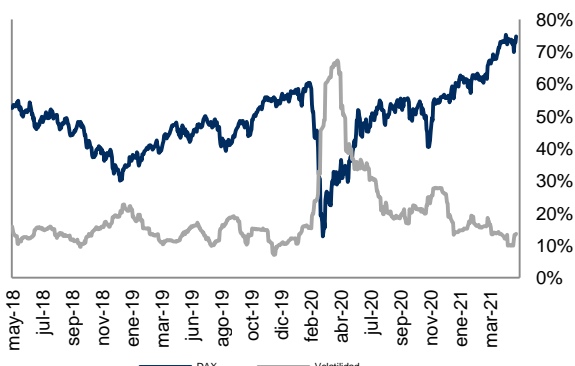
MERVAL (Buenos Aires) Cierre: 51,419.49 Volat: 26.7%



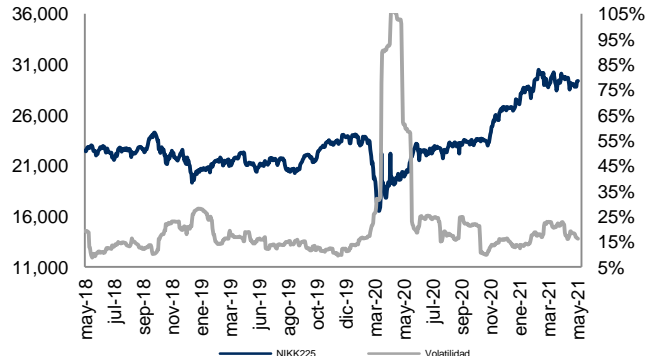
FTSE-100 (Londres) Cierre: 7,129.71 Volat: 11.1%



DAX (Frankfurt) Cierre: 15,399.65 Volat: 13.6%



NIKKEI-225 (Tokio) Cierre: 29,357.82 Volat: 16.1%



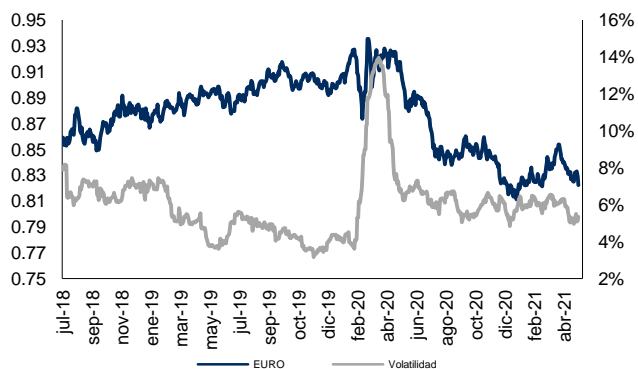
Índice	Rend. 7d	Rend. 30d	Rend. Año
S&P 500	1.23%	3.74%	12.69%
NASDAQ	-1.51%	0.46%	6.70%
BOVESPA	6.57%	11.29%	1.76%
MERVAL	4.50%	0.73%	-10.05%
FTSE100	3.62%	5.54%	13.03%
DAX	2.93%	3.98%	11.74%
NIKK225	2.56%	-0.14%	1.75%
IPC	4.28%	4.29%	11.57%
DJI	2.67%	3.98%	13.63%
CAC40	3.04%	6.74%	14.50%
HANGSENG	-0.38%	0.03%	5.21%
TSE300	3.12%	5.72%	17.17%
IBEX	3.97%	7.98%	11.69%

Cifras al 07 de mayo de 2021. Índices en USD.

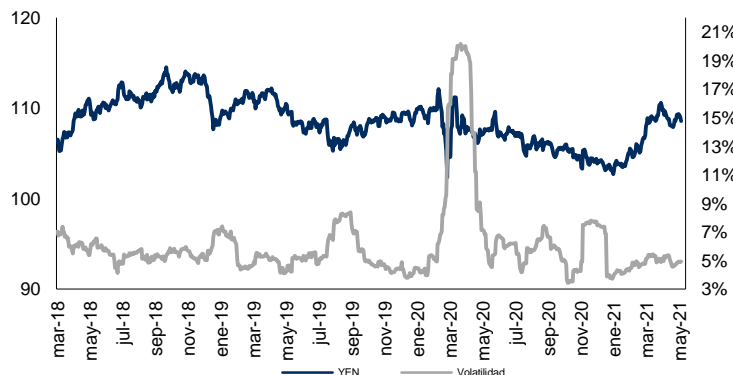


Monitor de Divisas

Euro (€) Cierre: 0.82 Volat: 5.3%



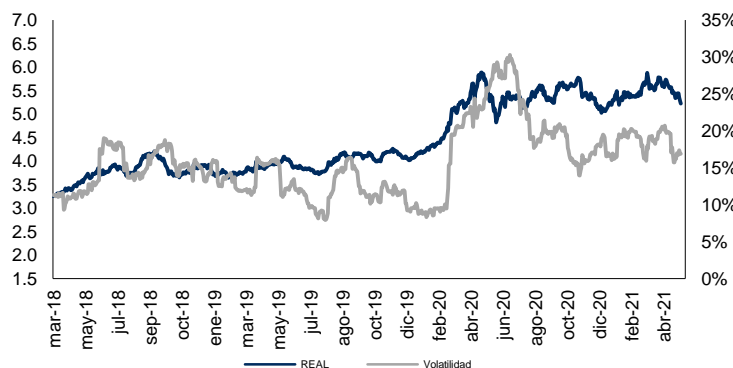
Yen Japonés (¥) Cierre: 108.58 Volat: 4.9%



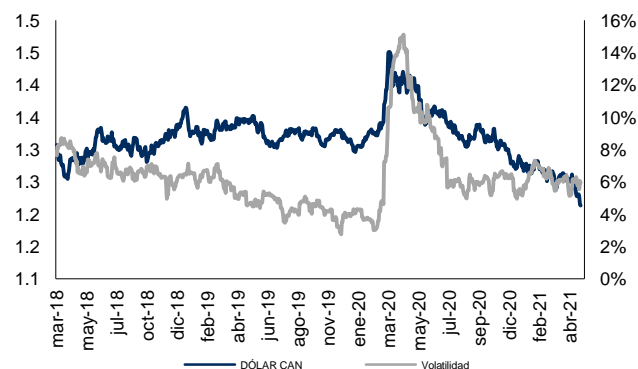
Libra Esterlina (£) Cierre: 0.71 Volat: 6.6%



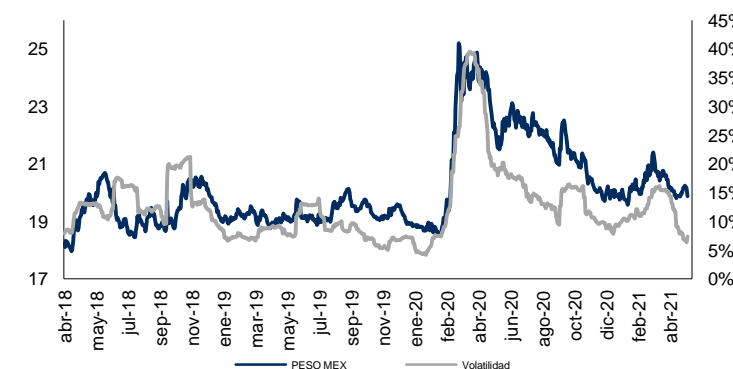
Real Brasileño Cierre: 5.22 Volat: 16.9%



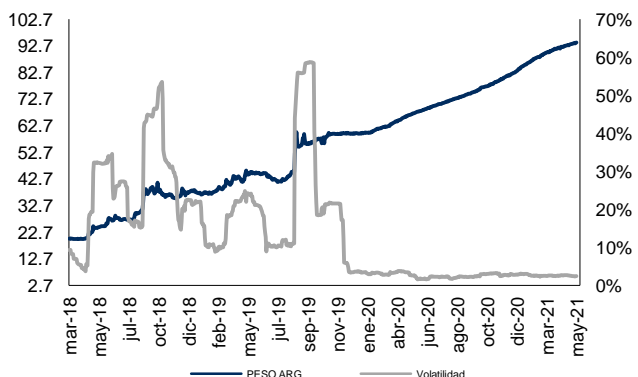
Dólar Canadiense Cierre: 1.21 Volat: 5.9%



Peso Mexicano Cierre: 19.87 Volat: 7.4%



Peso Argentino Cierre: 93.83 Volat: 2.4%



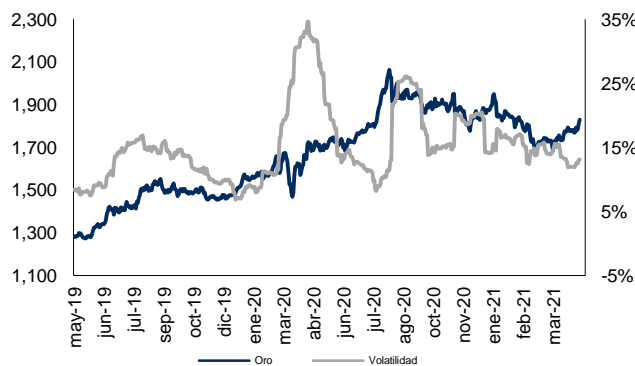
Moneda	Ultimo	7d	30d	Acumulado
Euro	0.82	1.16%	2.48%	-0.46%
Yen	108.58	0.65%	1.13%	-4.88%
Libra	0.71	1.30%	1.92%	2.42%
Real	5.22	4.07%	7.46%	-0.58%
Dólar Can	1.21	1.19%	3.86%	4.89%
Peso Mex	19.87	1.54%	1.59%	0.10%
Peso Arg	93.83	-0.30%	-1.80%	-10.39%

Cifras al 07 de mayo de 2021. Cotizaciones con respecto al USD.

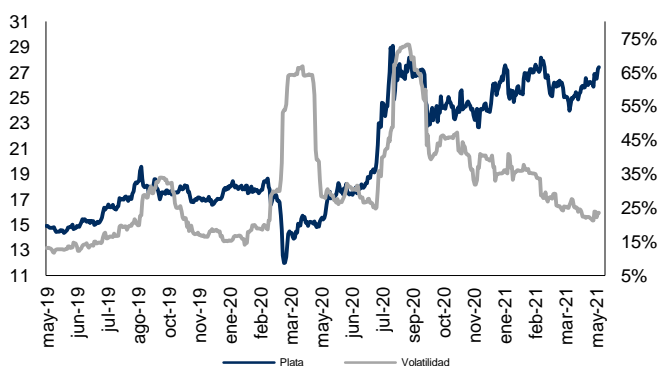


Monitor de Metales y Otros Commodities

Oro (USD / T. Oz.) Cierre: 1,829.260 Volat: 13.1%



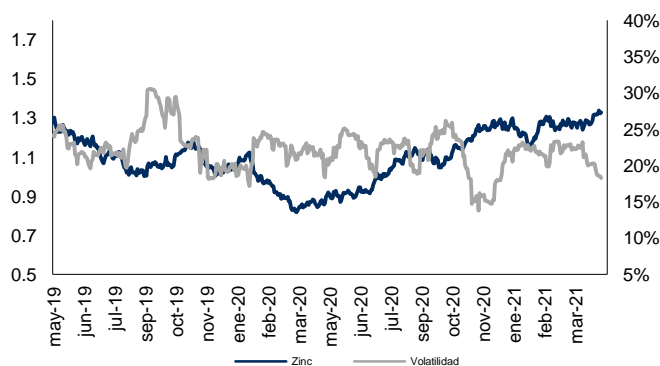
Plata (USD / T. Oz.) Cierre: 27.400 Volat: 23.5%



Cobre (USD / libra) Cierre: 4.579 Volat: 20.7%



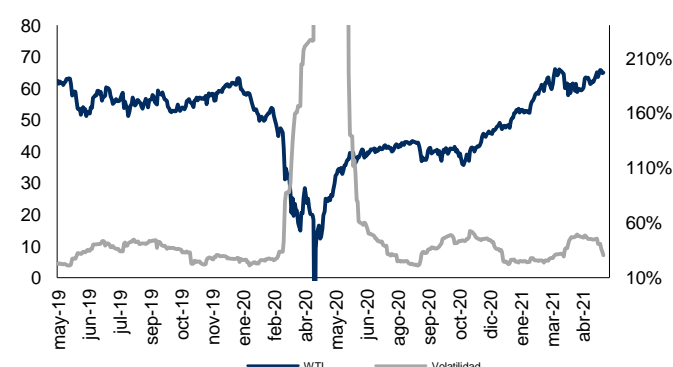
Zinc (USD / libra) Cierre: 1.329 Volat: 18.3%



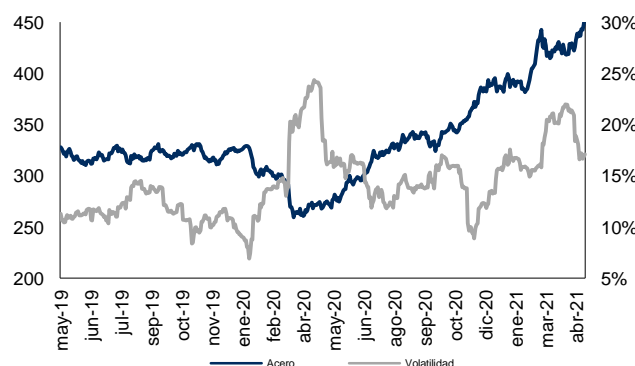
Plomo (USD / libra) Cierre: 0.999 Volat: 15.4%



WTI (USD / barril) Cierre: 65.01 Volat: 30.3%



Acero (Indice) Cierre: 483.766 Volat: 16.6%



Metal	Ultimo	7d	30d	Acumulado
Oro	1829.26	3.45%	5.31%	-3.63%
Plata	27.40	5.92%	9.08%	3.90%
Cobre	4.58	2.09%	11.51%	28.87%
Plomo	1.00	5.01%	13.23%	11.27%
Zinc	1.33	0.88%	4.42%	5.97%
WTI	65.01	2.30%	8.68%	34.40%
Acero	483.77	5.35%	13.72%	26.67%