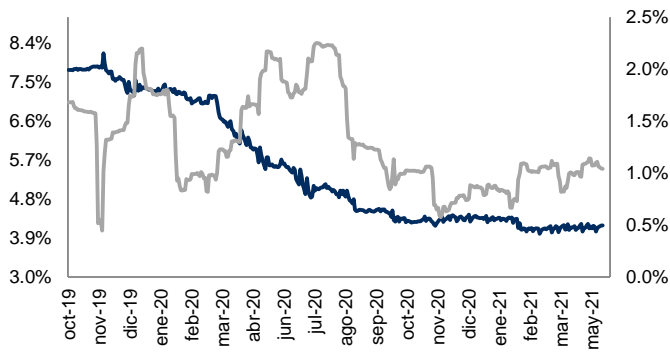


Monitor de Mercados Financieros

ABs y Volatilidad

Cierre: 4.2%

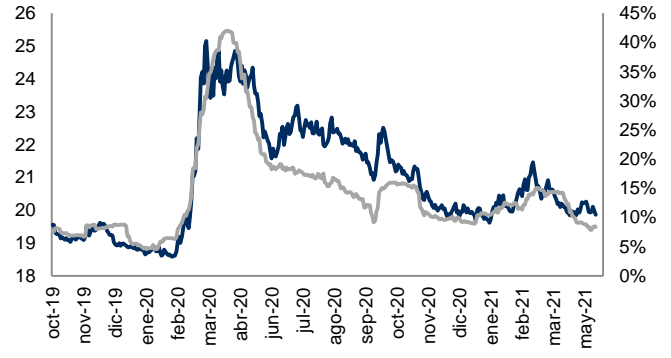
Volat: 1.0%



Tipo Cambio y Volatilidad

Cierre: 19.8550

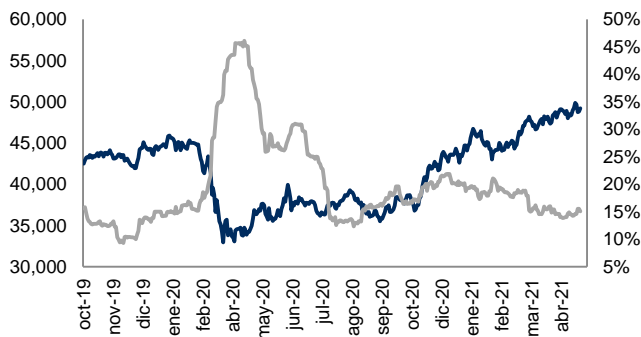
Volat: 8.3%



IPC y Volatilidad

Cierre: 49,219.26

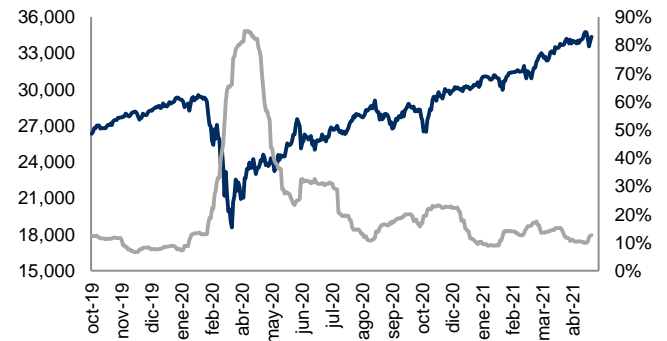
Volat: 15.1%



DJI y Volatilidad

Cierre: 34,382.13

Volat: 12.7%



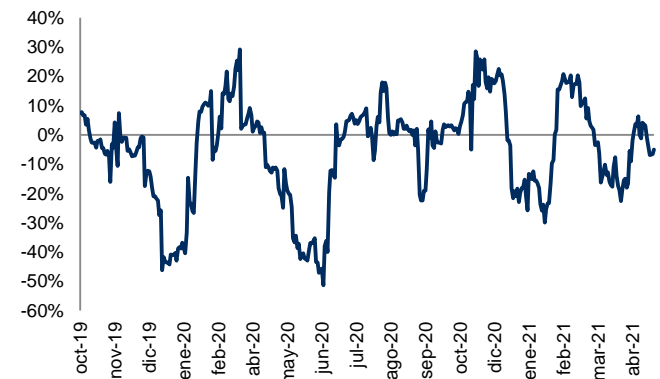
Correlación entre IPC y DJI

Correl: 55.4%



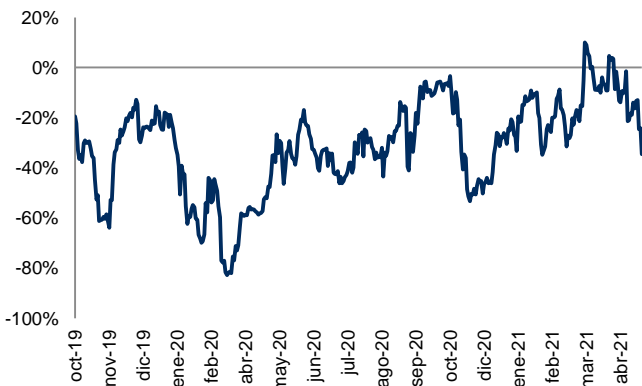
Correlación entre Tipo Cambio y ABs

Correl: -5.0%



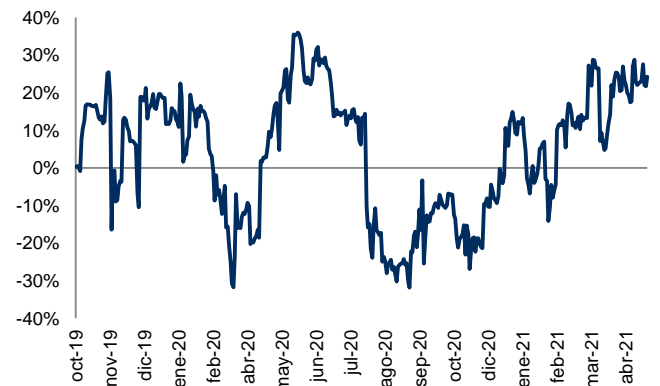
Correlación entre IPC y Tipo Cambio

Correl: -34.5%



Correlación entre IPC y Abs

Correl: 24.2%

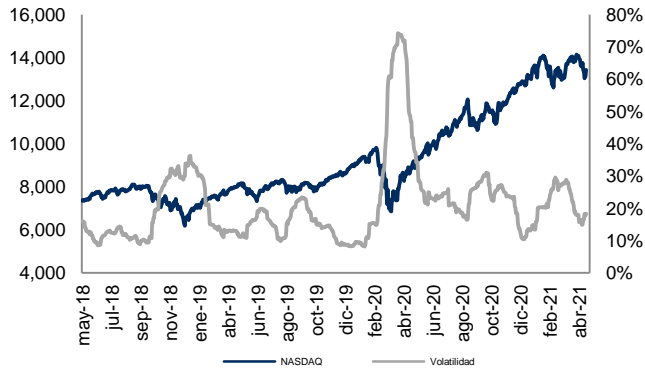


Monitor de Mercados

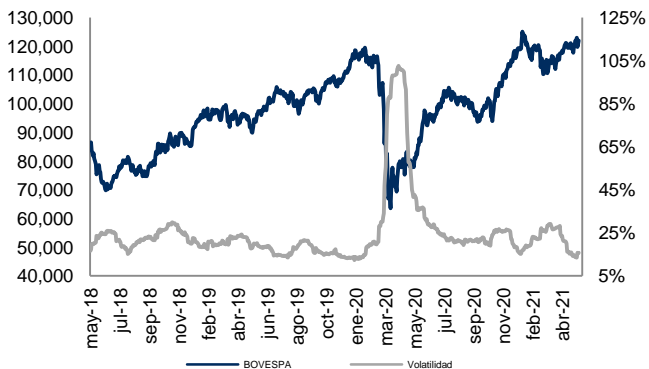
S&P 500 (EE.UU.) Cierre: 4,173.85 Volat: 13.1%



NASDAQ (EE.UU.) Cierre: 13,429.98 Volat: 18.3%



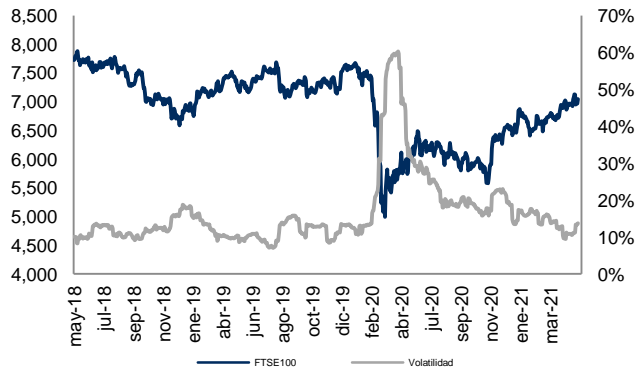
BOVESPA (Sao Paulo) Cierre: 121,880.82 Volat: 15.7%



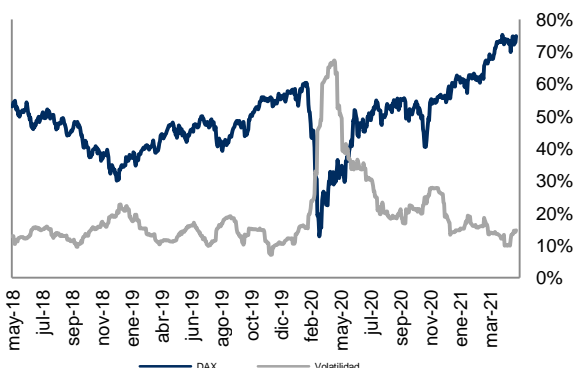
MERVAL (Buenos Aires) Cierre: 54,850.06 Volat: 27.4%



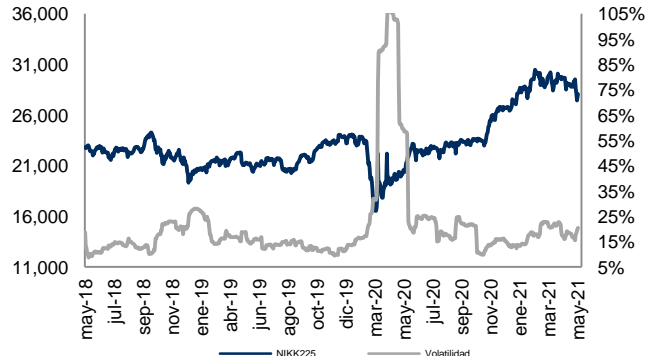
FTSE-100 (Londres) Cierre: 7,043.61 Volat: 13.7%



DAX (Frankfurt) Cierre: 15,416.64 Volat: 14.7%



NIKKEI-225 (Tokio) Cierre: 28,084.47 Volat: 20.5%



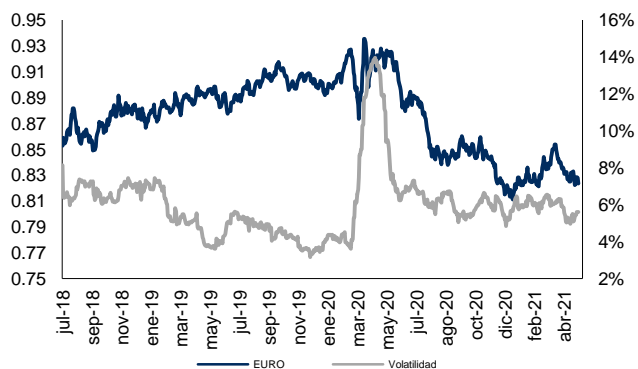
Índice	Rend. 7d	Rend. 30d	Rend. Año
S&P 500	-1.39%	1.19%	11.12%
NASDAQ	-2.34%	-3.09%	4.20%
BOVESPA	-0.92%	8.57%	0.82%
MERVAL	6.65%	14.49%	-4.08%
FTSE100	-0.52%	3.88%	12.45%
DAX	-0.05%	2.75%	11.68%
NIKK225	-5.01%	-5.57%	-3.35%
IPC	0.12%	2.88%	11.70%
DJI	-1.14%	1.93%	12.34%
CAC40	-0.17%	4.25%	14.30%
HANGSENG	-2.07%	-3.06%	3.03%
TSE300	-0.31%	4.47%	16.81%
IBEX	0.79%	7.95%	12.57%

Cifras al 14 de mayo de 2021. Índices en USD.

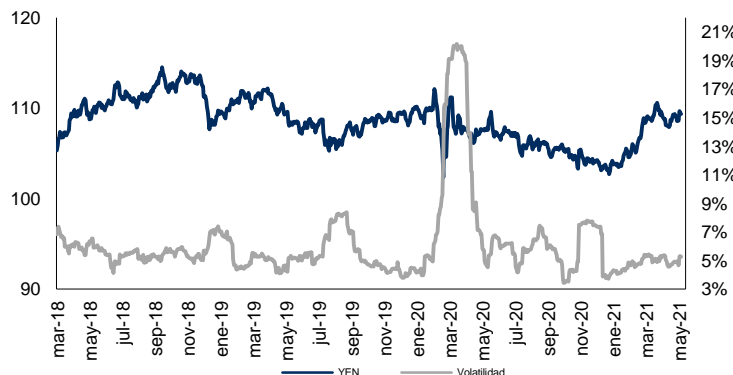


Monitor de Divisas

Euro (€) Cierre: 0.82 Volat: 5.6%



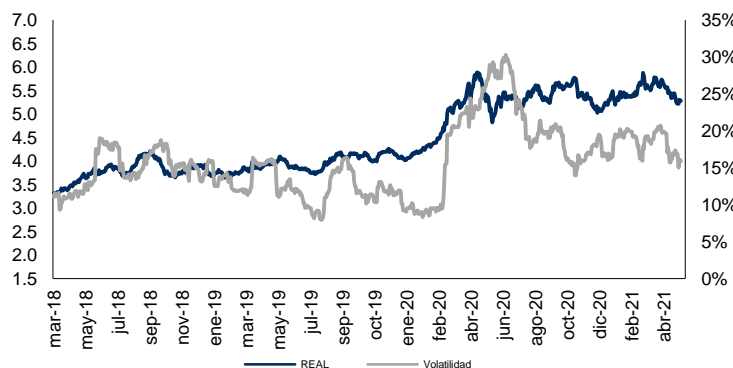
Yen Japonés (¥) Cierre: 109.35 Volat: 5.3%



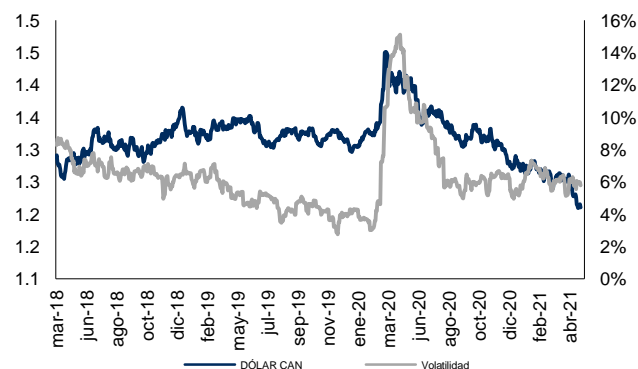
Libra Esterlina (£) Cierre: 0.71 Volat: 7.0%



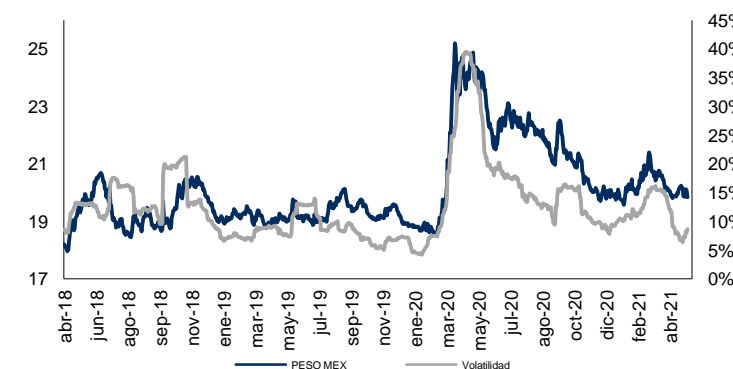
Real Brasileño Cierre: 5.28 Volat: 15.8%



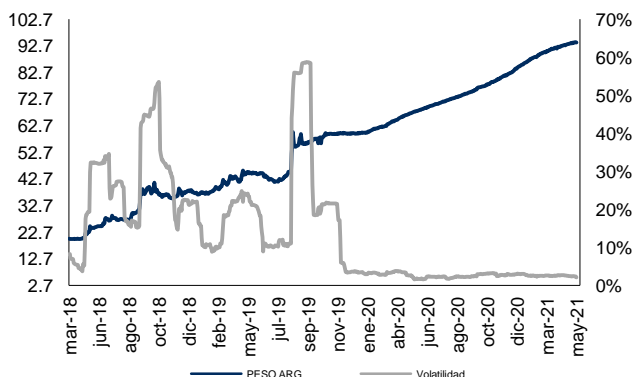
Dólar Canadiense Cierre: 1.21 Volat: 5.8%



Peso Mexicano Cierre: 19.85 Volat: 8.6%



Peso Argentino Cierre: 93.85 Volat: 2.1%



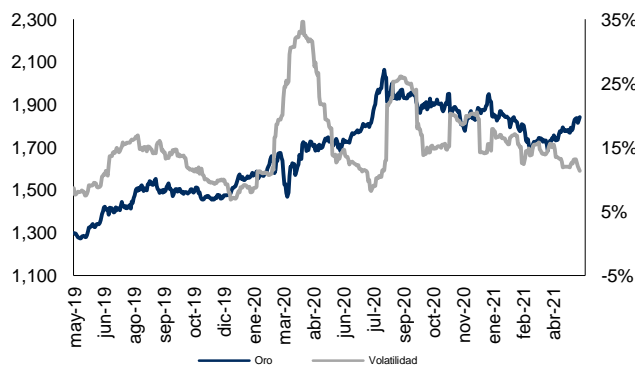
Moneda	Ultimo	7d	30d	Acumulado
Euro	0.82	-0.16%	1.37%	-0.62%
Yen	109.35	-0.70%	-0.40%	-5.55%
Libra	0.71	0.70%	2.35%	3.14%
Real	5.28	-0.97%	7.16%	-1.55%
Dólar Can	1.21	0.24%	3.42%	5.15%
Peso Mex	19.85	0.14%	1.05%	0.23%
Peso Arg	93.85	-0.02%	-1.27%	-10.41%

Cifras al 14 de mayo de 2021. Cotizaciones con respecto al USD.

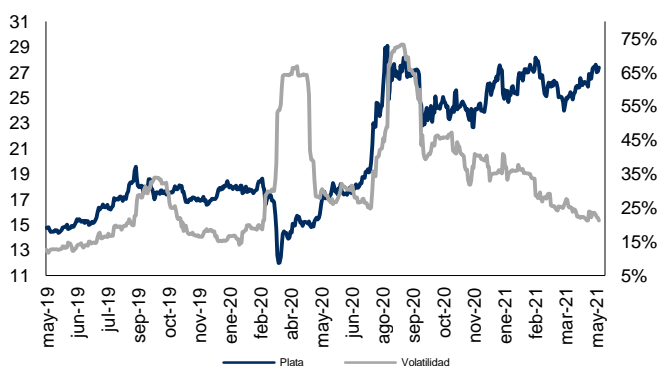


Monitor de Metales y Otros Commodities

Oro (USD / T. Oz.) Cierre: 1,842.069 Volat: 11.3%



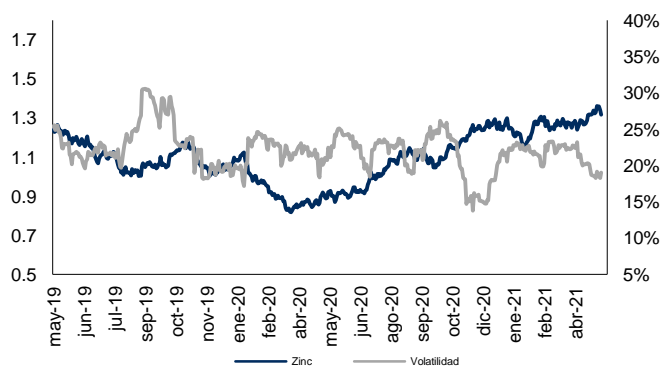
Plata (USD / T. Oz.) Cierre: 27.368 Volat: 21.3%



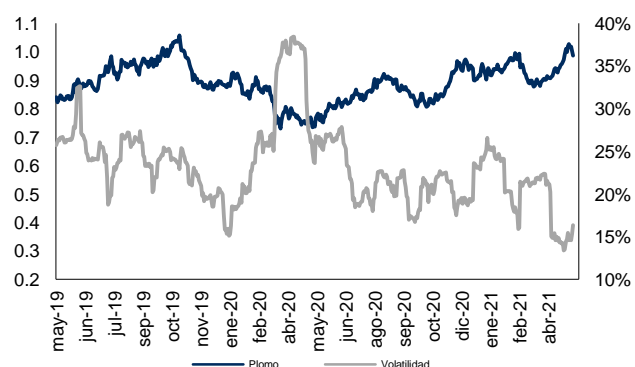
Cobre (USD / libra) Cierre: 4.684 Volat: 19.8%



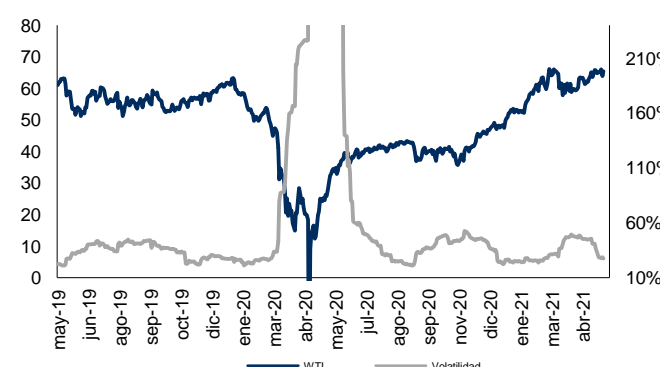
Zinc (USD / libra) Cierre: 1.317 Volat: 19.0%



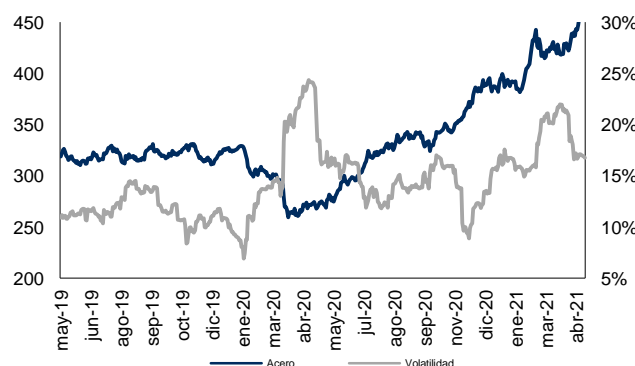
Plomo (USD / libra) Cierre: 0.966 Volat: 16.3%



WTI (USD / barril) Cierre: 65.37 Volat: 27.5%



Acero (Indice) Cierre: 472.189 Volat: 16.0%



Metal	Ultimo	7d	30d	Acumulado
Oro	1842.07	0.70%	6.11%	-2.95%
Plata	27.37	-0.12%	7.71%	3.78%
Cobre	4.68	2.30%	16.02%	31.83%
Plomo	0.97	-3.30%	8.48%	7.60%
Zinc	1.32	-0.87%	5.13%	5.05%
WTI	65.37	0.55%	3.43%	35.15%
Acero	472.19	-2.39%	9.14%	23.64%

