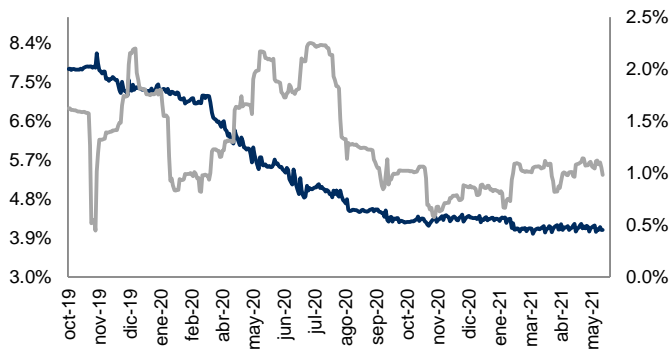


Monitor de Mercados Financieros

ABs y Volatilidad

Cierre: 4.1%

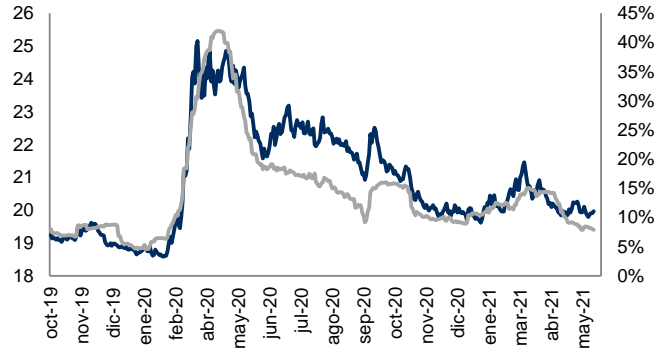
Volat: 1.0%



Tipo Cambio y Volatilidad

Cierre: 19.9640

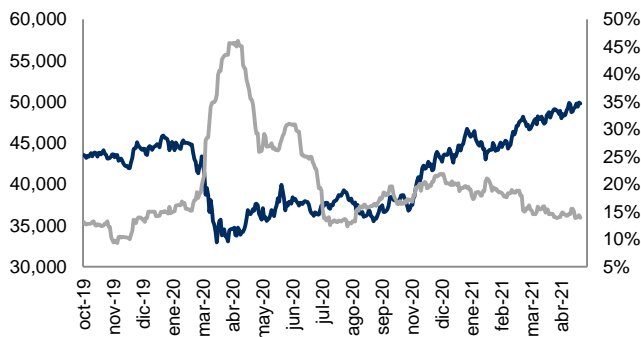
Volat: 7.9%



IPC y Volatilidad

Cierre: 49,778.81

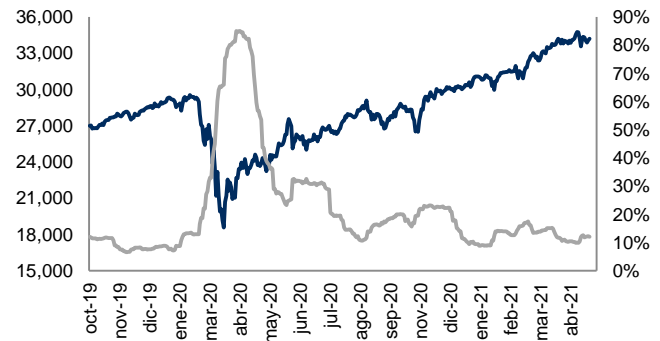
Volat: 13.9%



DJI y Volatilidad

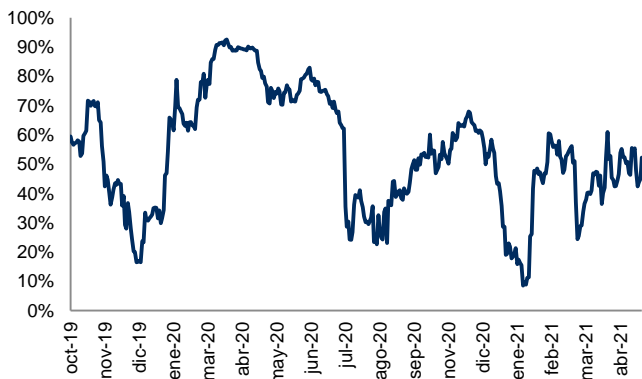
Cierre: 34,207.84

Volat: 12.1%



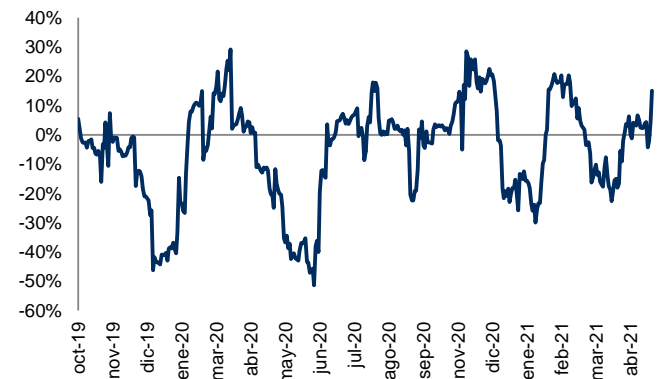
Correlación entre IPC y DJI

Correl: 52.2%



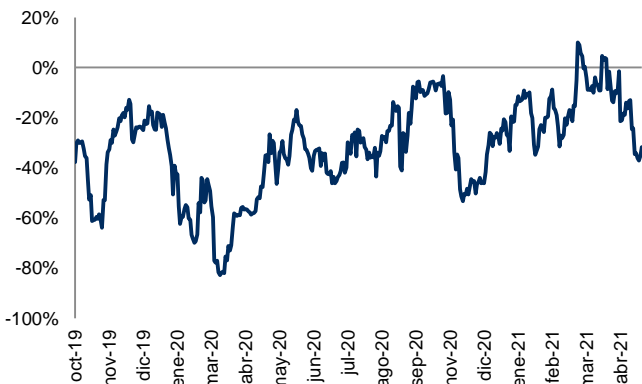
Correlación entre Tipo Cambio y ABs

Correl: 15.1%



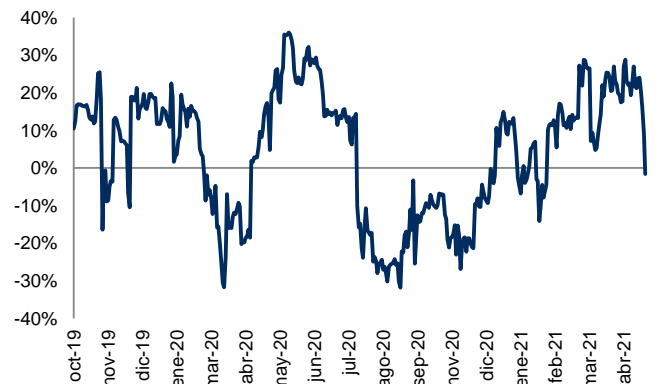
Correlación entre IPC y Tipo Cambio

Correl: -31.8%



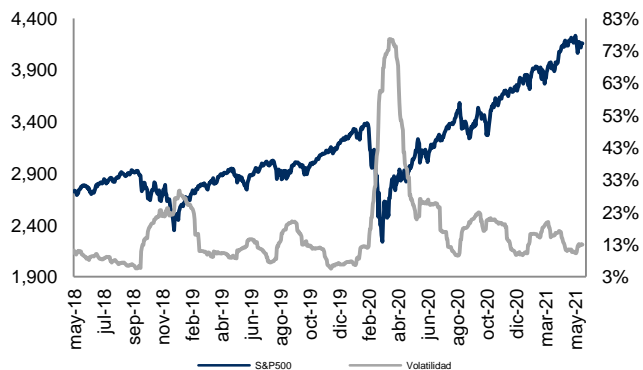
Correlación entre IPC y Abs

Correl: -1.6%

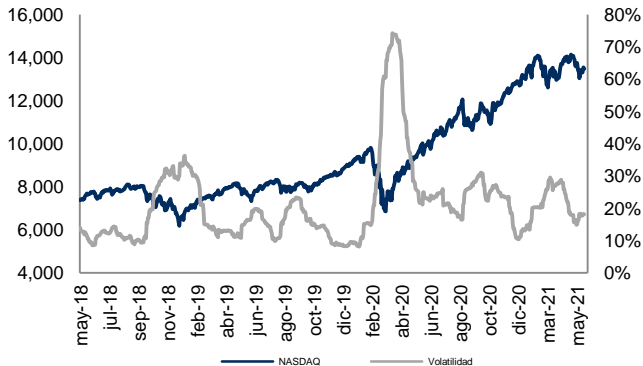


Monitor de Mercados

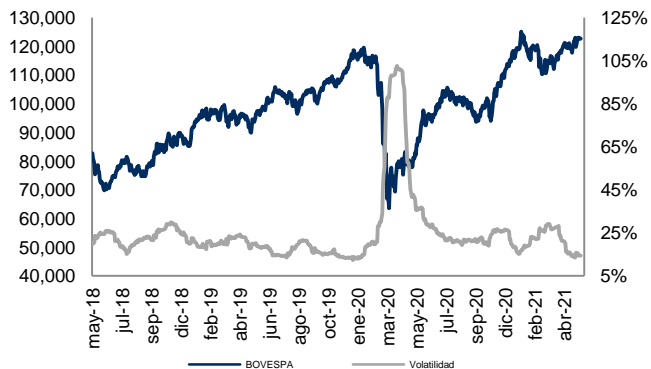
S&P 500 (EE.UU.) Cierre: 4,155.86 Volat: 13.0%



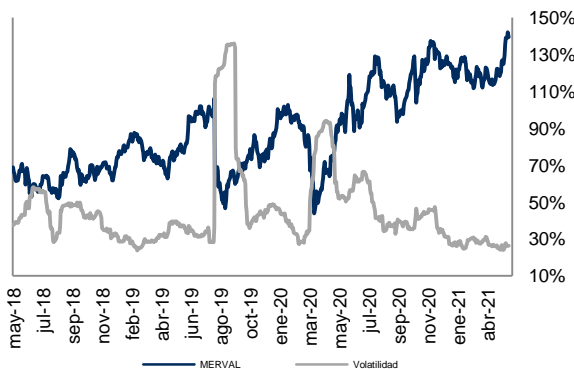
NASDAQ (EE.UU.) Cierre: 13,470.99 Volat: 18.2%



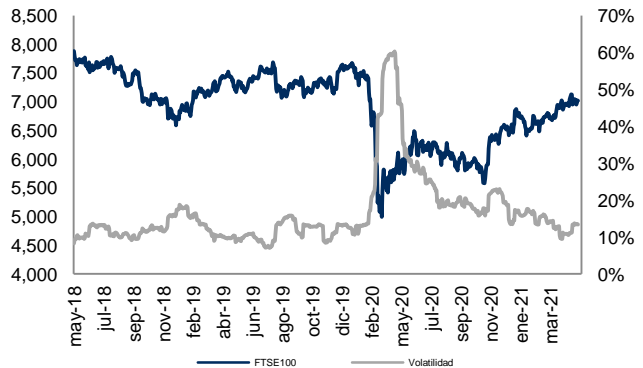
BOVESPA (Sao Paulo) Cierre: 122,554.60 Volat: 14.4%



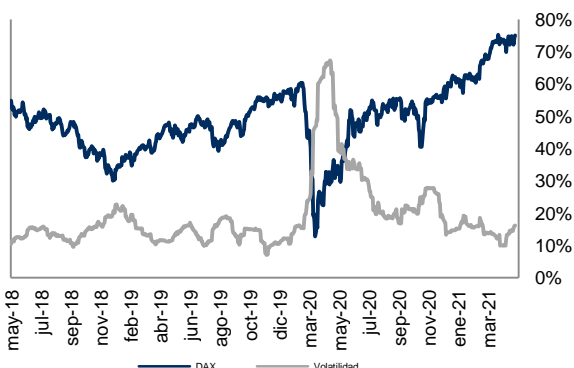
MERVAL (Buenos Aires) Cierre: 56,221.87 Volat: 26.3%



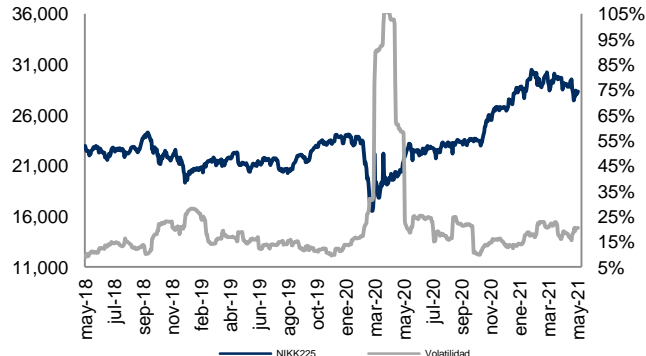
FTSE-100 (Londres) Cierre: 7,018.05 Volat: 13.4%



DAX (Frankfurt) Cierre: 15,437.51 Volat: 16.1%



NIKKEI-225 (Tokio) Cierre: 28,317.83 Volat: 20.5%



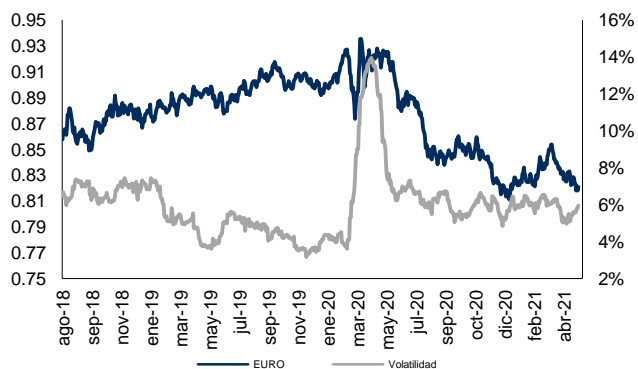
Índice	Rend. 7d	Rend. 30d	Rend. Año
S&P 500	-0.43%	-0.42%	10.64%
NASDAQ	0.31%	-3.44%	4.52%
BOVESPA	-0.85%	6.26%	-0.03%
MERVAL	2.25%	16.52%	-1.92%
FTSE100	0.04%	3.43%	12.49%
DAX	0.48%	2.86%	12.22%
NIKK225	1.24%	-1.46%	-2.15%
IPC	0.64%	1.41%	12.42%
DJI	-0.51%	0.21%	11.77%
CAC40	0.37%	4.12%	14.72%
HANGSENG	1.60%	-0.55%	4.68%
TSE300	1.16%	5.62%	18.17%
IBEX	0.99%	9.39%	13.68%

Cifras al 21 de mayo de 2021. Índices en USD.

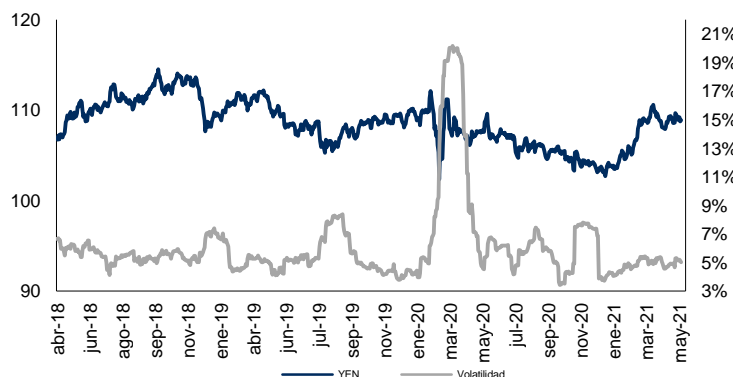


Monitor de Divisas

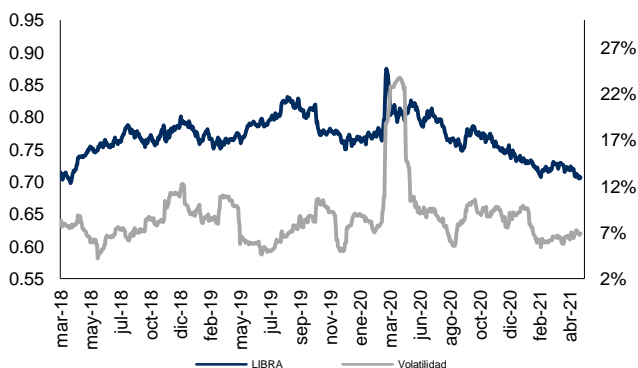
Euro (€) Cierre: 0.82 Volat: 5.9%



Yen Japonés (¥) Cierre: 108.91 Volat: 5.0%



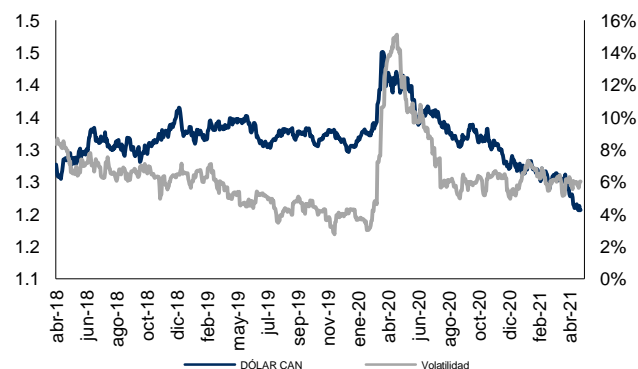
Libra Esterlina (£) Cierre: 0.71 Volat: 6.9%



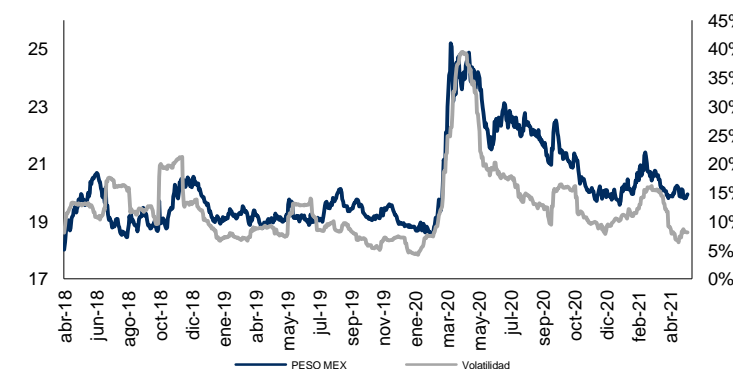
Real Brasileño Cierre: 5.35 Volat: 15.2%



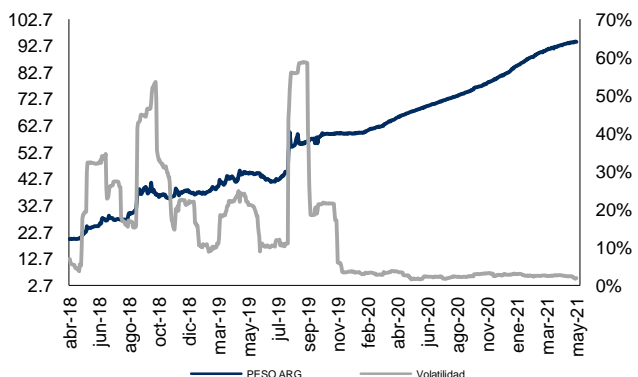
Dólar Canadiense Cierre: 1.21 Volat: 6.0%



Peso Mexicano Cierre: 19.94 Volat: 8.1%



Peso Argentino Cierre: 94.08 Volat: 1.9%



Moneda	Ultimo	7d	30d	Acumulado
Euro	0.82	0.35%	1.25%	-0.28%
Yen	108.91	0.40%	-0.80%	-5.17%
Libra	0.71	0.40%	1.62%	3.56%
Real	5.35	-1.40%	4.10%	-2.92%
Dólar Can	1.21	0.33%	3.55%	5.49%
Peso Mex	19.94	-0.48%	-0.26%	-0.25%
Peso Arg	94.08	-0.25%	-1.32%	-10.63%

Cifras al 21 de mayo de 2021. Cotizaciones con respecto al USD.

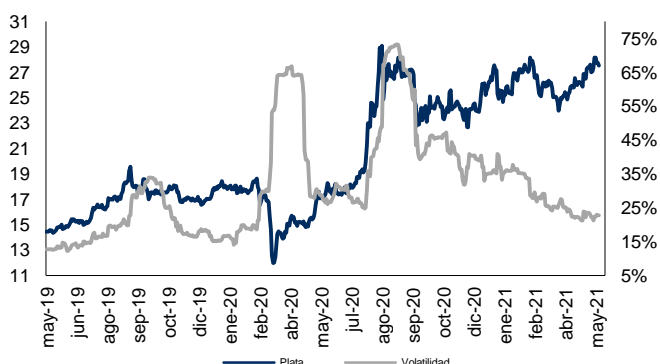


Monitor de Metales y Otros Commodities

Oro (USD / T. Oz.) Cierre: 1,879.992 Volat: 10.9%



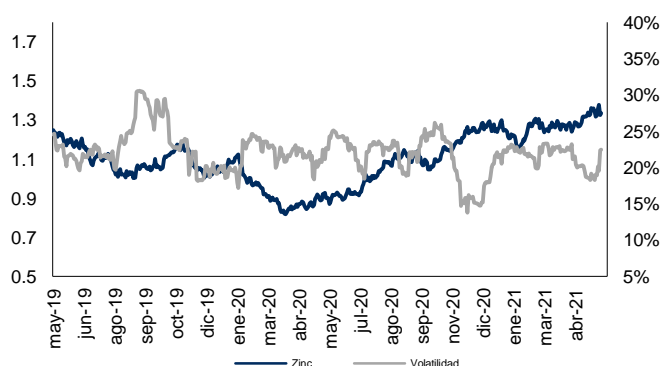
Plata (USD / T. Oz.) Cierre: 27.527 Volat: 22.8%



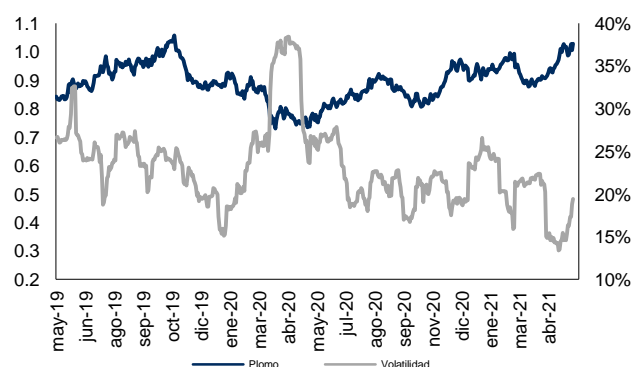
Cobre (USD / libra) Cierre: 4.550 Volat: 21.5%



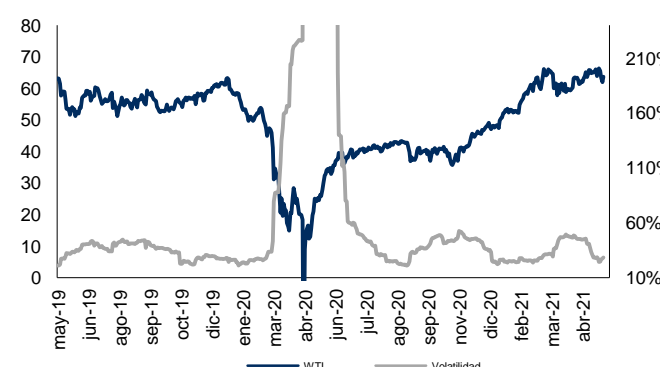
Zinc (USD / libra) Cierre: 1.335 Volat: 22.5%



Plomo (USD / libra) Cierre: 1.009 Volat: 19.4%



WTI (USD / barril) Cierre: 63.66 Volat: 28.2%



Acero (Indice) Cierre: 457.983 Volat: 18.5%



Metal	Ultimo	7d	30d	Acumulado
Oro	1879.99	2.06%	4.83%	-0.95%
Plata	27.53	0.58%	3.75%	4.38%
Cobre	4.55	-2.86%	7.53%	28.05%
Plomo	1.01	4.35%	10.79%	12.28%
Zinc	1.34	1.36%	5.38%	6.47%
WTI	63.66	-2.62%	3.70%	31.61%
Acero	457.98	-3.01%	3.32%	19.92%

