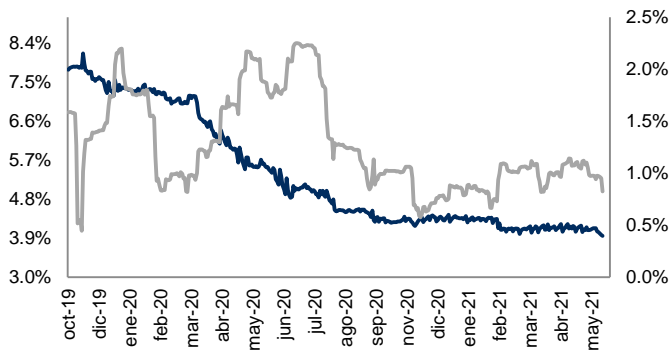


Monitor de Mercados Financieros

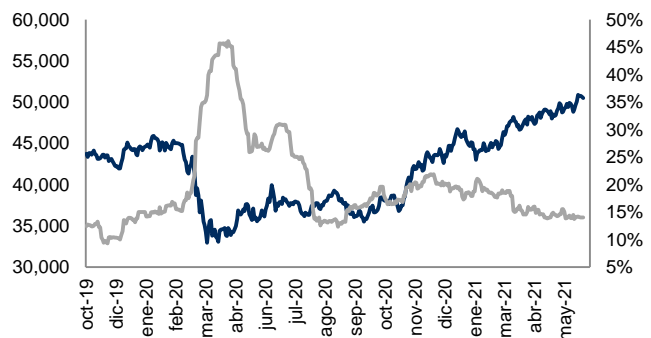
ABs y Volatilidad Cierre: 4.0% Volat: 0.8%



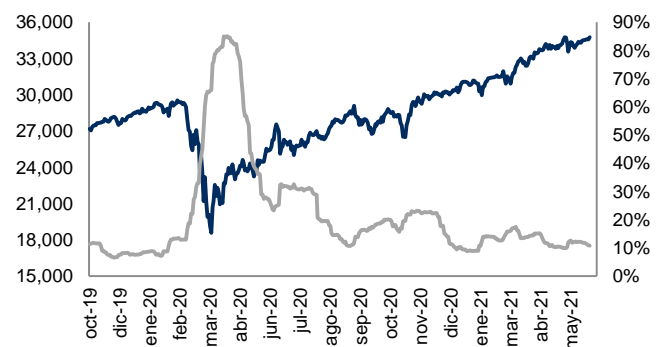
Tipo Cambio y Volatilidad Cierre: 19.9470 Volat: 8.5%



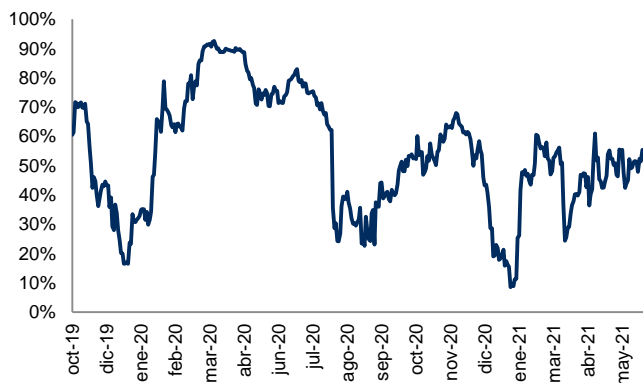
IPC y Volatilidad Cierre: 50,484.35 Volat: 14.0%



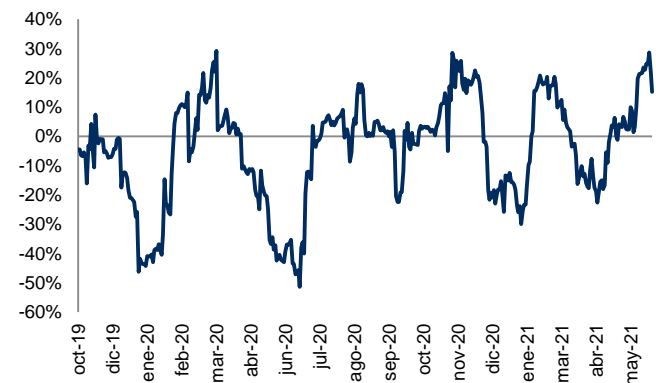
DJI y Volatilidad Cierre: 34,756.39 Volat: 10.8%



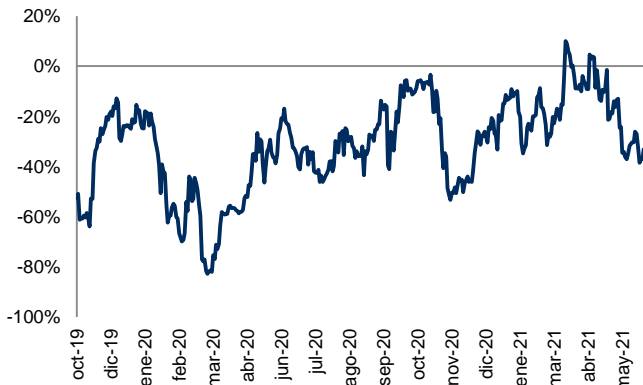
Correlación entre IPC y DJI Correl: 54.9%



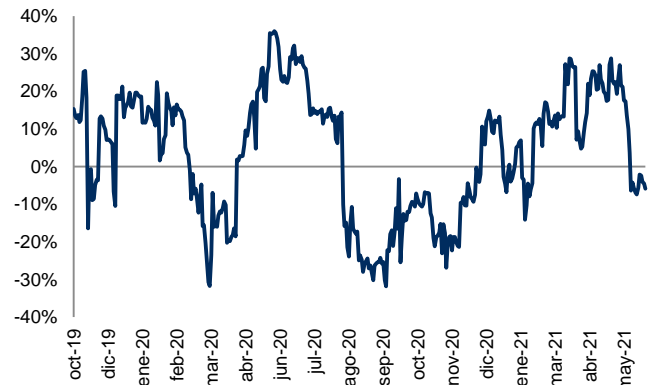
Correlación entre Tipo Cambio y ABs Correl: 15.2%



Correlación entre IPC y Tipo Cambio Correl: -33.2%



Correlación entre IPC y Abs Correl: -5.9%

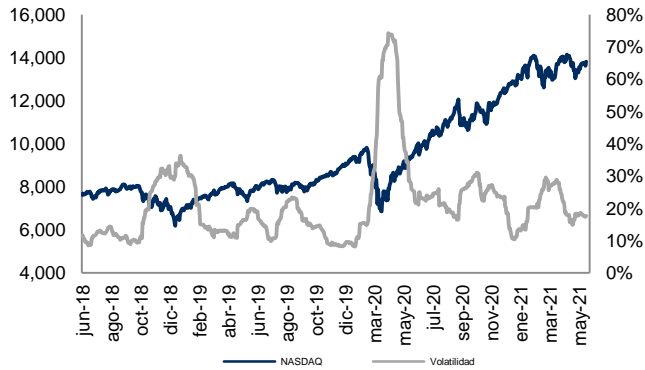


Monitor de Mercados

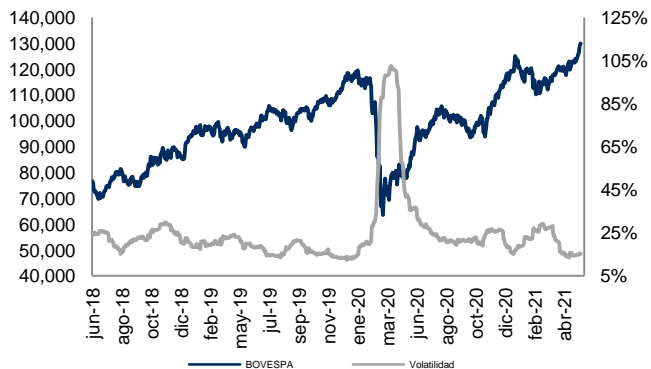
S&P 500 (EE.UU.) Cierre: 4,229.89 Volat: 12.2%



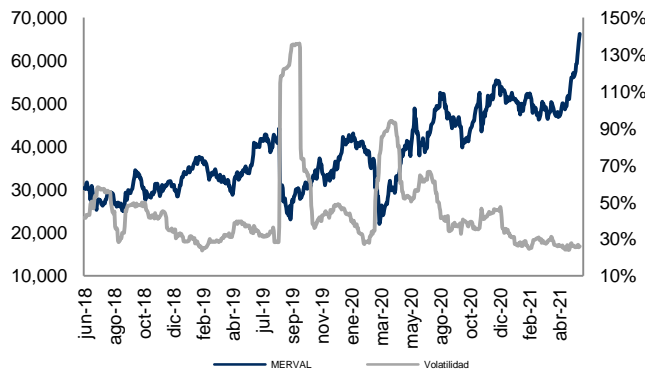
NASDAQ (EE.UU.) Cierre: 13,814.49 Volat: 17.7%



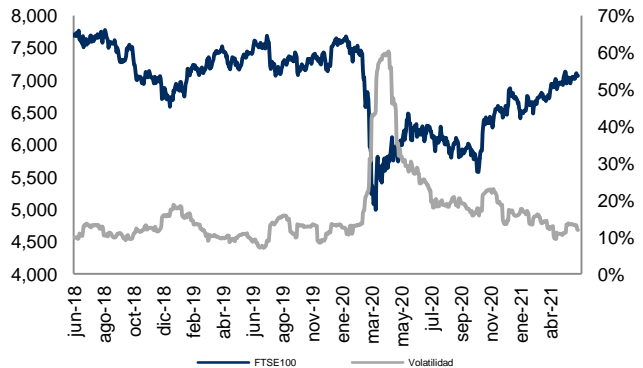
BOVESPA (Sao Paulo) Cierre: 129,926.51 Volat: 15.2%



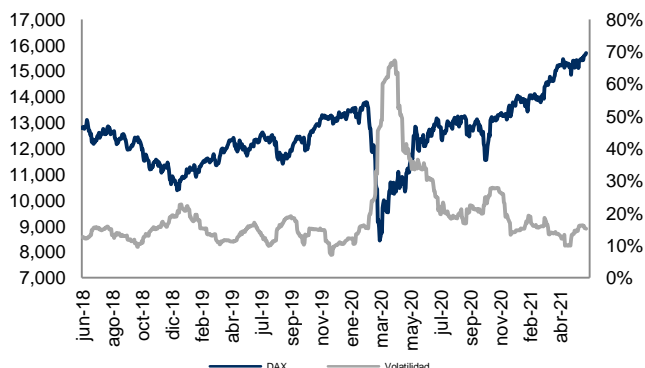
MERVAL (Buenos Aires) Cierre: 66,190.06 Volat: 26.1%



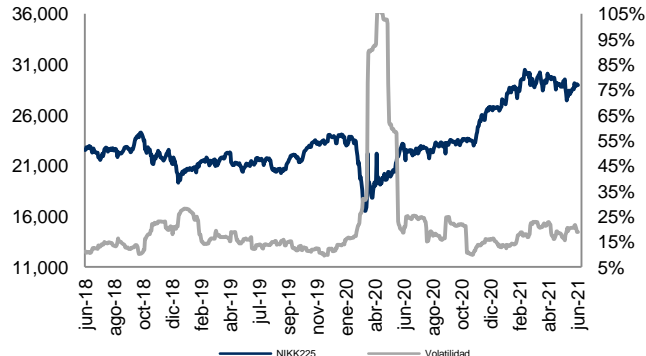
FTSE-100 (Londres) Cierre: 7,069.04 Volat: 11.9%



DAX (Frankfurt) Cierre: 15,692.90 Volat: 15.2%



NIKKEI-225 (Tokio) Cierre: 28,941.52 Volat: 18.8%



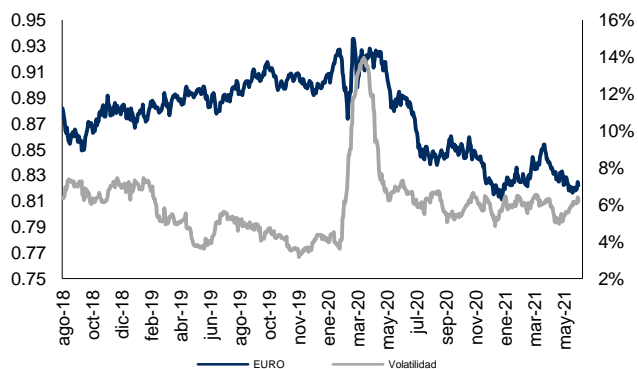
Índice	Rend. 7d	Rend. 30d	Rend. Año
S&P 500	0.61%	1.49%	12.61%
NASDAQ	0.48%	1.71%	7.19%
BOVESPA	6.89%	15.40%	12.45%
MERVAL	11.63%	32.95%	14.64%
FTSE100	0.47%	2.32%	13.39%
DAX	0.91%	4.83%	13.90%
NIKK225	-0.42%	0.13%	-0.56%
IPC	0.71%	5.84%	14.05%
DJI	0.66%	1.54%	13.56%
CAC40	0.28%	4.16%	16.87%
HANGSENG	-0.65%	1.93%	6.46%
TSE300	0.91%	5.34%	21.11%
IBEX	-1.68%	2.70%	12.09%

Cifras al 04 de junio de 2021. Índices en USD.

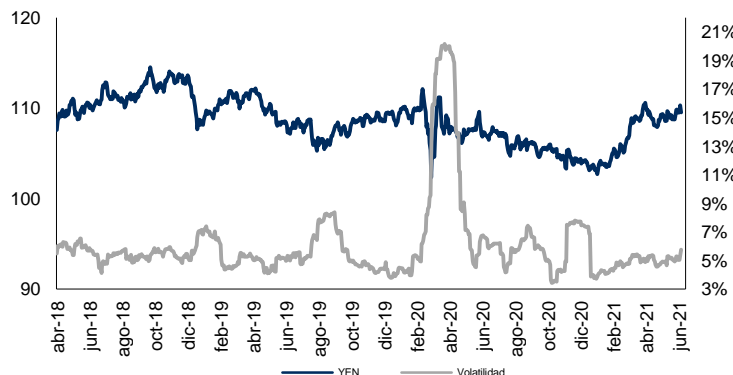


Monitor de Divisas

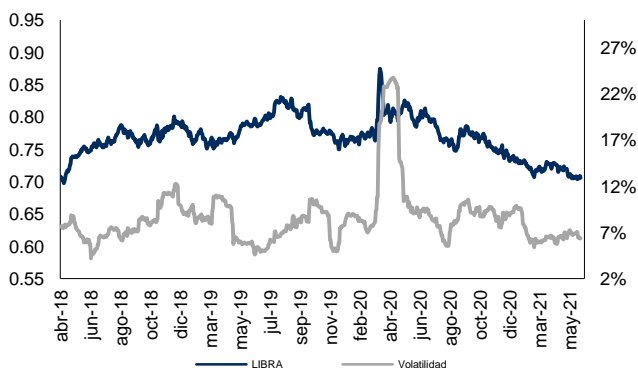
Euro (€) Cierre: 0.82 Volat: 6.2%



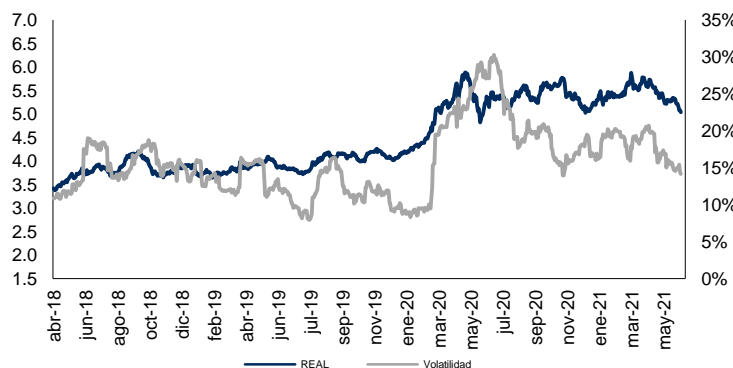
Yen Japonés (¥) Cierre: 109.53 Volat: 5.7%



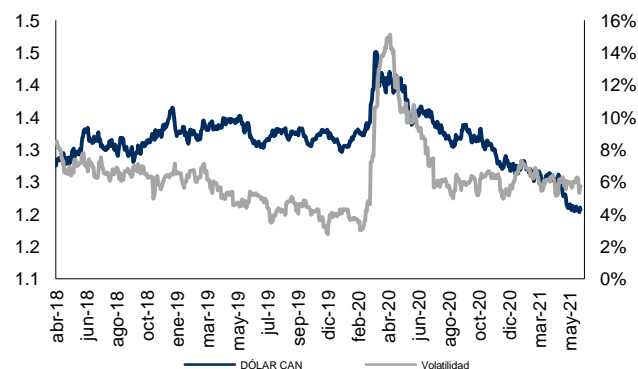
Libra Esterlina (£) Cierre: 0.71 Volat: 6.4%



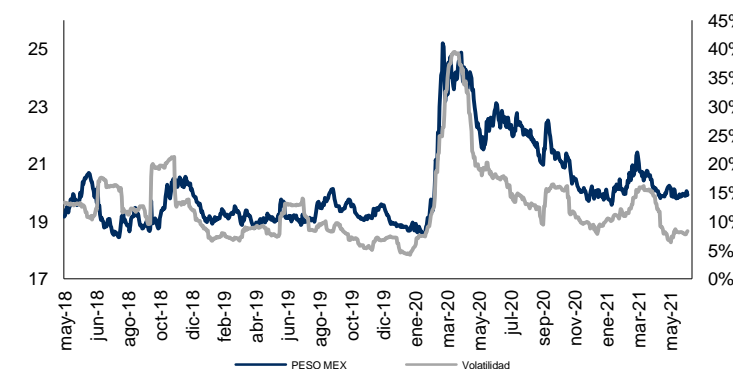
Real Brasileño Cierre: 5.04 Volat: 14.1%



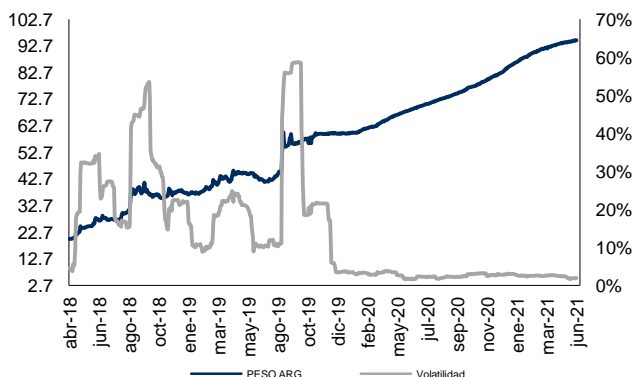
Dólar Canadiense Cierre: 1.21 Volat: 5.7%



Peso Mexicano Cierre: 19.92 Volat: 8.3%



Peso Argentino Cierre: 94.77 Volat: 1.9%



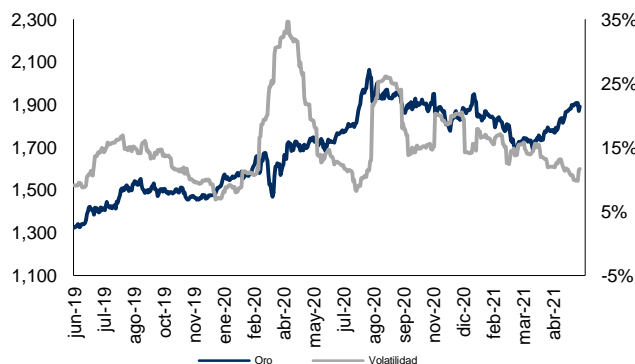
Moneda	Último	7d	30d	Acumulado
Euro	0.82	-0.21%	1.34%	-0.43%
Yen	109.53	0.29%	-0.32%	-5.71%
Libra	0.71	-0.19%	1.88%	3.63%
Real	5.04	3.38%	6.19%	3.00%
Dólar Can	1.21	0.02%	1.57%	5.42%
Peso Mex	19.92	0.13%	1.38%	-0.15%
Peso Arg	94.77	-0.22%	-1.27%	-11.28%

Cifras al 04 de junio de 2021. Cotizaciones con respecto al USD.

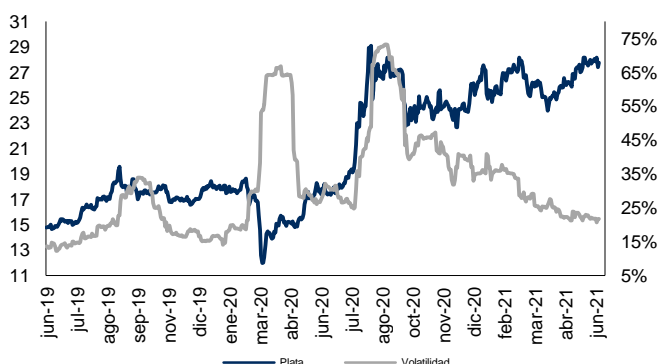


Monitor de Metales y Otros Commodities

Oro (USD / T. Oz.) Cierre: 1,890.922 Volat: 11.6%



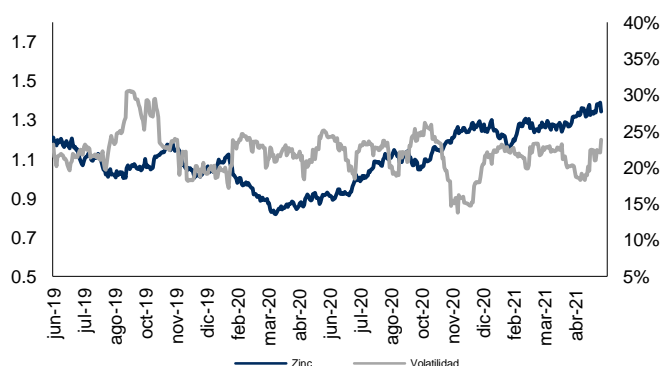
Plata (USD / T. Oz.) Cierre: 27.746 Volat: 21.8%



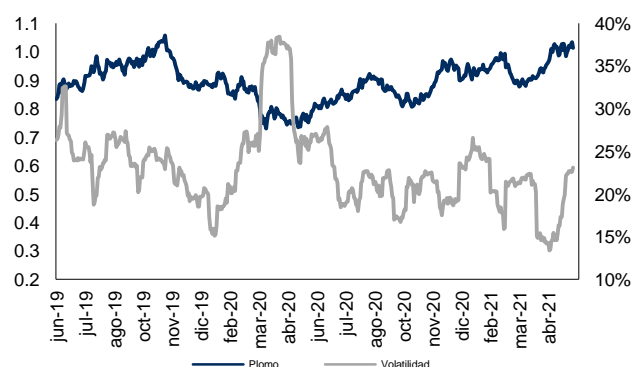
Cobre (USD / libra) Cierre: 4.431 Volat: 23.6%



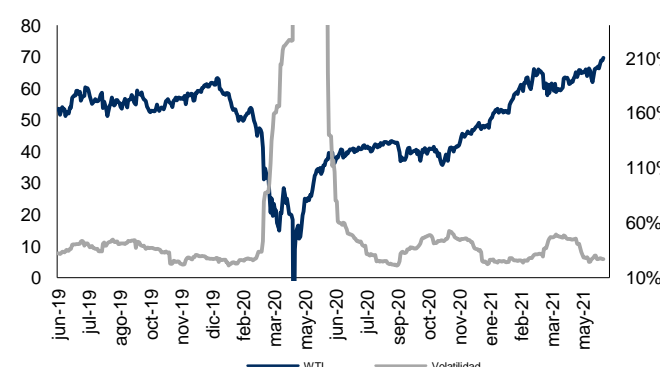
Zinc (USD / libra) Cierre: 1.344 Volat: 23.8%



Plomo (USD / libra) Cierre: 0.993 Volat: 23.1%



WTI (USD / barril) Cierre: 69.62 Volat: 26.7%



Acero (Indice) Cierre: 466.664 Volat: 20.6%



Metal	Ultimo	7d	30d	Acumulado
Oro	1890.92	-0.64%	5.85%	-0.38%
Plata	27.75	-0.49%	4.70%	5.21%
Cobre	4.43	-4.27%	-1.98%	24.71%
Plomo	0.99	-0.88%	0.25%	10.55%
Zinc	1.34	-2.65%	0.39%	7.18%
WTI	69.62	4.91%	6.00%	43.93%
Acero	466.66	-2.12%	0.27%	22.19%

