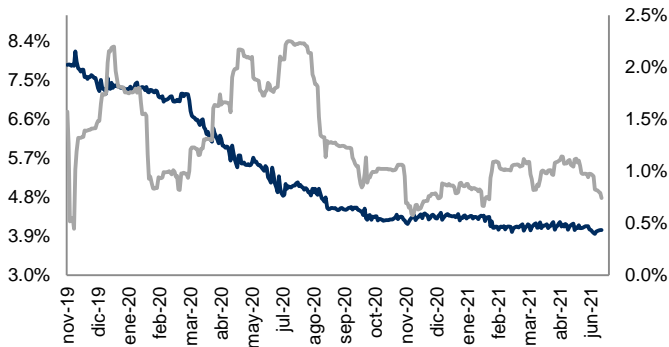


Monitor de Mercados Financieros

ABs y Volatilidad

Cierre: 4.0%

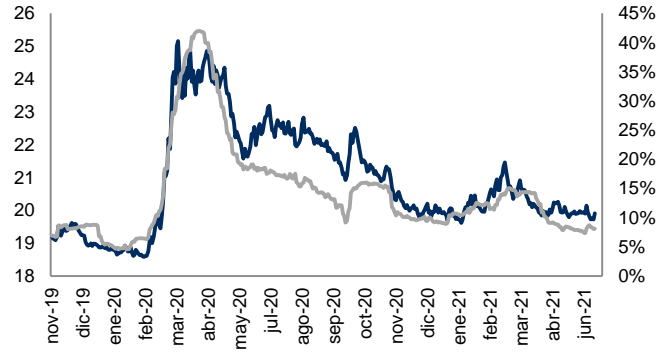
Volat: 0.7%



Tipo Cambio y Volatilidad

Cierre: 19.9100

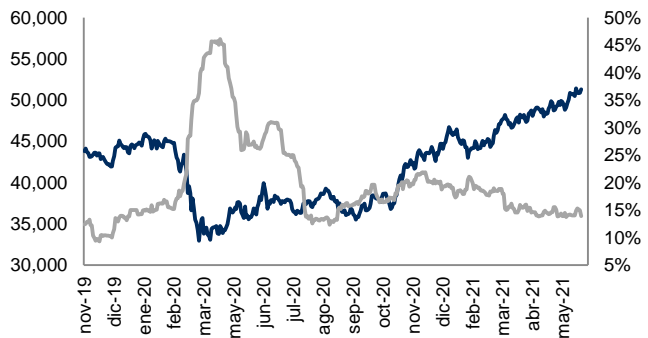
Volat: 8.1%



IPC y Volatilidad

Cierre: 51,286.46

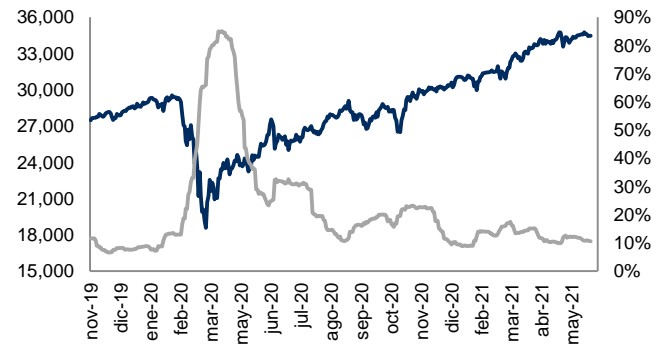
Volat: 13.9%



DJI y Volatilidad

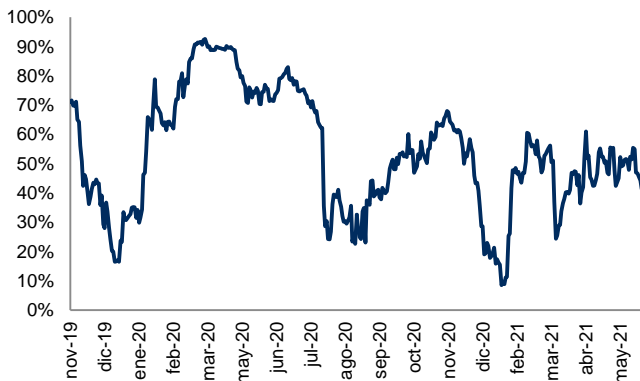
Cierre: 34,479.60

Volat: 10.5%



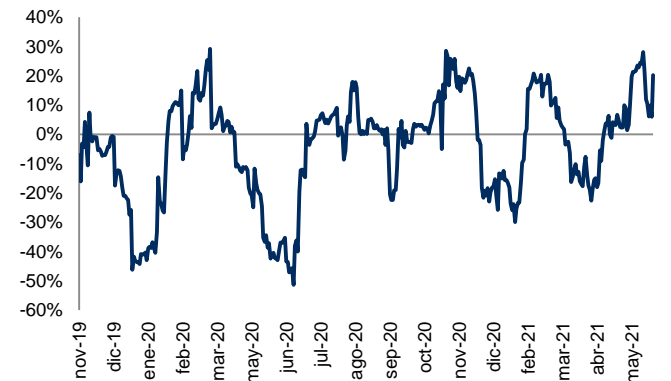
Correlación entre IPC y DJI

Correl: 41.2%



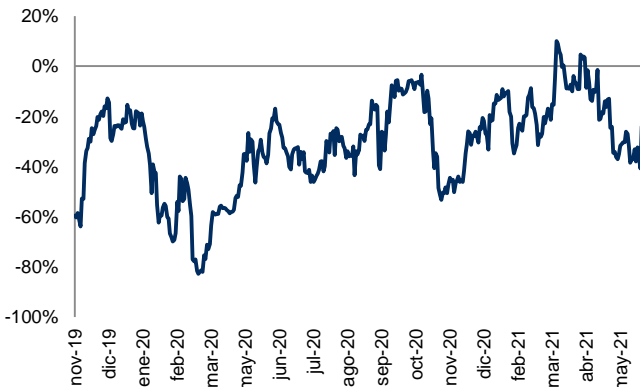
Correlación entre Tipo Cambio y ABs

Correl: 20.2%



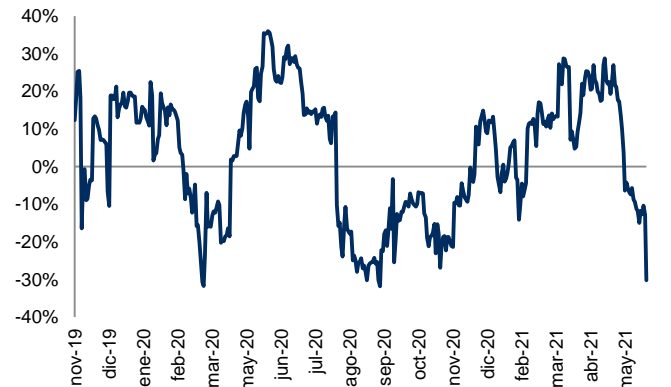
Correlación entre IPC y Tipo Cambio

Correl: -24.1%



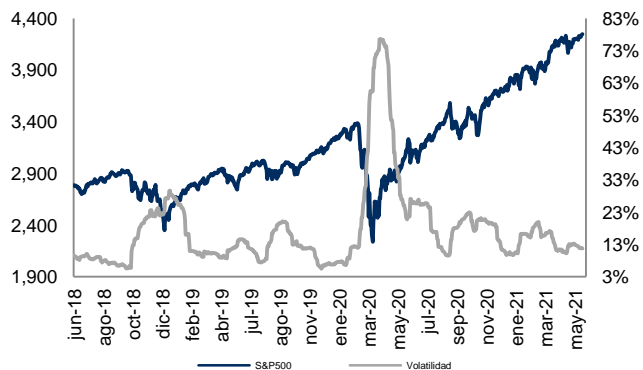
Correlación entre IPC y ABs

Correl: -30.3%

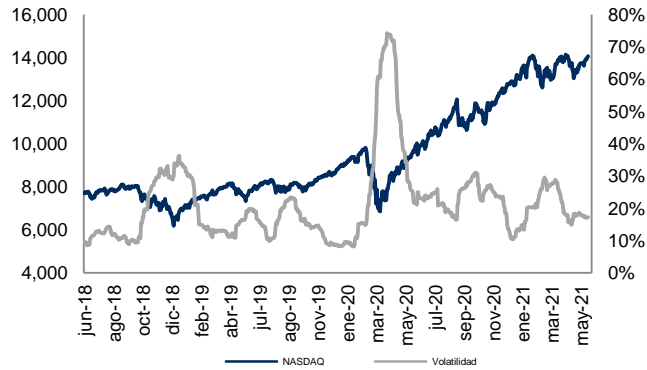


Monitor de Mercados

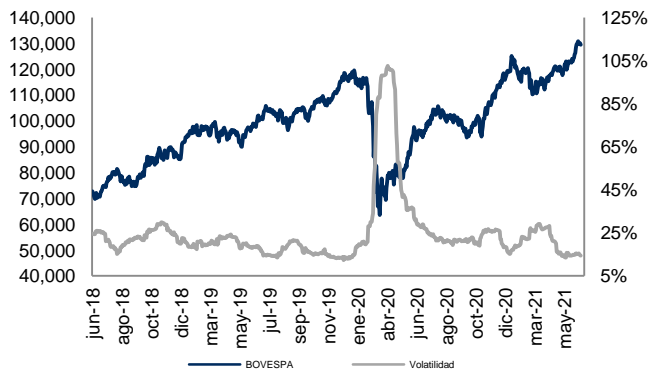
S&P 500 (EE.UU.) Cierre: 4,247.44 Volat: 11.8%



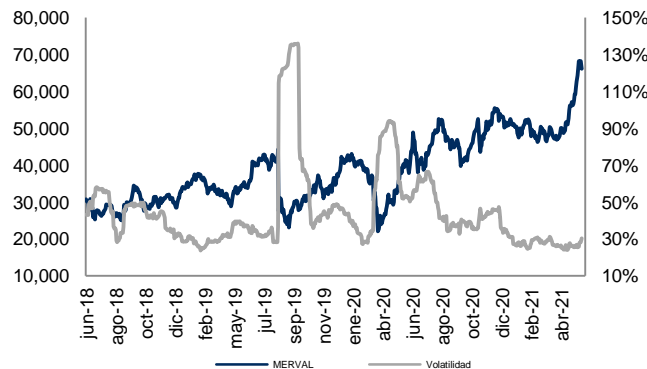
NASDAQ (EE.UU.) Cierre: 14,069.42 Volat: 17.2%



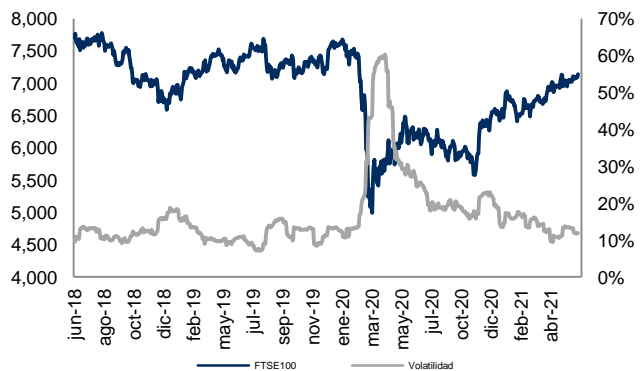
BOVESPA (Sao Paulo) Cierre: 129,475.70 Volat: 14.4%



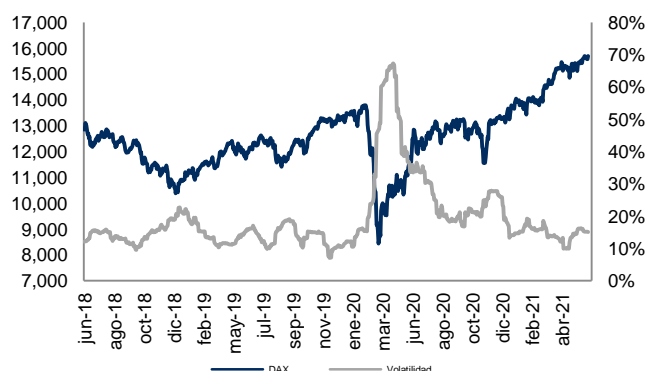
MERVAL (Buenos Aires) Cierre: 66,093.97 Volat: 30.4%



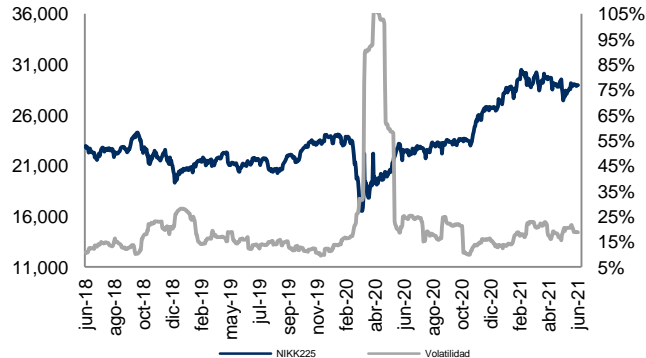
FTSE-100 (Londres) Cierre: 7,134.06 Volat: 11.9%



DAX (Frankfurt) Cierre: 15,693.27 Volat: 15.1%



NIKKEI-225 (Tokio) Cierre: 28,948.73 Volat: 18.6%



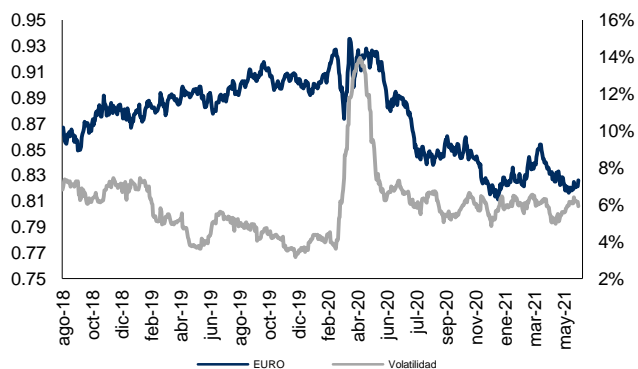
Índice	Rend. 7d	Rend. 30d	Rend. Año
S&P 500	0.41%	4.54%	13.08%
NASDAQ	1.85%	7.96%	9.16%
BOVESPA	-1.83%	12.15%	10.39%
MERVAL	-0.52%	27.98%	14.04%
FTSE100	0.56%	2.28%	14.03%
DAX	-0.48%	3.88%	13.35%
NIKK225	-0.10%	2.86%	-0.66%
IPC	1.96%	6.69%	16.28%
DJI	-0.80%	2.66%	12.65%
CAC40	0.81%	5.42%	17.82%
HANGSENG	-0.32%	2.22%	6.12%
TSE300	-0.19%	5.11%	20.88%
IBEX	0.79%	2.49%	12.98%

Cifras al 11 de junio de 2021. Índices en USD.

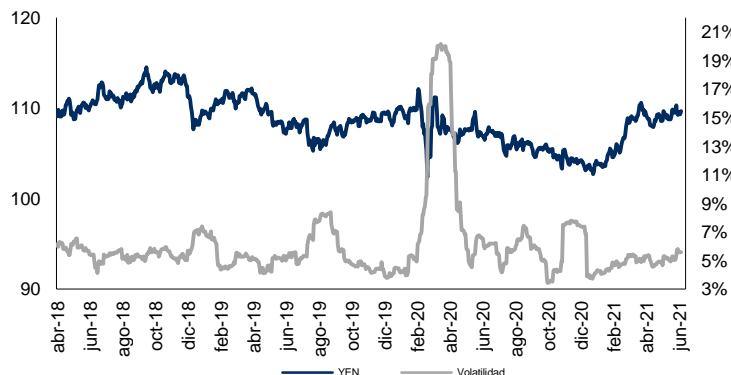


Monitor de Divisas

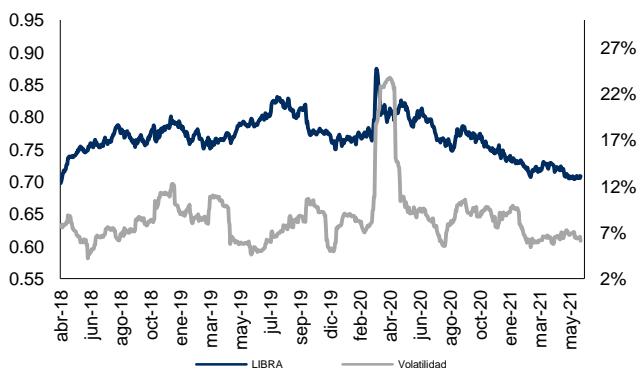
Euro (€) Cierre: 0.83 Volat: 5.9%



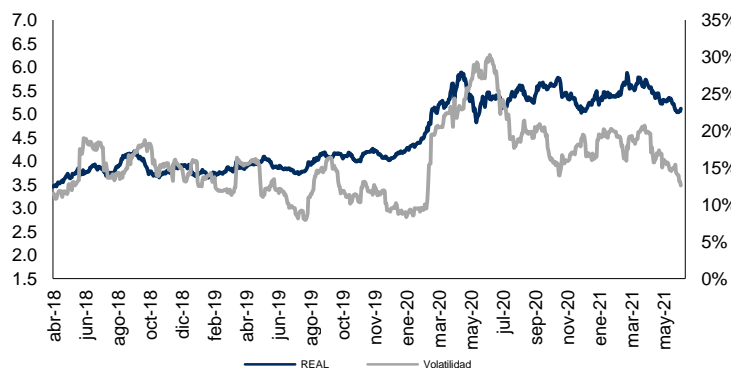
Yen Japonés (¥) Cierre: 109.67 Volat: 5.6%



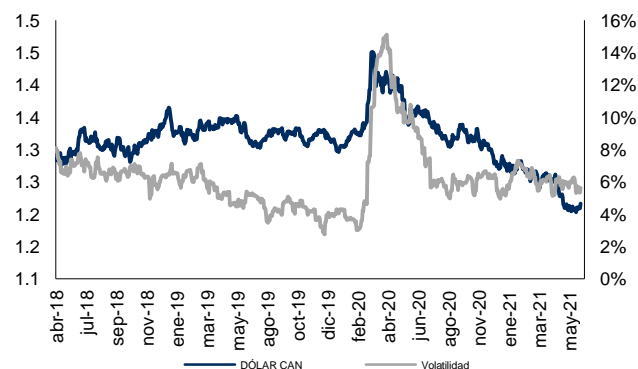
Libra Esterlina (£) Cierre: 0.71 Volat: 6.1%



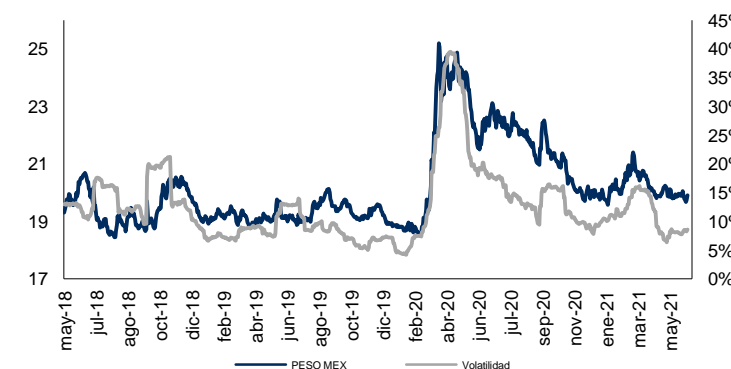
Real Brasileño Cierre: 5.12 Volat: 12.6%



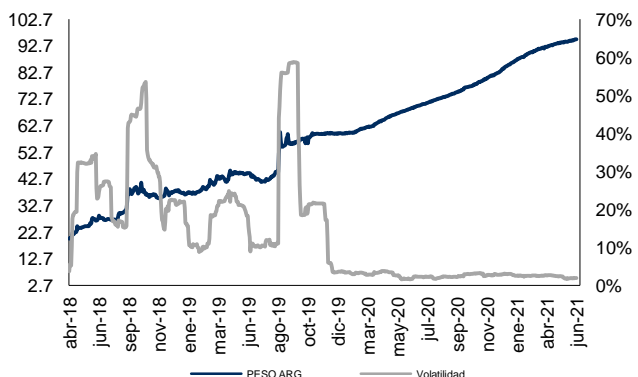
Dólar Canadiense Cierre: 1.22 Volat: 5.6%



Peso Mexicano Cierre: 19.91 Volat: 8.6%



Peso Argentino Cierre: 95.13 Volat: 2.0%



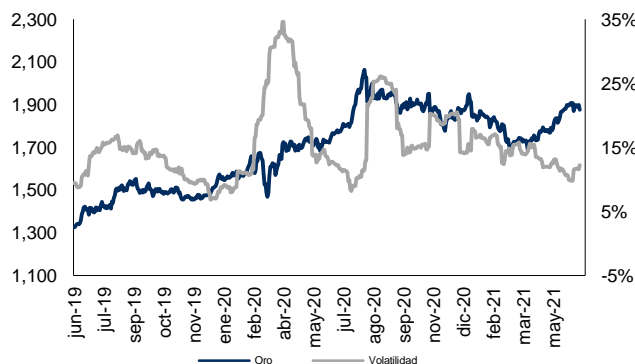
Moneda	Último	7d	30d	Acumulado
Euro	0.83	-0.48%	0.29%	-0.91%
Yen	109.67	-0.13%	0.01%	-5.83%
Libra	0.71	-0.35%	0.43%	3.26%
Real	5.12	-1.49%	3.69%	1.47%
Dólar Can	1.22	-0.73%	-0.27%	4.64%
Peso Mex	19.91	0.06%	1.04%	-0.09%
Peso Arg	95.13	-0.38%	-1.21%	-11.62%

Cifras al 11 de junio de 2021. Cotizaciones con respecto al USD.



Monitor de Metales y Otros Commodities

Oro (USD / T. Oz.) Cierre: 1,875.501 Volat: 12.3%



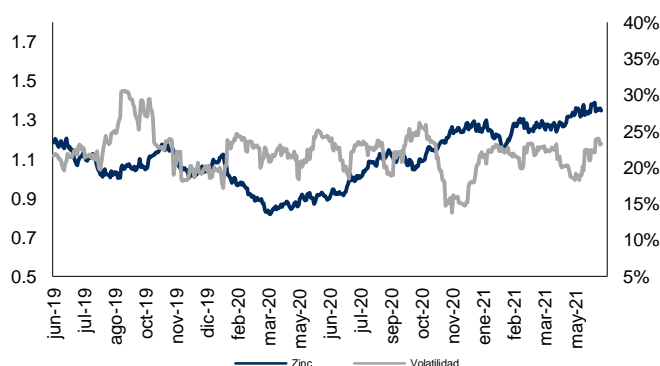
Plata (USD / T. Oz.) Cierre: 27.898 Volat: 21.8%



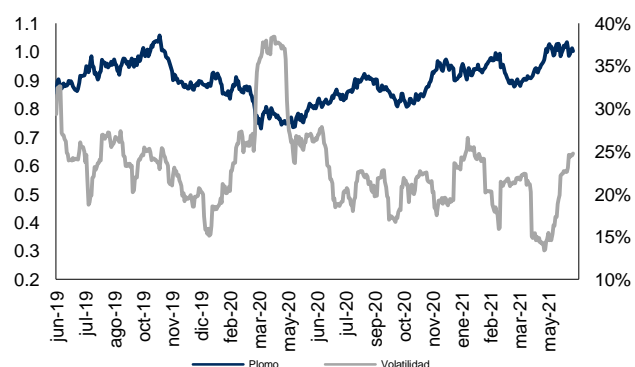
Cobre (USD / libra) Cierre: 4.474 Volat: 22.8%



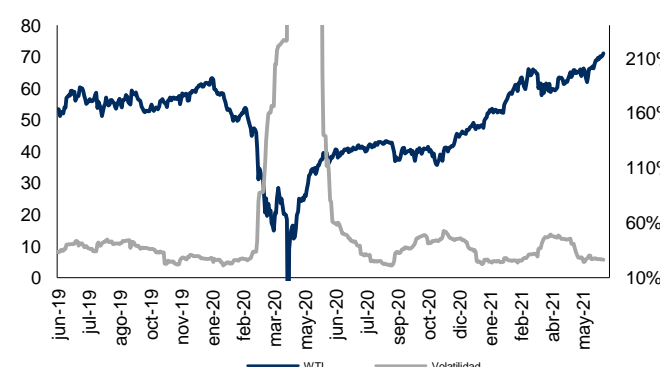
Zinc (USD / libra) Cierre: 1.348 Volat: 23.3%



Plomo (USD / libra) Cierre: 0.982 Volat: 24.7%



WTI (USD / barril) Cierre: 71.05 Volat: 26.2%



Acero (Indice) Cierre: 470.378 Volat: 20.1%



Metal	Ultimo	7d	30d	Acumulado
Oro	1875.50	-0.82%	3.32%	-1.19%
Plata	27.90	0.55%	3.35%	5.79%
Cobre	4.47	0.95%	-5.60%	25.90%
Plomo	0.98	-1.08%	-1.62%	9.35%
Zinc	1.35	0.32%	-0.86%	7.53%
WTI	71.05	2.05%	7.64%	46.89%
Acero	470.38	0.80%	-1.82%	23.16%