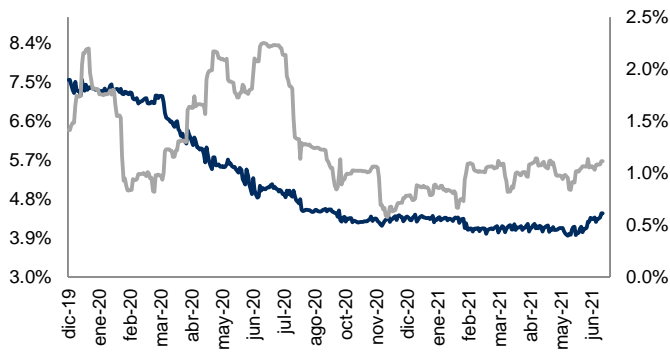


Monitor de Mercados Financieros

ABs y Volatilidad

Cierre: 4.5%

Volat: 1.1%



Tipo Cambio y Volatilidad

Cierre: 19.8740

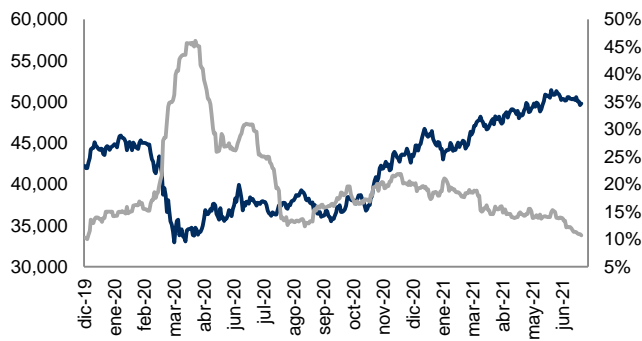
Volat: 11.8%



IPC y Volatilidad

Cierre: 49,768.34

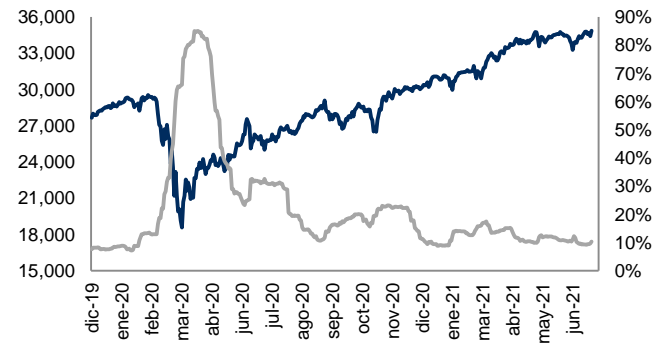
Volat: 10.7%



DJI y Volatilidad

Cierre: 34,870.16

Volat: 10.3%



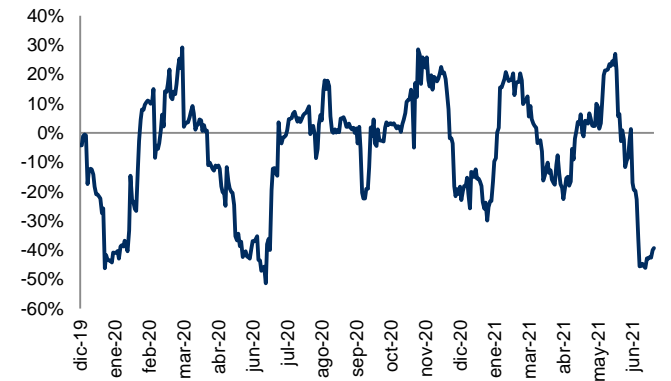
Correlación entre IPC y DJI

Correl: 20.5%



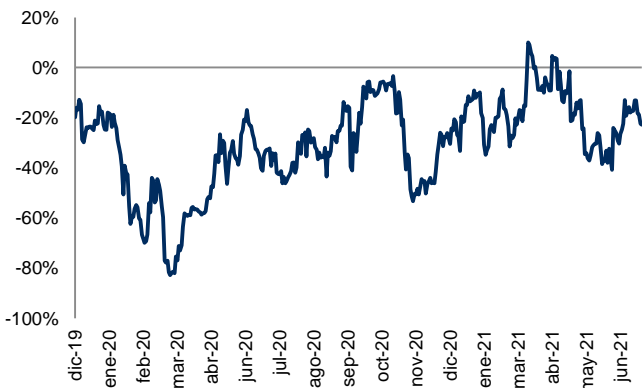
Correlación entre Tipo Cambio y ABs

Correl: -39.4%



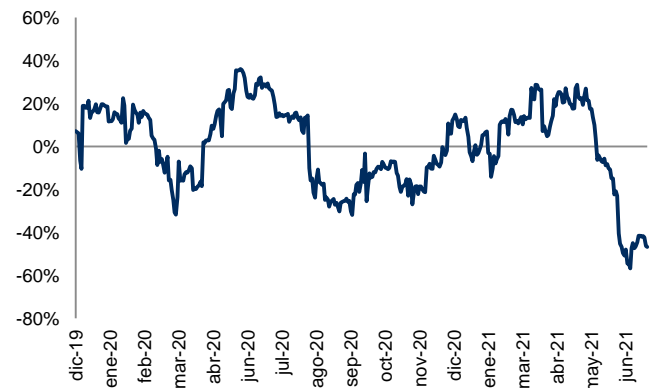
Correlación entre IPC y Tipo Cambio

Correl: -22.8%



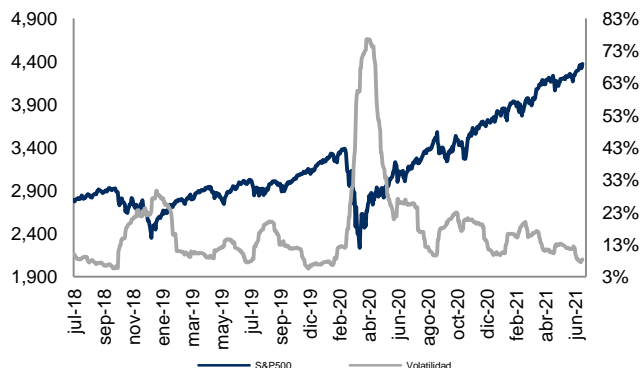
Correlación entre IPC y Abs

Correl: -46.9%

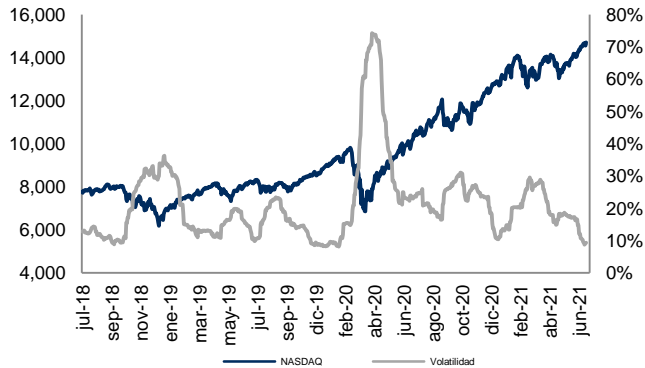


Monitor de Mercados

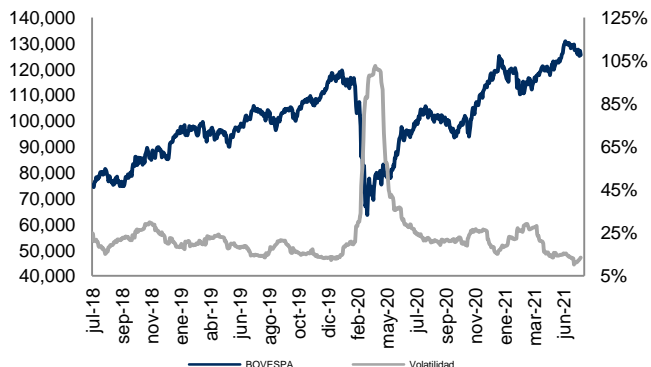
S&P 500 (EE.UU.) Cierre: 4,369.55 Volat: 8.4%



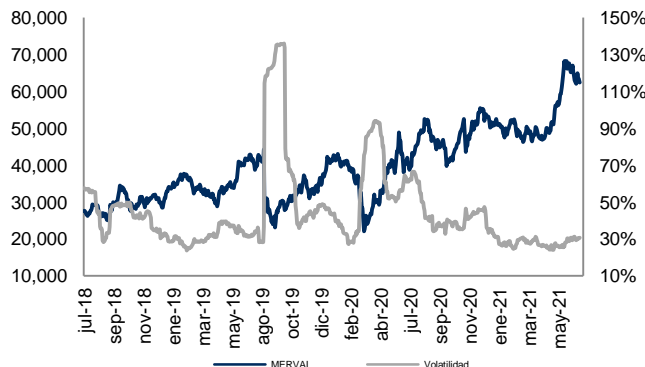
NASDAQ (EE.UU.) Cierre: 14,701.92 Volat: 9.3%



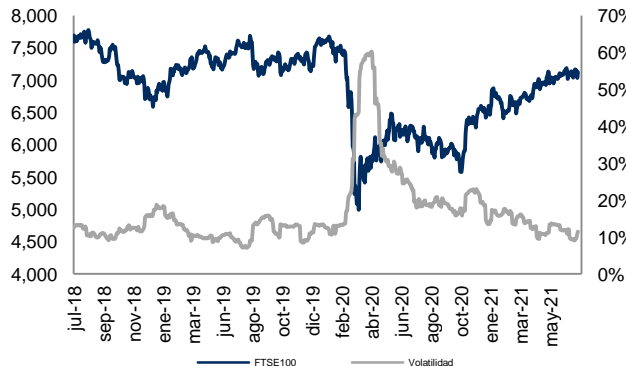
BOVESPA (Sao Paulo) Cierre: 125,427.77 Volat: 13.5%



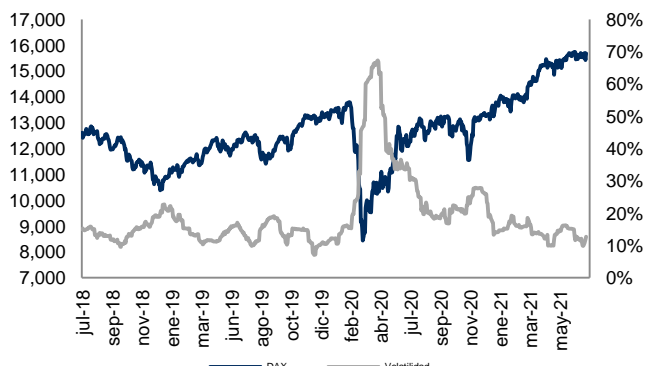
MERVAL (Buenos Aires) Cierre: 62,371.58 Volat: 30.6%



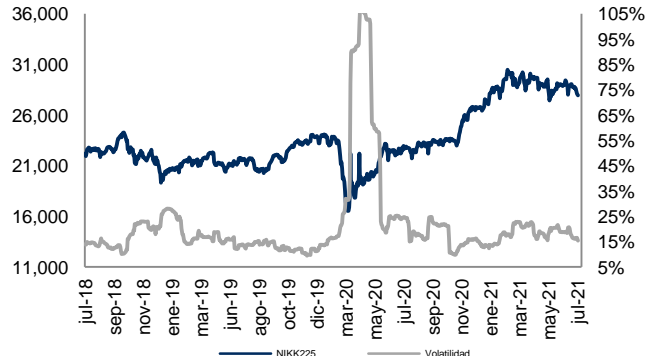
FTSE-100 (Londres) Cierre: 7,121.88 Volat: 11.4%



DAX (Frankfurt) Cierre: 15,687.93 Volat: 12.7%



NIKKEI-225 (Tokio) Cierre: 27,940.42 Volat: 15.4%



Índice	Rend. 7d	Rend. 30d	Rend. Año
S&P 500	0.40%	3.55%	16.33%
NASDAQ	0.43%	5.68%	14.07%
BOVESPA	-5.48%	-6.97%	4.18%
MERVAL	-1.49%	-9.11%	6.90%
FTSE100	0.44%	-0.95%	12.12%
DAX	0.37%	-1.77%	11.19%
NIKK225	-2.14%	-3.63%	-4.52%
IPC	-1.31%	-2.71%	13.01%
DJI	0.24%	1.23%	13.93%
CAC40	-0.23%	-2.94%	14.36%
HANGSENG	-3.44%	-4.96%	0.53%
TSE300	-0.90%	-1.56%	18.78%
IBEX	-1.35%	-6.48%	5.70%

Cifras al 09 de julio de 2021. Índices en USD.

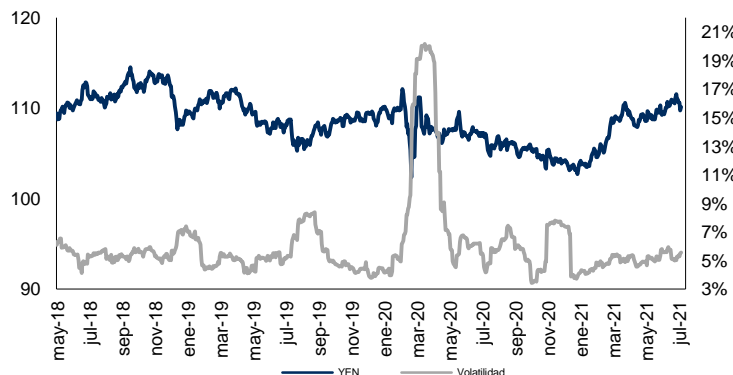


Monitor de Divisas

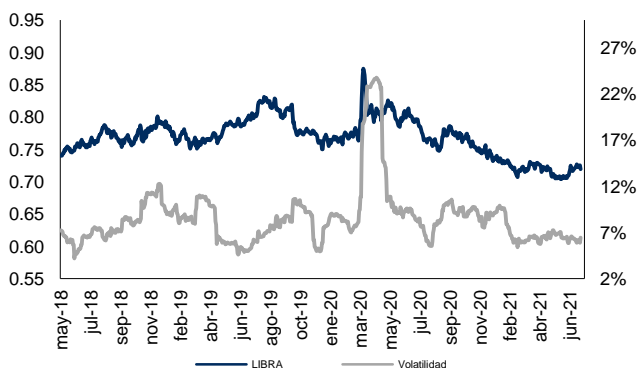
Euro (€) Cierre: 0.84 Volat: 5.5%



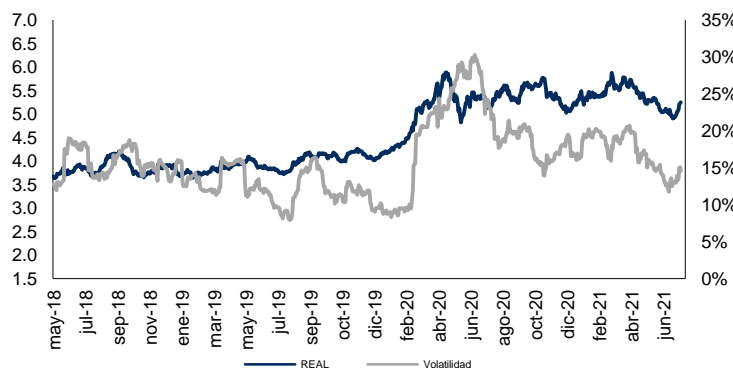
Yen Japonés (¥) Cierre: 110.12 Volat: 5.6%



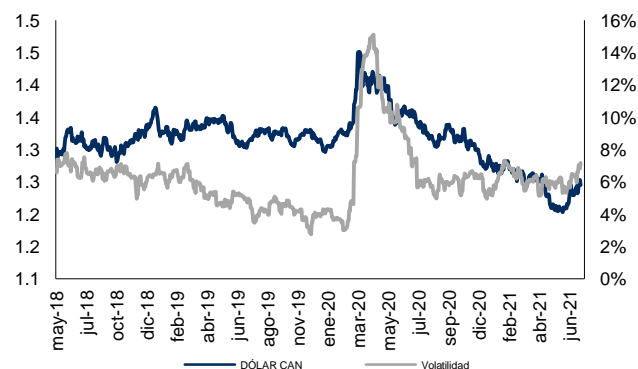
Libra Esterlina (£) Cierre: 0.72 Volat: 6.4%



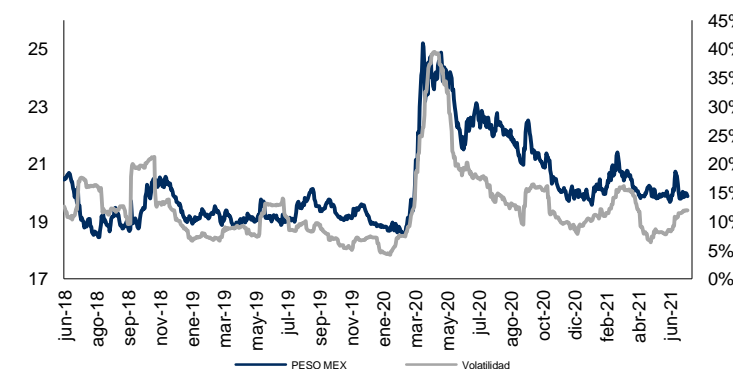
Real Brasileño Cierre: 5.25 Volat: 14.6%



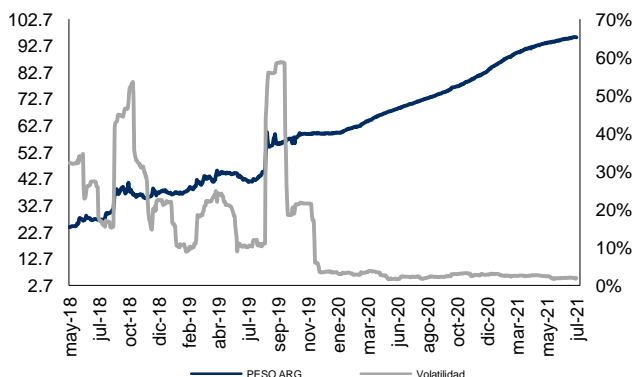
Dólar Canadiense Cierre: 1.25 Volat: 7.2%



Peso Mexicano Cierre: 19.88 Volat: 11.9%



Peso Argentino Cierre: 95.77 Volat: 1.9%



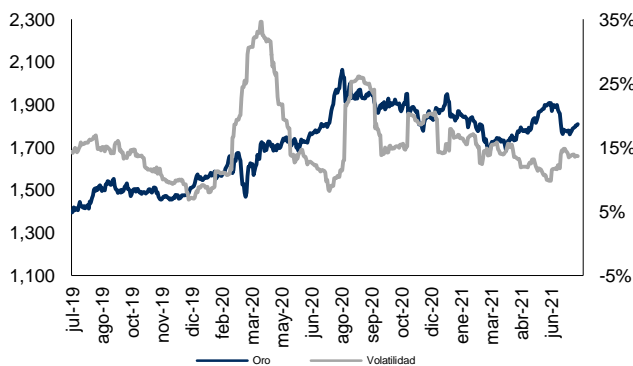
Moneda	Ultimo	7d	30d	Acumulado
Euro	0.84	0.13%	-2.44%	-2.77%
Yen	110.12	0.81%	-0.45%	-6.21%
Libra	0.72	0.46%	-1.52%	1.70%
Real	5.25	-3.86%	-3.64%	-1.14%
Dólar Can	1.25	-1.06%	-2.80%	2.22%
Peso Mex	19.88	-0.18%	-1.04%	0.07%
Peso Arg	95.77	0.02%	-0.75%	-12.21%

Cifras al 09 de julio de 2021. Cotizaciones con respecto a USD.

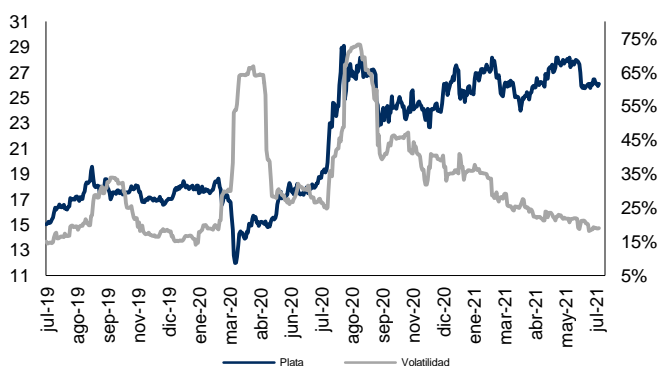


Monitor de Metales y Otros Commodities

Oro (USD / T. Oz.) Cierre: 1,808.190 Volat: 13.7%



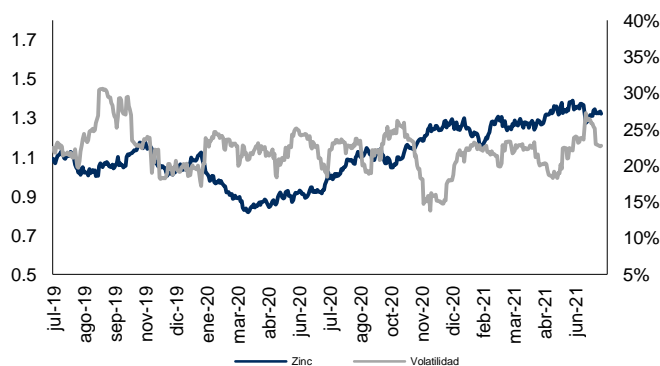
Plata (USD / T. Oz.) Cierre: 26.096 Volat: 19.0%



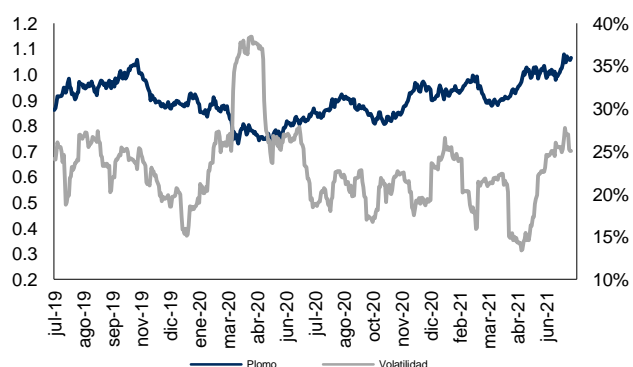
Cobre (USD / libra) Cierre: 4.213 Volat: 25.2%



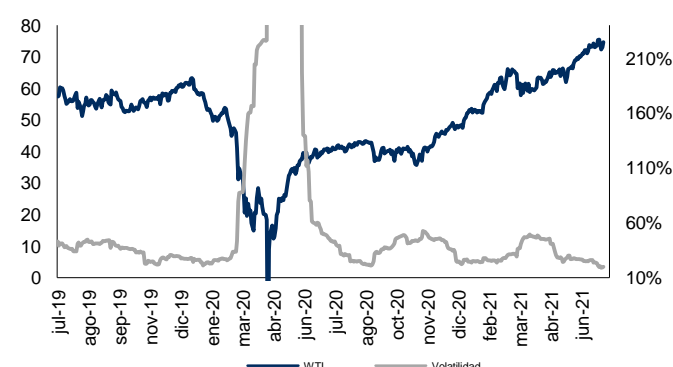
Zinc (USD / libra) Cierre: 1.322 Volat: 22.7%



Plomo (USD / libra) Cierre: 1.045 Volat: 25.0%



WTI (USD / barril) Cierre: 74.61 Volat: 19.8%



Acero (Indice) Cierre: 463.300 Volat: 21.2%



Metal	Ultimo	7d	30d	Acumulado
Oro	1808.19	1.13%	-4.27%	-4.74%
Plata	26.10	-1.32%	-6.10%	-1.05%
Cobre	4.21	-0.09%	-6.54%	18.55%
Plomo	1.04	1.65%	6.10%	16.32%
Zinc	1.32	-0.26%	-2.71%	5.42%
WTI	74.61	-1.07%	6.66%	54.25%
Acero	463.30	0.14%	-1.16%	21.31%