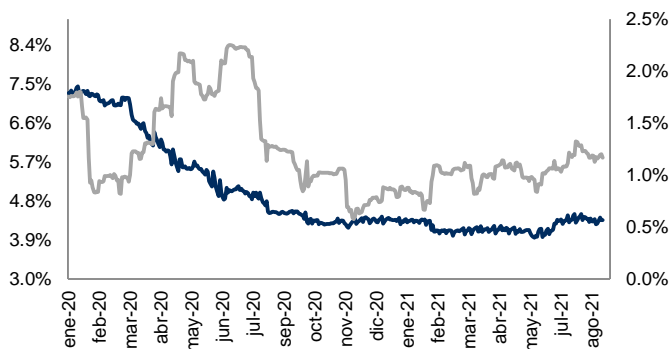


Monitor de Mercados Financieros

ABs y Volatilidad

Cierre: 4.4%

Volat: 1.2%



Tipo Cambio y Volatilidad

Cierre: 19.9010

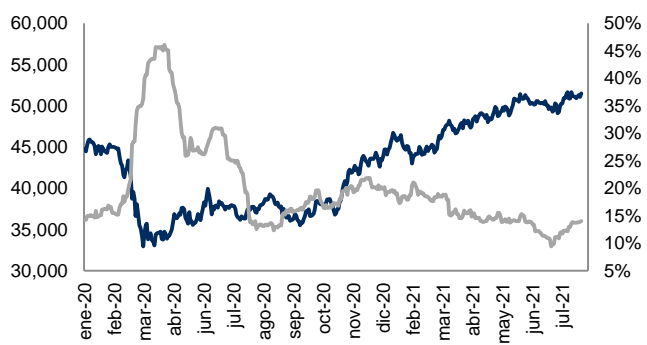
Volat: 7.8%



IPC y Volatilidad

Cierre: 51,490.94

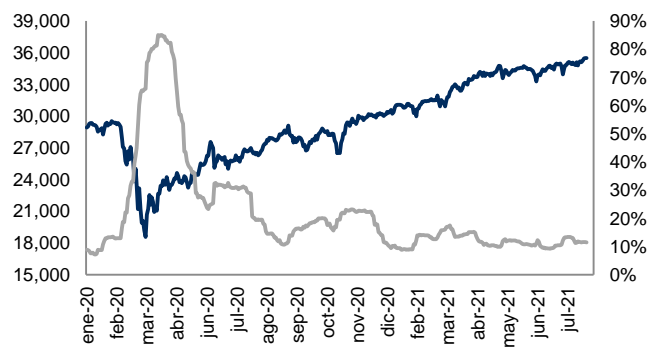
Volat: 14.0%



DJI y Volatilidad

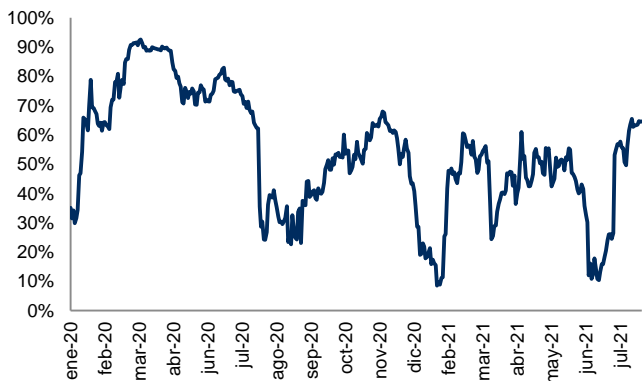
Cierre: 35,515.38

Volat: 11.5%



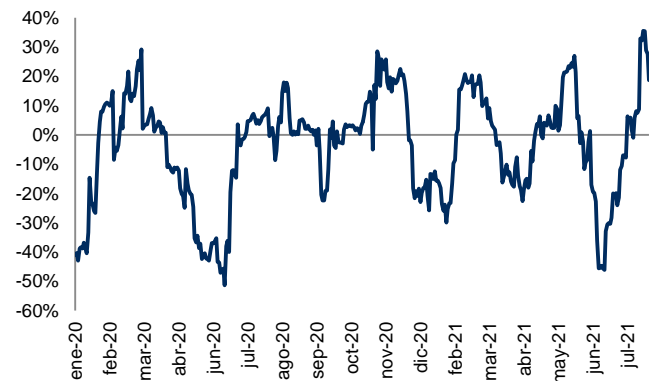
Correlación entre IPC y DJI

Correl: 64.5%



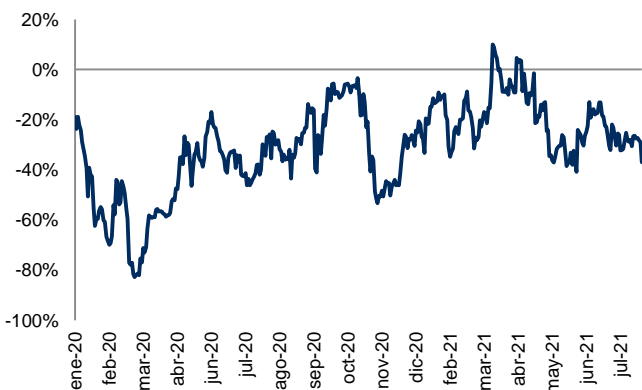
Correlación entre Tipo Cambio y ABs

Correl: 18.7%



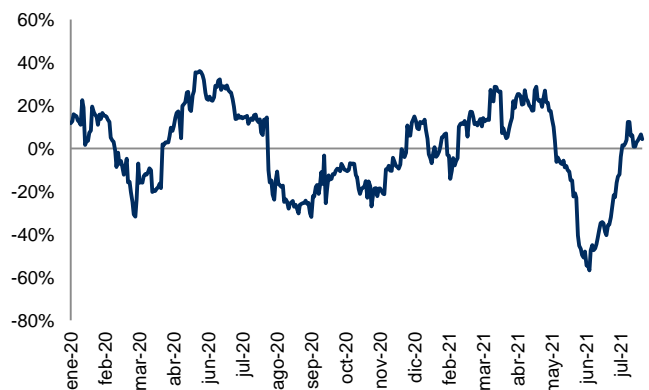
Correlación entre IPC y Tipo Cambio

Correl: -36.9%



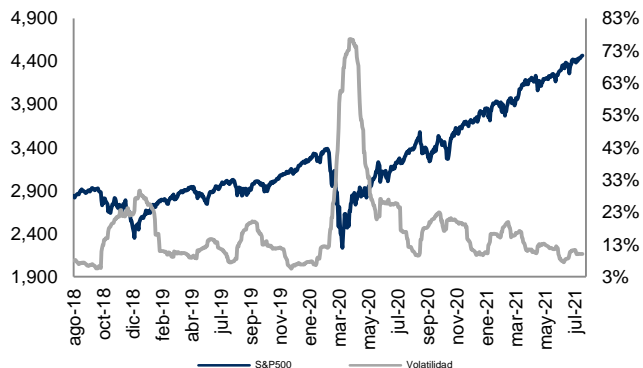
Correlación entre IPC y Abs

Correl: 4.3%

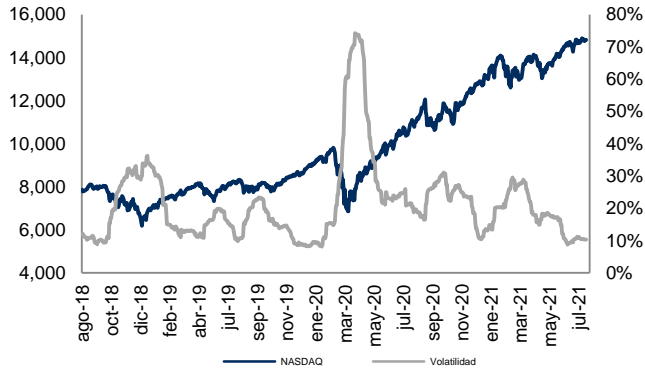


Monitor de Mercados

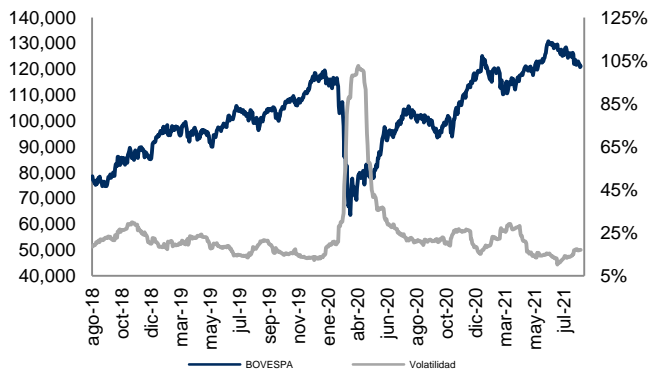
S&P 500 (EUA) Cierre: 4,468.00 Volat: 10.0%



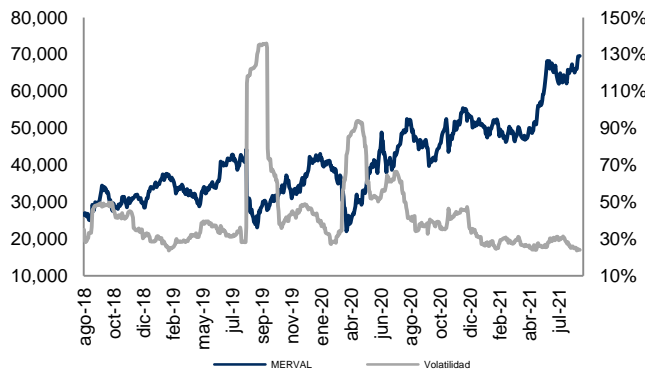
NASDAQ (EUA) Cierre: 14,822.90 Volat: 10.4%



BOVESPA (Sao Paulo) Cierre: 121,089.71 Volat: 17.0%



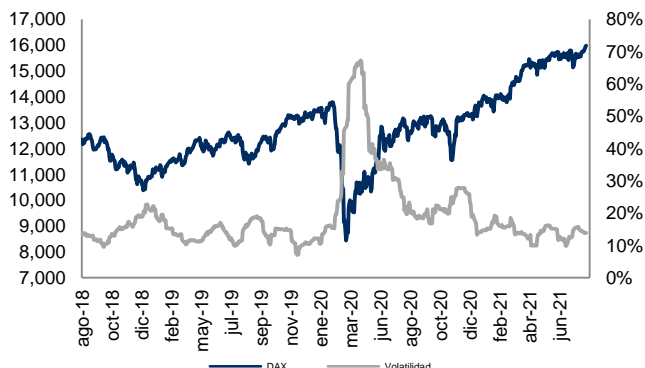
MERVAL (Buenos Aires) Cierre: 69,544.76 Volat: 24.2%



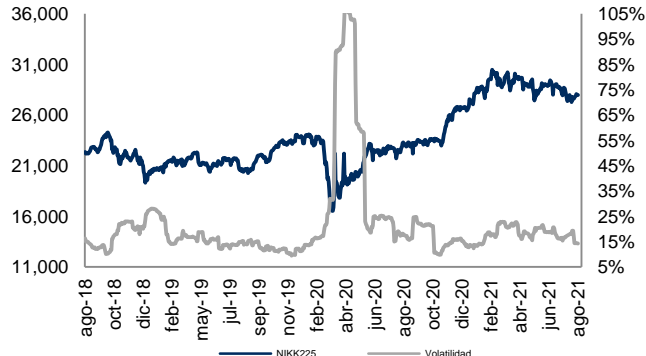
FTSE-100 (Londres) Cierre: 7,218.71 Volat: 13.0%



DAX (Frankfurt) Cierre: 15,977.44 Volat: 13.9%



NIKKEI-225 (Tokio) Cierre: 27,977.15 Volat: 14.3%



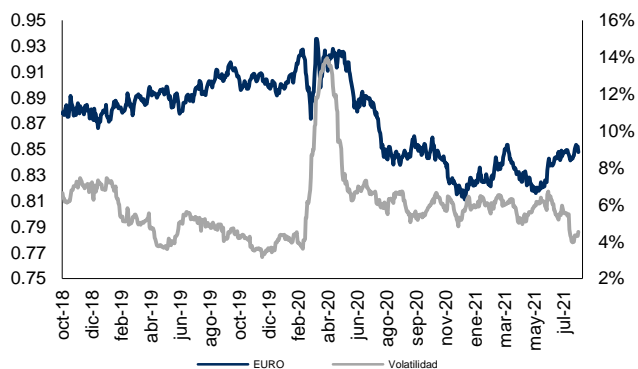
Índice	Rend. 7d	Rend. 30d	Rend. Año
S&P 500	0.71%	2.14%	18.95%
NASDAQ	-0.09%	1.22%	15.01%
BOVESPA	-1.30%	-8.72%	0.69%
MERVAL	5.24%	7.67%	17.56%
FTSE100	1.29%	1.84%	13.39%
DAX	1.67%	0.81%	12.41%
NIKK225	1.17%	-1.88%	-3.91%
IPC	1.73%	4.30%	16.94%
DJI	0.87%	1.67%	16.04%
CAC40	1.46%	4.75%	19.90%
HANGSENG	0.78%	-5.22%	-3.16%
TSE300	0.54%	1.77%	19.68%
IBEX	1.66%	3.55%	7.59%

Cifras al 13 de agosto de 2021. Índices en USD.

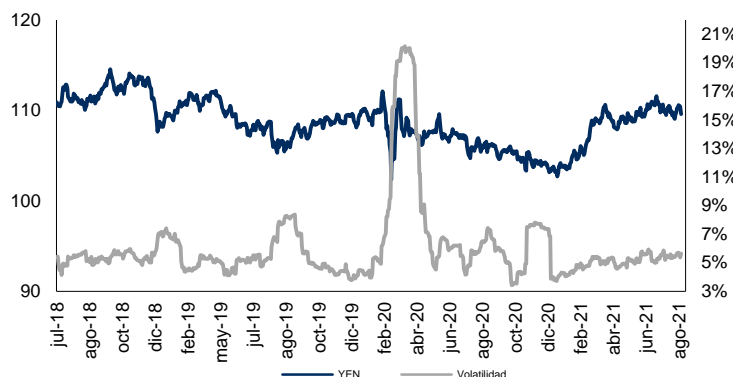


Monitor de Divisas

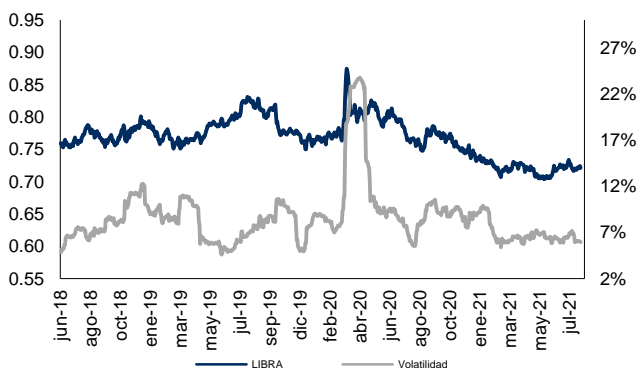
Euro (€) Cierre: 0.85 Volat: 4.5%



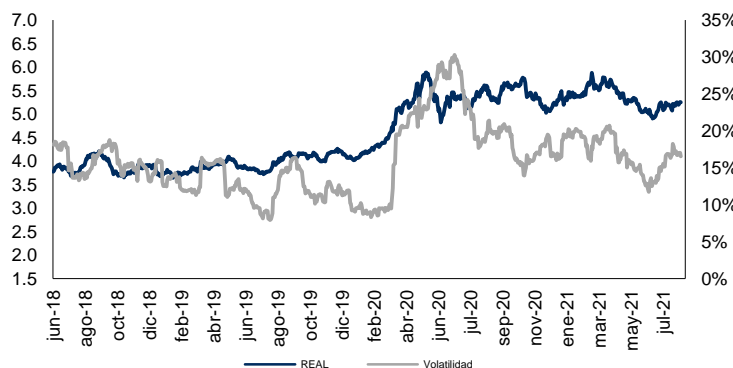
Yen Japonés (¥) Cierre: 109.57 Volat: 5.6%



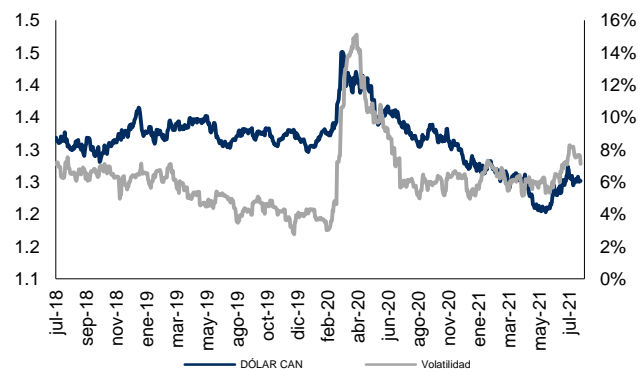
Libra Esterlina (£) Cierre: 0.72 Volat: 5.9%



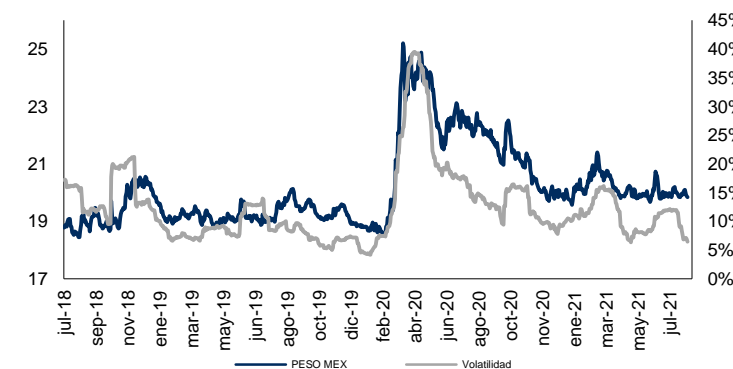
Real Brasileño Cierre: 5.25 Volat: 16.5%



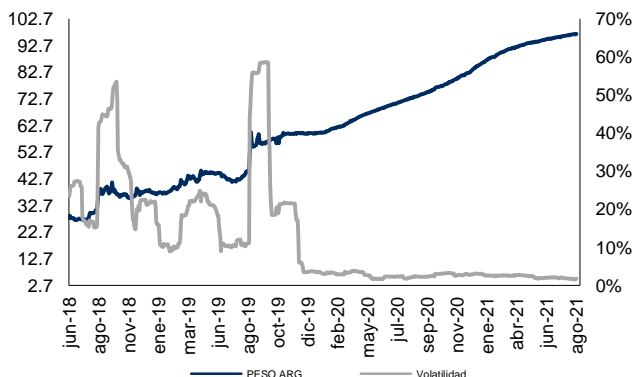
Dólar Canadiense Cierre: 1.25 Volat: 7.1%



Peso Mexicano Cierre: 19.84 Volat: 6.5%



Peso Argentino Cierre: 97.10 Volat: 1.7%



Moneda	Ultimo	7d	30d	Acumulado
Euro	0.85	0.30%	-0.38%	-3.48%
Yen	109.57	0.60%	0.34%	-5.74%
Libra	0.72	-0.06%	0.04%	1.48%
Real	5.25	0.06%	-3.21%	-1.04%
Dólar Can	1.25	0.34%	-0.07%	1.69%
Peso Mex	19.84	0.85%	0.32%	0.25%
Peso Arg	97.10	-0.21%	-0.98%	-13.41%

Cifras al 13 de agosto de 2021. Cotizaciones con respecto al USD.

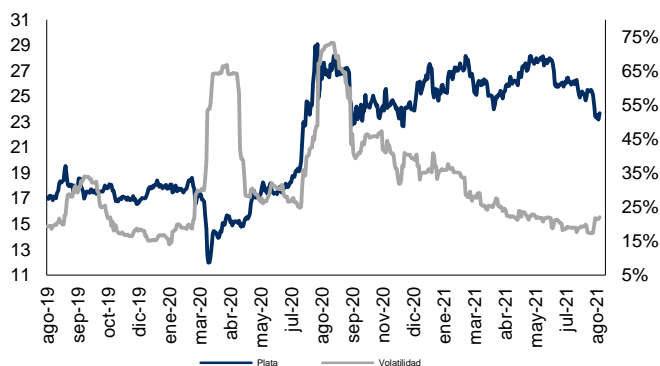


Monitor de Metales y Otros Commodities

Oro (USD / T. Oz.) Cierre: 1,777.608 Volat: 12.3%



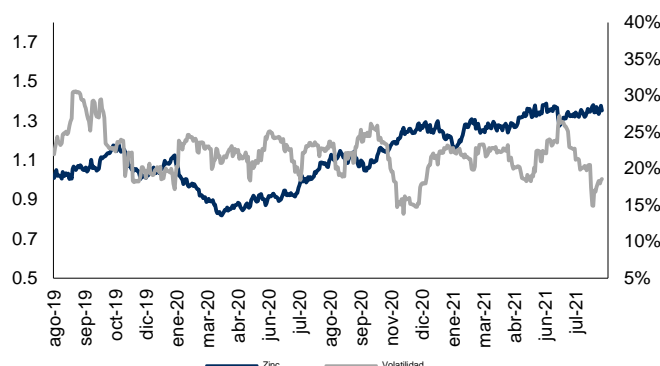
Plata (USD / T. Oz.) Cierre: 23.670 Volat: 22.0%



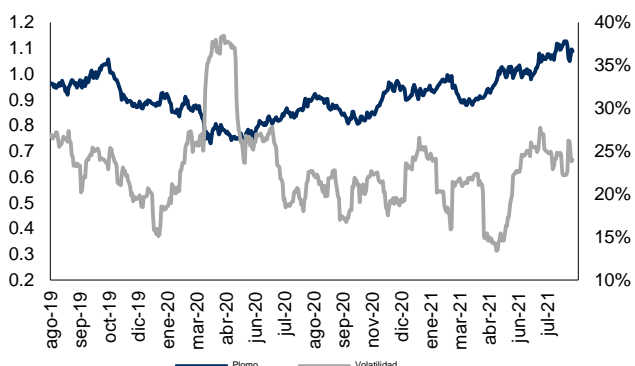
Cobre (USD / libra) Cierre: 4.280 Volat.: 20.3%



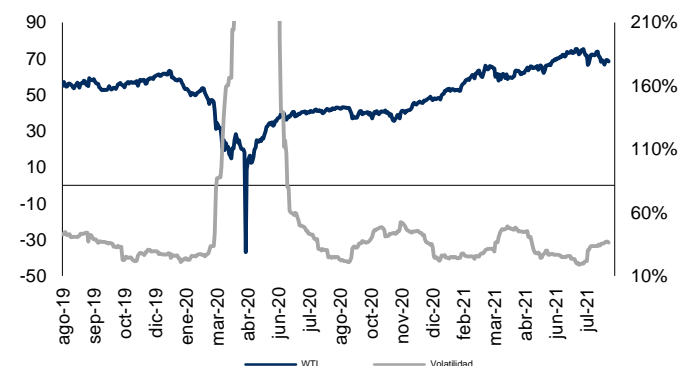
Zinc (USD / libra) Cierre: 1.352 Volat: 18.6%



Plomo (US\$ / libra) Cierre: 1.068 Volat: 24.0%



WTI (US\$ / barril) Cierre: 68.410 Volat: 36.3%



Acero (Indice) Cierre: 473.357 Volat: 17.1%



Metal	Ultimo	7d	30d	Acumulado
Oro	1777.61	0.97%	-2.68%	-6.35%
Plata	23.67	-2.47%	-9.72%	-10.25%
Cobre	4.28	-0.38%	0.65%	20.45%
Plomo	1.07	-1.94%	2.01%	18.92%
Zinc	1.35	-1.27%	2.06%	7.83%
WTI	68.41	0.15%	-6.43%	41.43%
Acero	473.36	1.25%	2.93%	23.94%