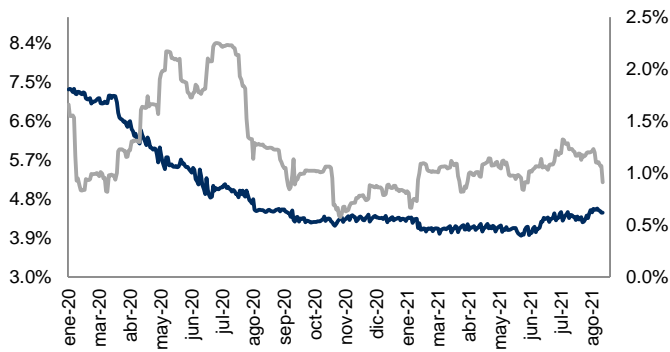


Monitor de Mercados Financieros

ABs y Volatilidad

Cierre: 4.5%

Volat: 0.9%



Tipo Cambio y Volatilidad

Cierre: 20.1830

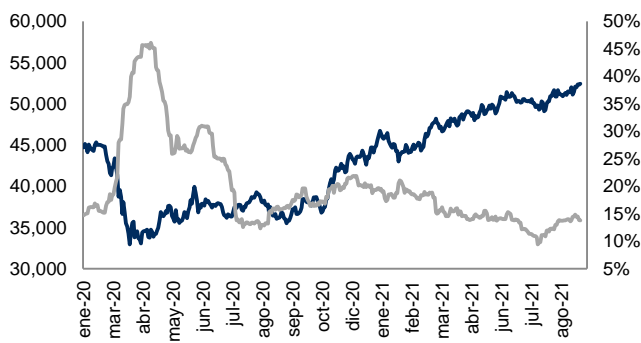
Volat: 8.2%



IPC y Volatilidad

Cierre: 52,425.63

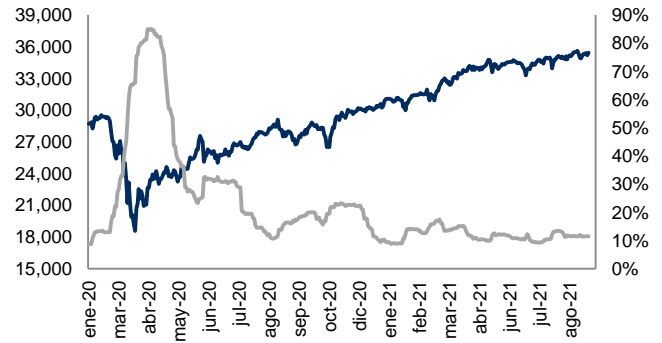
Volat: 13.8%



DJI y Volatilidad

Cierre: 35,455.80

Volat: 11.4%



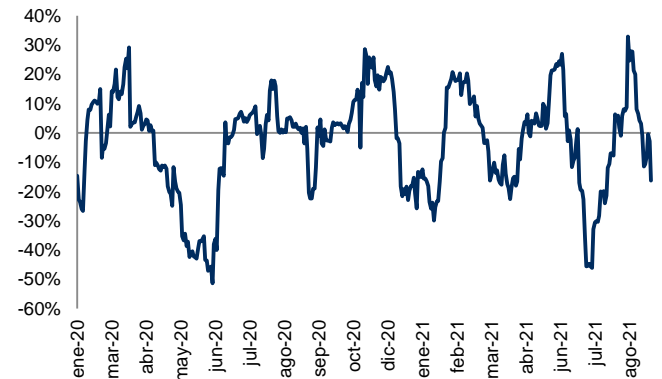
Correlación entre IPC y DJI

Correl: 53.8%



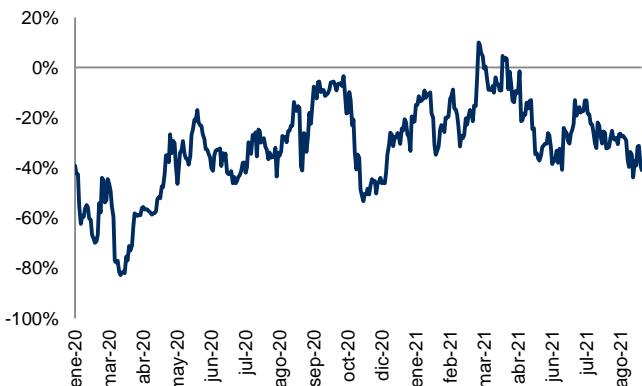
Correlación entre Tipo Cambio y ABs

Correl: -16.4%



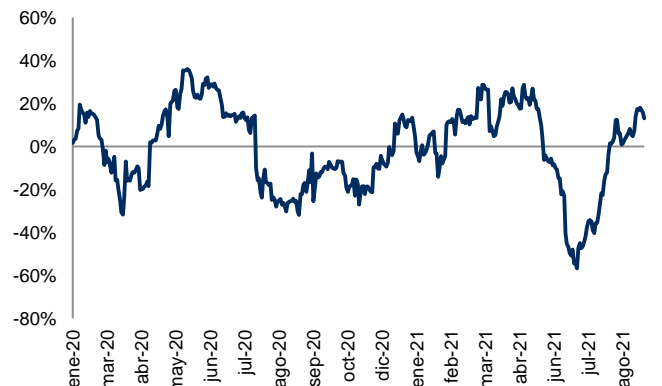
Correlación entre IPC y Tipo Cambio

Correl: -40.9%



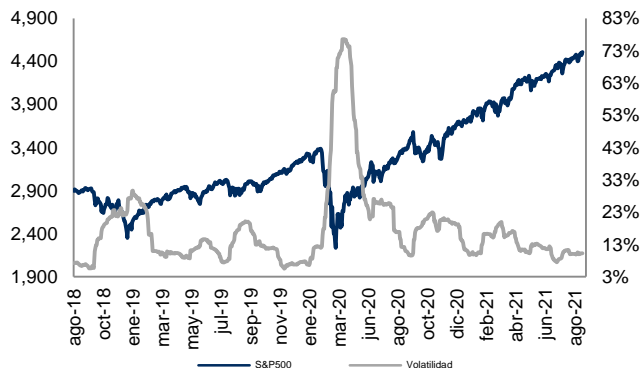
Correlación entre IPC y Abs

Correl: 13.1%

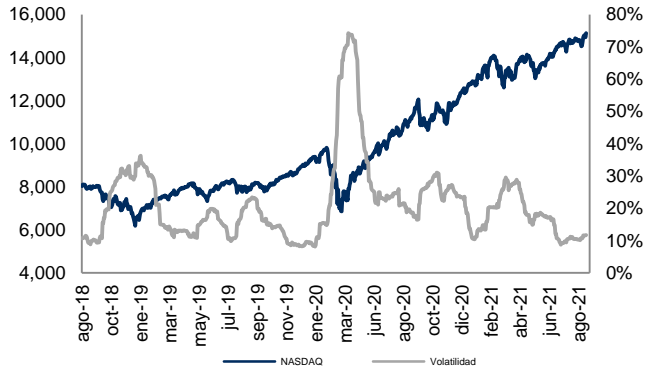


Monitor de Mercados

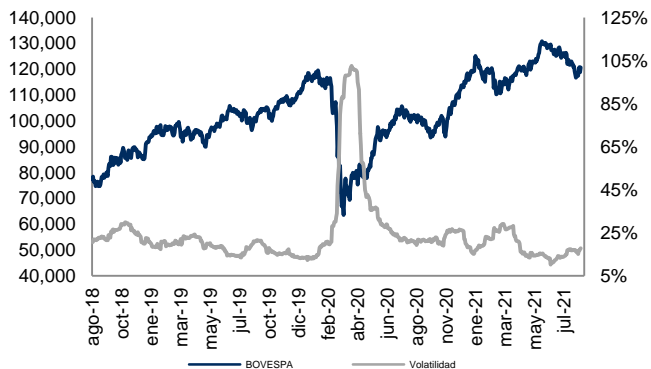
S&P 500 (EUA) Cierre: 4,509.37 Volat: 10.2%



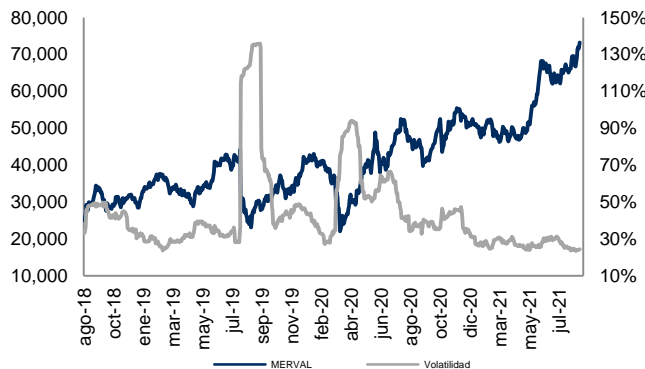
NASDAQ (EUA) Cierre: 15,129.50 Volat: 11.7%



BOVESPA (Sao Paulo) Cierre: 120,616.07 Volat: 17.8%



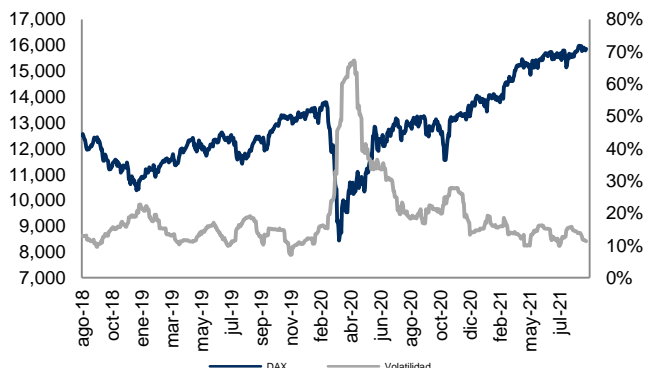
MERVAL (Buenos Aires) Cierre: 73,200.77 Volat: 24.5%



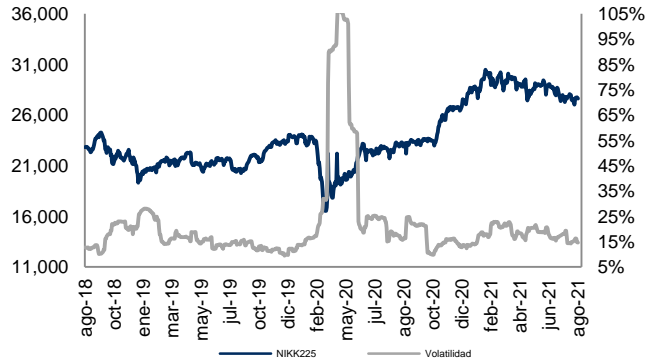
FTSE-100 (Londres) Cierre: 7,148.01 Volat: 11.8%



DAX (Frankfurt) Cierre: 15,851.75 Volat: 11.4%



NIKKEI-225 (Tokio) Cierre: 27,641.14 Volat: 14.6%



Índice	Rend. 7d	Rend. 30d	Rend. Año
S&P 500	1.52%	2.47%	20.06%
NASDAQ	2.82%	2.49%	17.39%
BOVESPA	5.66%	-5.98%	1.28%
MERVAL	7.71%	9.14%	23.40%
FTSE100	1.85%	0.83%	11.41%
DAX	1.06%	1.39%	11.54%
NIKK225	2.30%	0.30%	-5.27%
IPC	2.98%	0.78%	17.16%
DJI	0.96%	1.50%	15.84%
CAC40	1.64%	0.69%	16.19%
HANGSENG	2.30%	-0.34%	-6.82%
TSE300	3.24%	1.38%	19.54%
IBEX	0.86%	1.74%	6.67%

Cifras al 27 de agosto de 2021. Índices en USD.

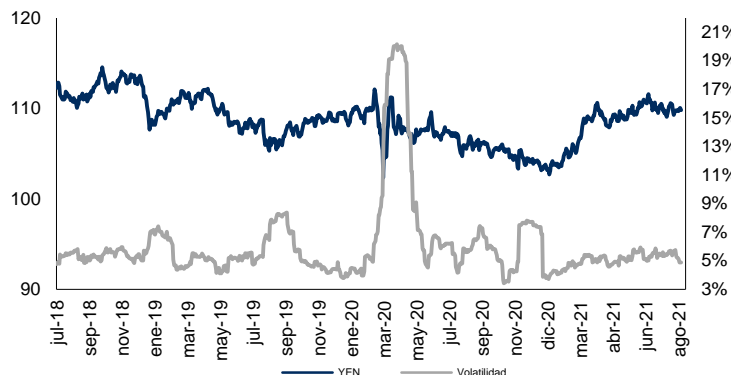


Monitor de Divisas

Euro (€) Cierre: 0.85 Volat: 4.1%



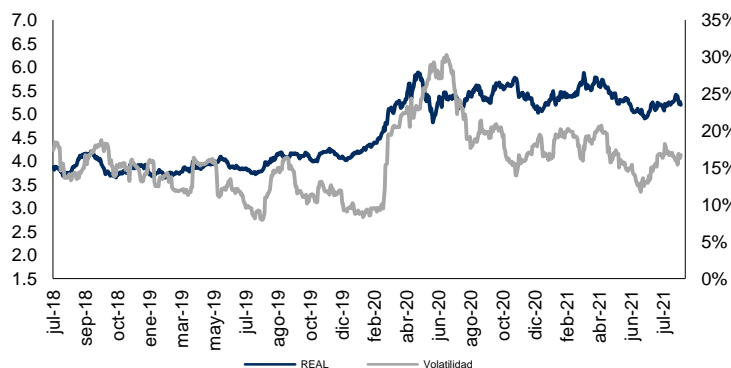
Yen Japonés (¥) Cierre: 109.81 Volat: 4.9%



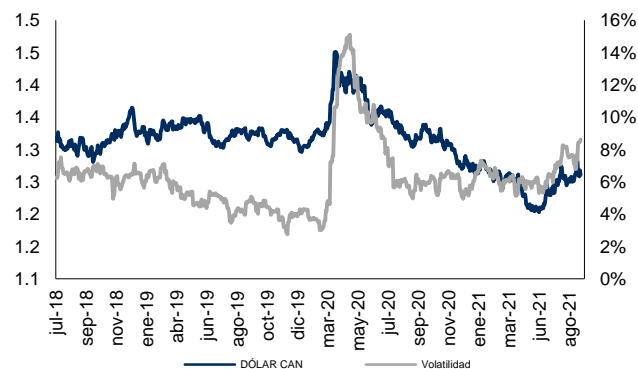
Libra Esterlina (£) Cierre: 0.73 Volat: 6.6%



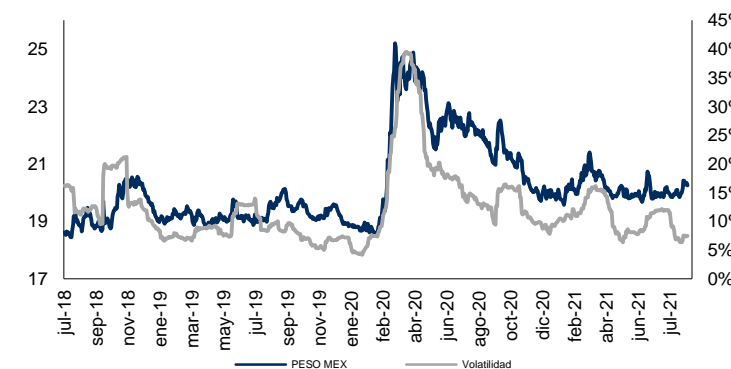
Real Brasileño Cierre: 5.20 Volat: 16.7%



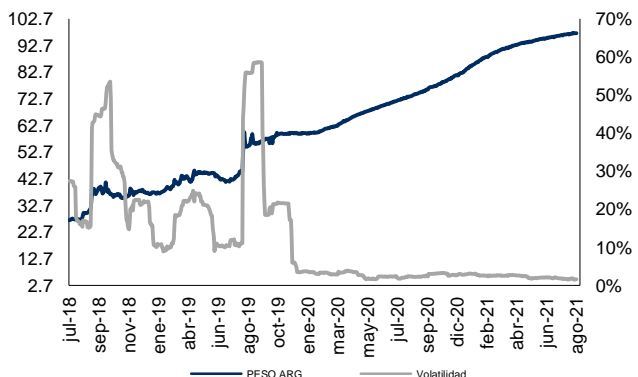
Dólar Canadiense Cierre: 1.26 Volat: 8.6%



Peso Mexicano Cierre: 20.26 Volat: 7.4%



Peso Argentino Cierre: 97.36 Volat: 1.5%



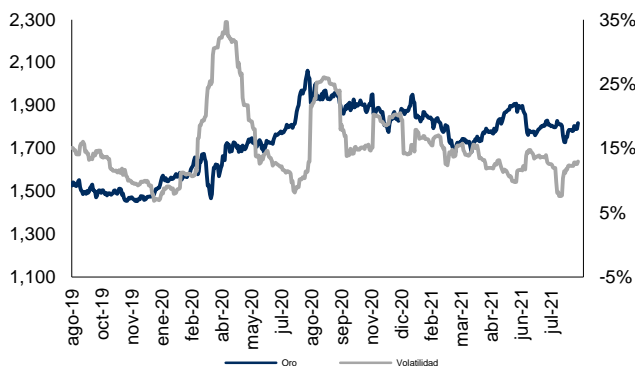
Moneda	Ultimo	7d	30d	Acumulado
Euro	0.85	0.79%	-0.41%	-3.47%
Yen	109.81	-0.03%	0.08%	-5.95%
Libra	0.73	0.99%	-1.02%	0.70%
Real	5.20	3.50%	-1.56%	-0.07%
Dólar Can	1.26	1.71%	-0.66%	0.94%
Peso Mex	20.26	0.80%	-1.61%	-1.79%
Peso Arg	97.36	-0.15%	-0.77%	-13.64%

Cifras al 27 de agosto de 2021. Cotizaciones con respecto al USD.

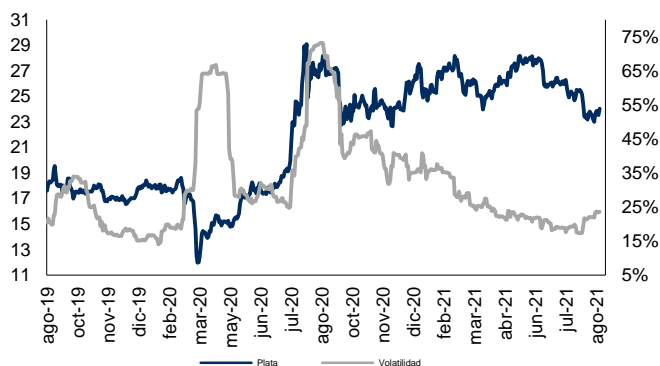


Monitor de Metales y Otros Commodities

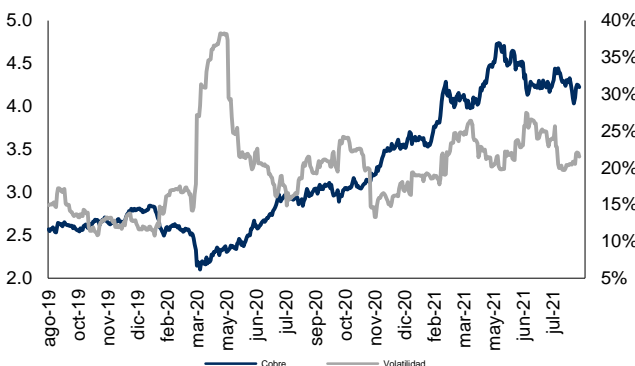
Oro (USD / T. Oz.) Cierre: 1,817.704 Volat: 13.0%



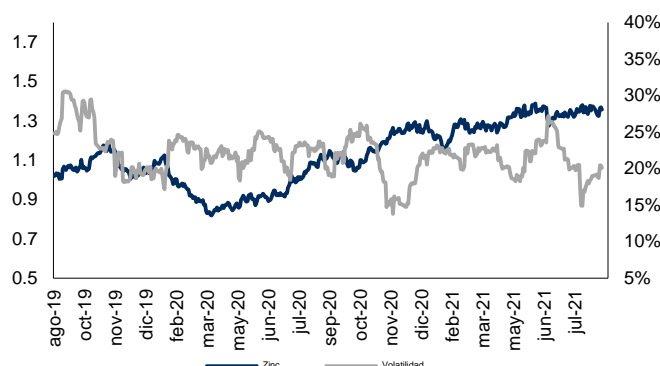
Plata (USD / T. Oz.) Cierre: 24.041 Volat: 23.6%



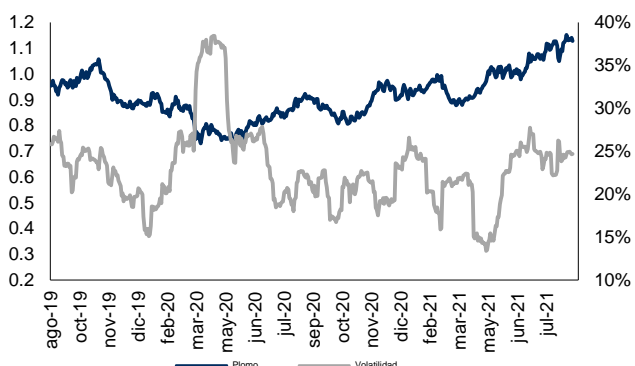
Cobre (USD / libra) Cierre: 4.225 Volat.: 21.5%



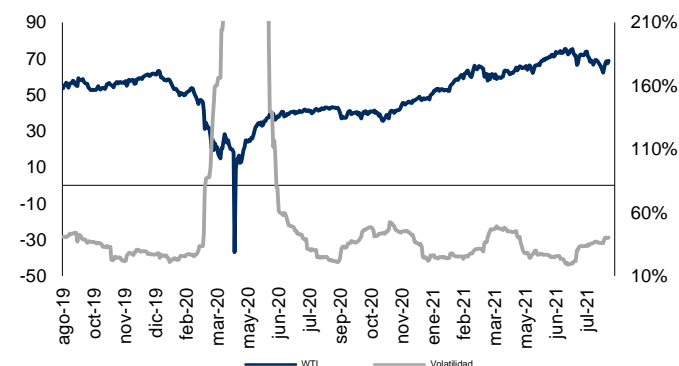
Zinc (USD / libra) Cierre: 1.357 Volat: 20.1%



Plomo (US\$ / libra) Cierre: 1.108 Volat: 24.7%



WTI (US\$ / barril) Cierre: 68.860 Volat: 40.5%



Acero (Indice) Cierre: 471.107 Volat: 17.8%



Metal	Ultimo	7d	30d	Acumulado
Oro	1817.70	2.02%	0.62%	-4.24%
Plata	24.04	4.48%	-3.70%	-8.84%
Cobre	4.23	4.73%	-4.36%	18.90%
Plomo	1.11	-0.99%	3.31%	23.39%
Zinc	1.36	1.33%	0.77%	8.23%
WTI	68.86	10.53%	-4.92%	42.36%
Acero	471.11	3.73%	-0.14%	23.35%