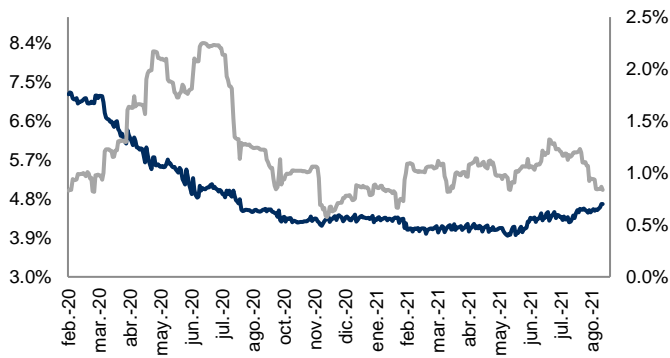


# Monitor de Mercados Financieros

## ABs y Volatilidad

Cierre: 4.7%

Volat: 0.8%



## Tipo Cambio y Volatilidad

Cierre: 19.8670

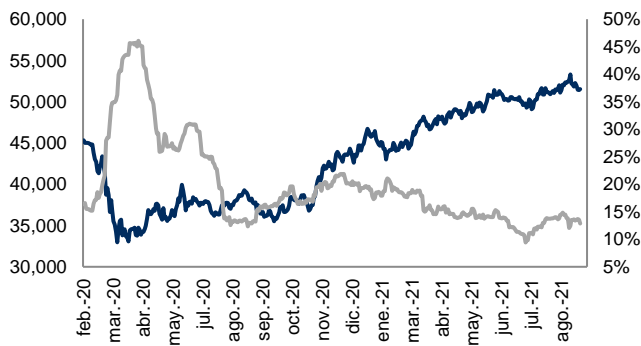
Volat: 7.4%



## IPC y Volatilidad

Cierre: 51,521.79

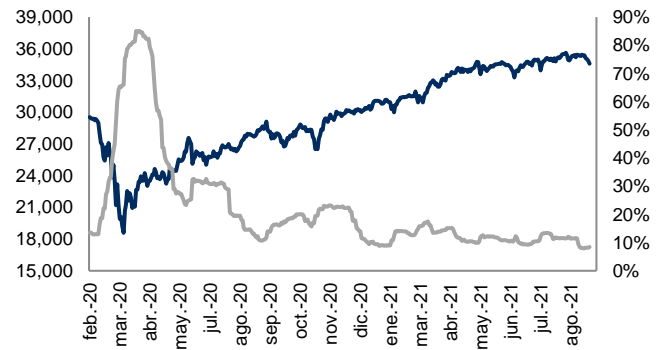
Volat: 12.8%



## DJI y Volatilidad

Cierre: 34,607.72

Volat: 8.4%



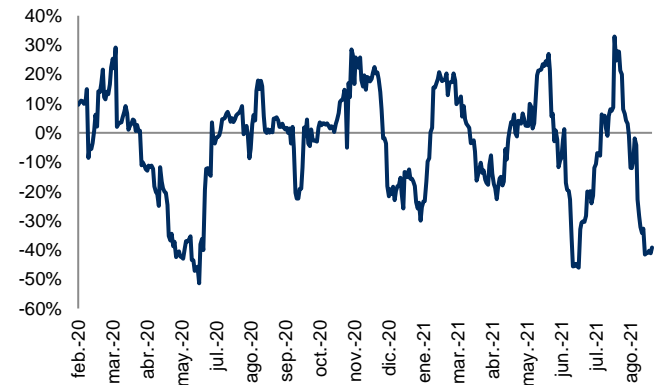
## Correlación entre IPC y DJI

Correl: 29.5%



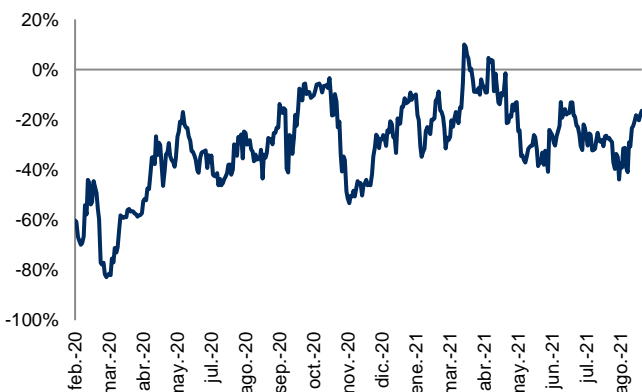
## Correlación entre Tipo Cambio y ABs

Correl: -39.2%



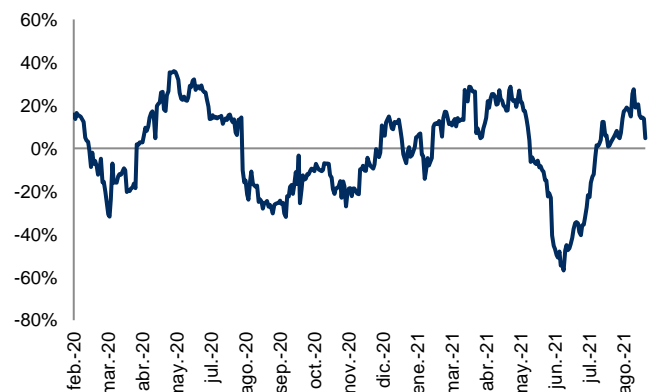
## Correlación entre IPC y Tipo Cambio

Correl: -16.4%



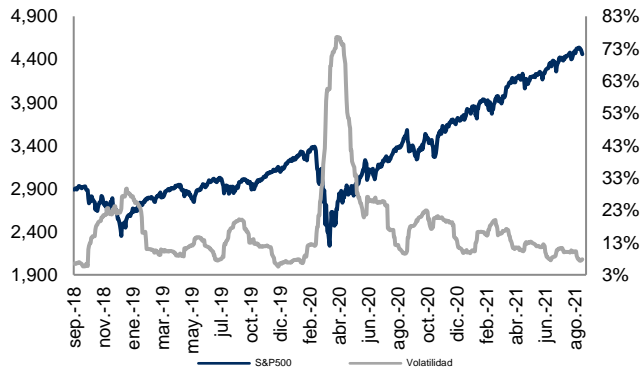
## Correlación entre IPC y Abs

Correl: 4.7%

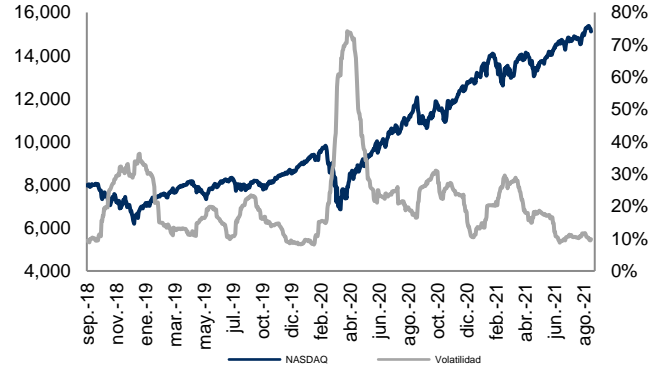


# Monitor de Mercados

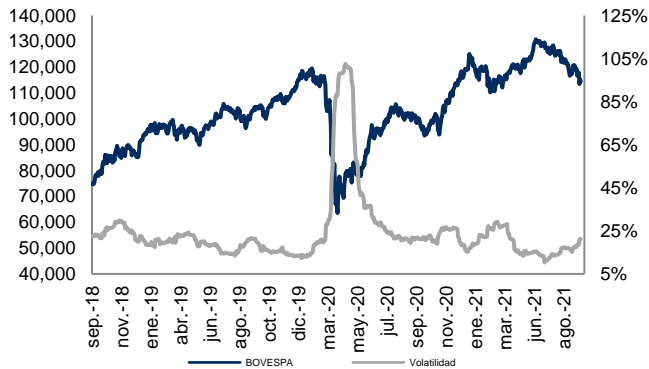
**S&P 500 (EUA)** Cierre: 4,458.58 Volat: 7.8%



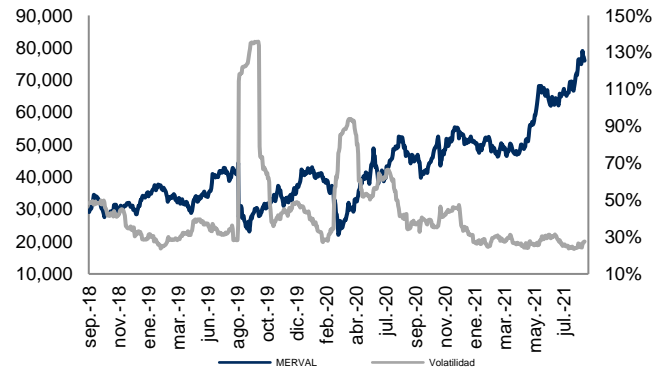
**NASDAQ (EUA)** Cierre: 15,115.49 Volat: 9.9%



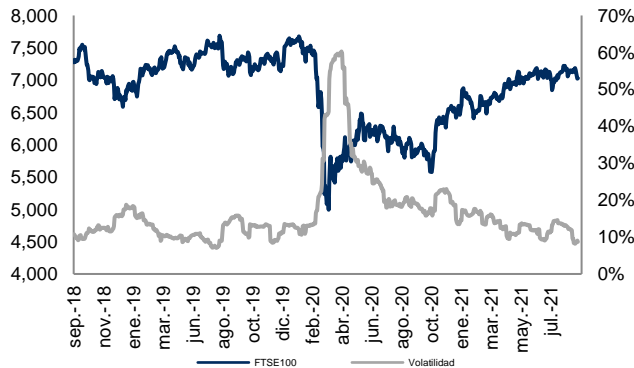
**BOVESPA (Sao Paulo)** Cierre: 114,454.68 Volat: 21.3%



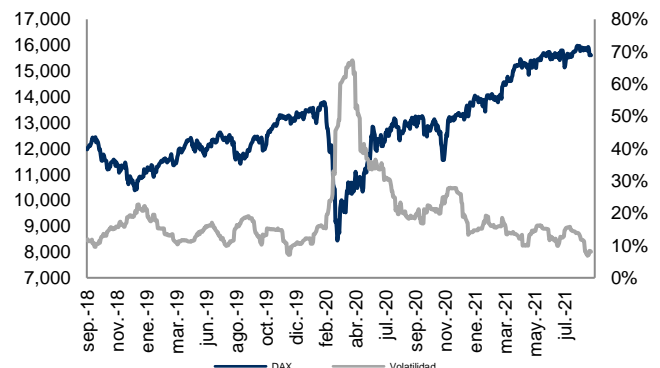
**MERVAL (Buenos Aires)** Cierre: 76,005.92 Volat: 27.6%



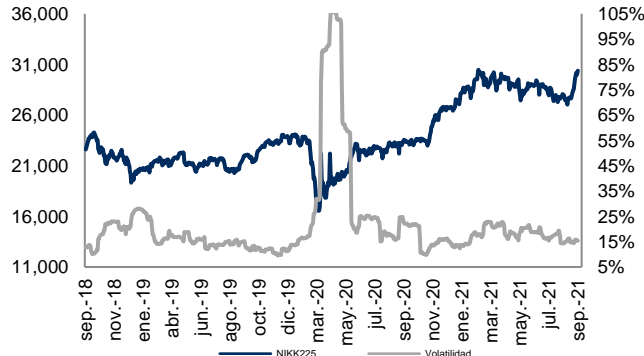
**FTSE-100 (Londres)** Cierre: 7,029.20 Volat: 8.7%



**DAX (Frankfurt)** Cierre: 15,609.81 Volat: 8.0%



**NIKKEI-225 (Tokio)** Cierre: 30,381.84 Volat: 15.4%



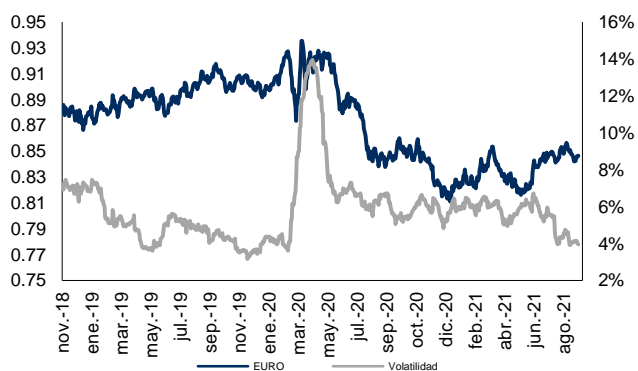
Índice	Rend. 7d	Rend. 30d	Rend. Año
S&P 500	-1.69%	0.24%	18.70%
NASDAQ	-1.61%	2.37%	17.28%
BOVESPA	-3.04%	-6.98%	-5.17%
MERVAL	1.24%	8.00%	27.17%
FTSE100	-1.74%	-2.89%	10.12%
DAX	-1.61%	-0.76%	10.00%
NIKK225	4.14%	8.78%	4.06%
IPC	-0.44%	0.61%	16.77%
DJI	-2.15%	-2.47%	13.07%
CAC40	-0.92%	-2.24%	16.05%
HANGSENG	1.07%	-1.70%	-3.79%
TSE300	-2.04%	-0.99%	18.85%
IBEX	-2.42%	-2.53%	4.12%

Cifras al 10 de septiembre de 2021. Índices en USD.

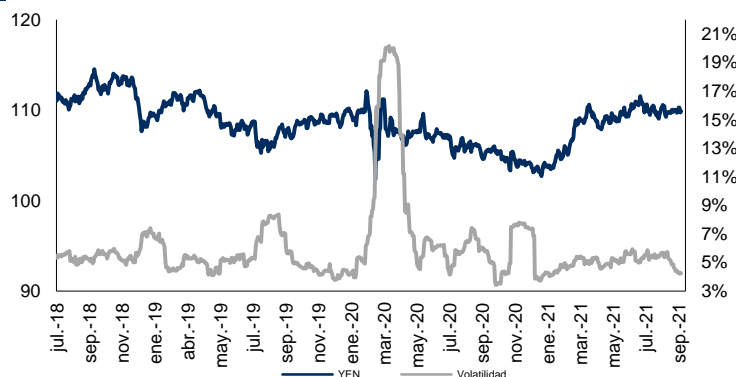


# Monitor de Divisas

**Euro (€)** Cierre: 0.85 Volat: 4.0%



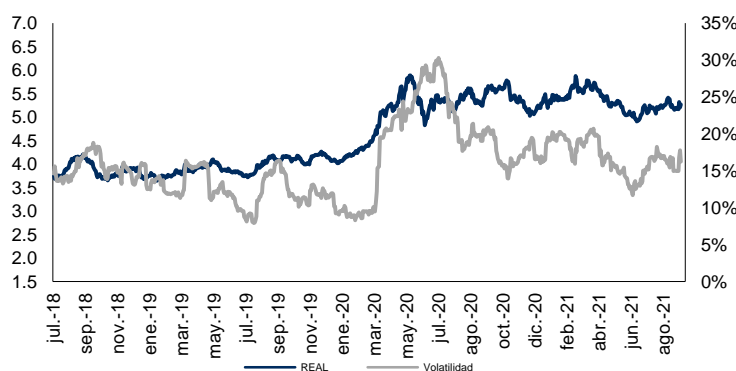
**Yen Japonés (¥)** Cierre: 109.87 Volat: 4.2%



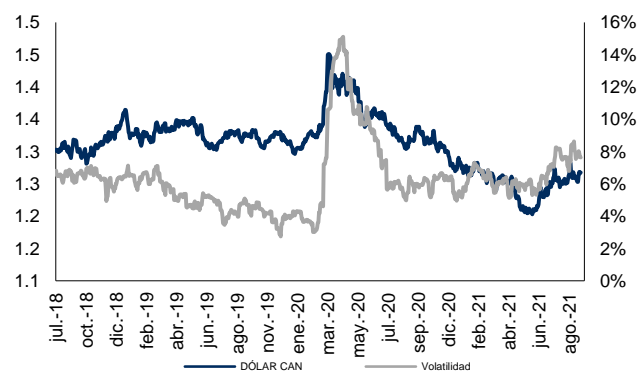
**Libra Esterlina (£)** Cierre: 0.72 Volat: 5.7%



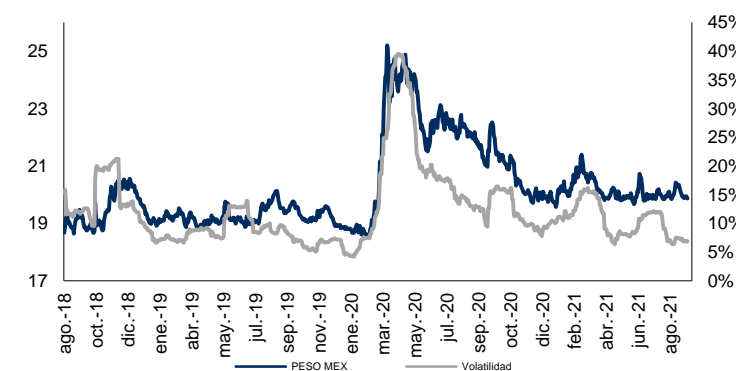
**Real Brasileño** Cierre: 5.27 Volat: 16.2%



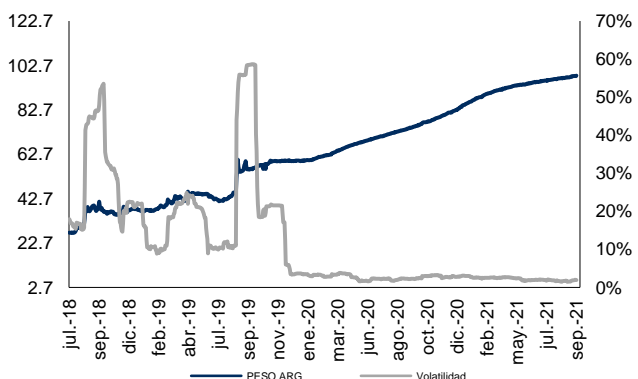
**Dólar Canadiense** Cierre: 1.27 Volat: 7.6%



**Peso Mexicano** Cierre: 19.86 Volat: 6.9%



**Peso Argentino** Cierre: 98.10 Volat: 2.0%



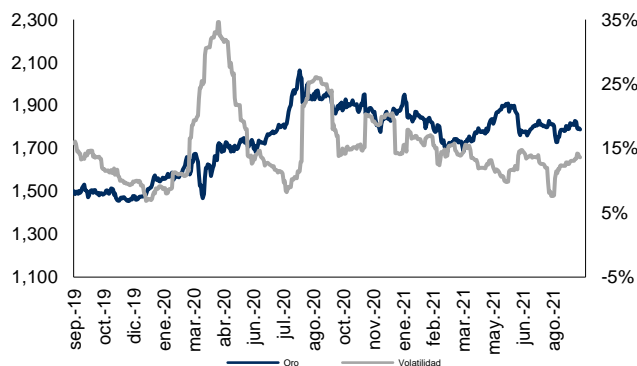
Moneda	Ultimo	7d	30d	Acumulado
<b>Euro</b>	0.85	-0.53%	0.61%	-3.32%
<b>Yen</b>	109.87	-0.15%	0.50%	-6.00%
<b>Libra</b>	0.72	-0.22%	-0.25%	1.21%
<b>Real</b>	5.27	-1.29%	-0.81%	-1.39%
<b>Dólar Can</b>	1.27	-1.14%	-1.36%	0.42%
<b>Peso Mex</b>	19.86	0.16%	0.39%	0.15%
<b>Peso Arg</b>	98.10	-0.24%	-1.28%	-14.29%

Cifras al 10 de septiembre de 2021. Cotizaciones con respecto al USD.

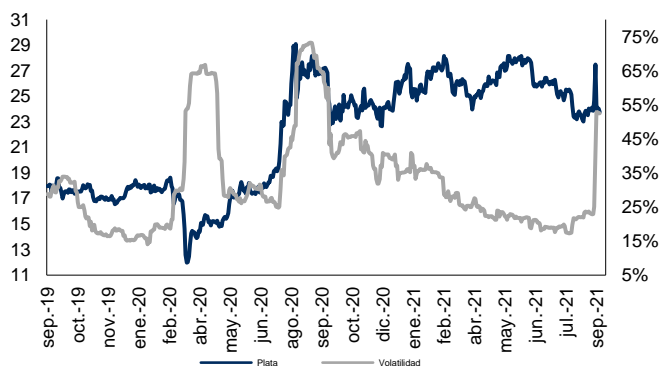


# Monitor de Metales y Otros Commodities

**Oro (USD / T. Oz.)** Cierre: 1,787.996 Volat: 13.6%



**Plata (USD / T. Oz.)** Cierre: 23.753 Volat: 52.5%



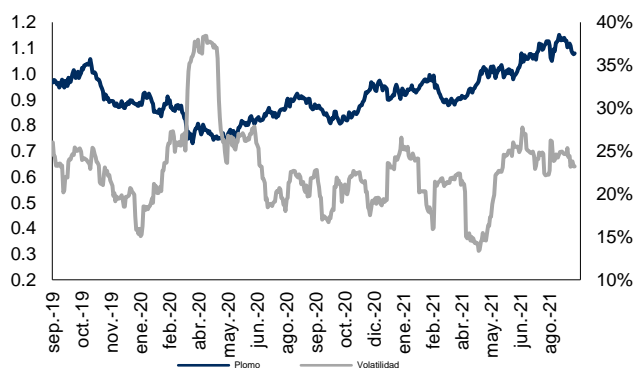
**Cobre (USD / libra)** Cierre: 4.250 Volat.: 20.1%



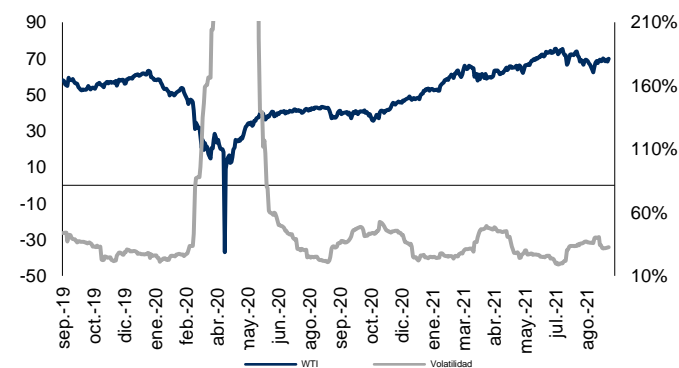
**Zinc (USD / libra)** Cierre: 1.388 Volat: 18.8%



**Plomo (US\$ / libra)** Cierre: 1.060 Volat: 23.2%



**WTI (US\$ / barril)** Cierre: 69.840 Volat: 32.6%



**Acero (Indice)** Cierre: 498.574 Volat: 17.5%



Metal	Ultimo	7d	30d	Acumulado
Oro	1788.00	-2.18%	2.05%	-5.80%
Plata	23.75	-3.80%	0.92%	-9.93%
Cobre	4.25	0.05%	-1.32%	19.60%
Plomo	1.06	-3.43%	0.85%	17.96%
Zinc	1.39	3.10%	2.40%	10.72%
WTI	69.84	0.69%	0.71%	44.39%
Acero	498.57	4.39%	5.93%	30.55%