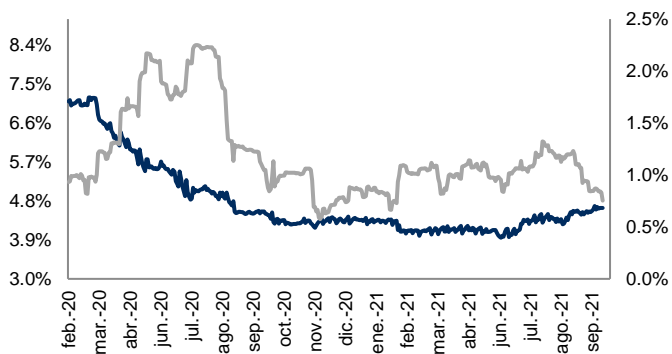
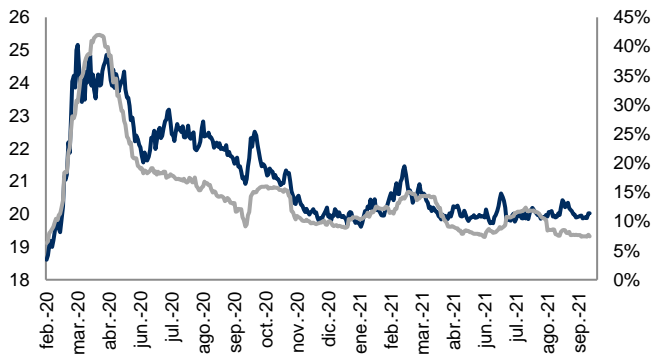


Monitor de Mercados Financieros

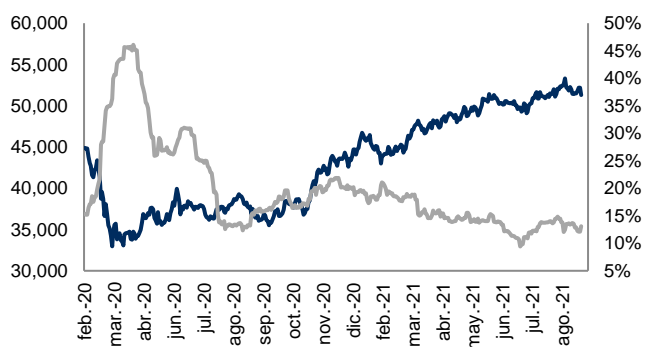
ABs y Volatilidad Cierre: 4.6% Volat: 0.8%



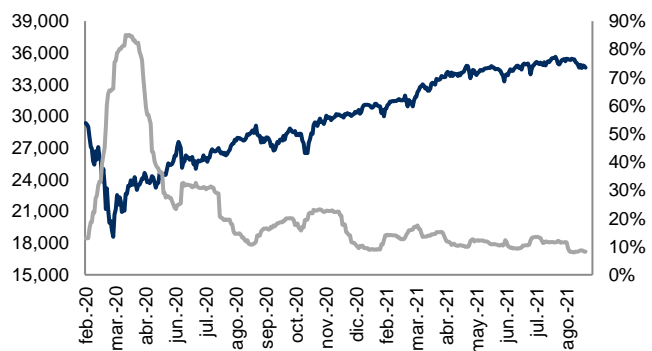
Tipo Cambio y Volatilidad Cierre: 20.0290 Volat: 7.4%



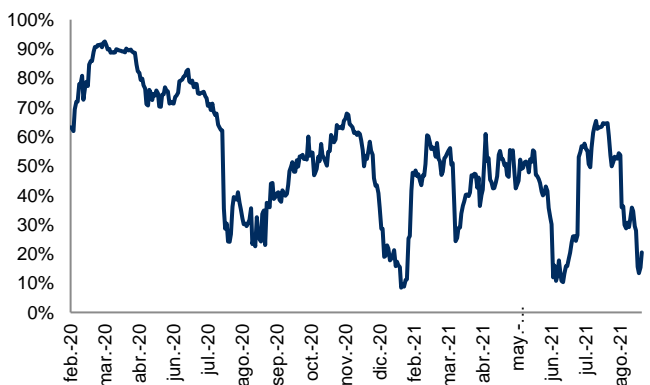
IPC y Volatilidad Cierre: 51,307.71 Volat: 13.1%



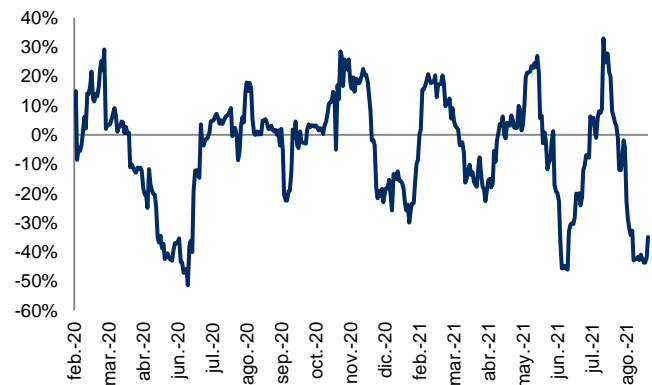
DJI y Volatilidad Cierre: 34,584.88 Volat: 8.2%



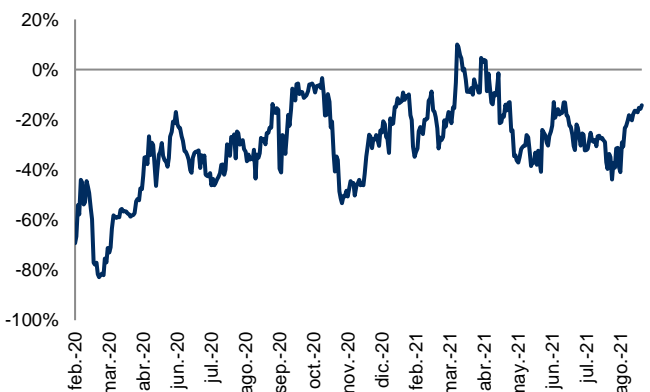
Correlación entre IPC y DJI Correl: 20.5%



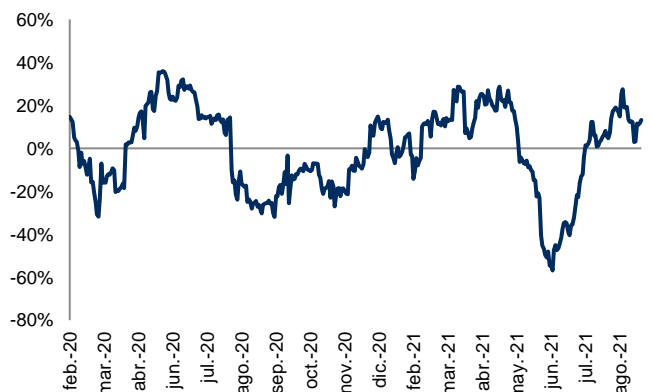
Correlación entre Tipo Cambio y ABs Correl: -34.9%



Correlación entre IPC y Tipo Cambio Correl: -14.2%

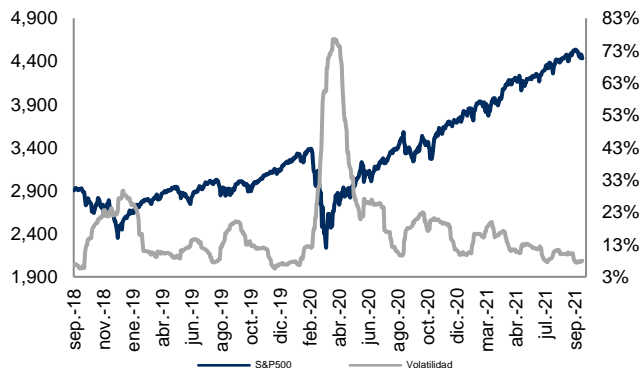


Correlación entre IPC y Abs Correl: 13.3%

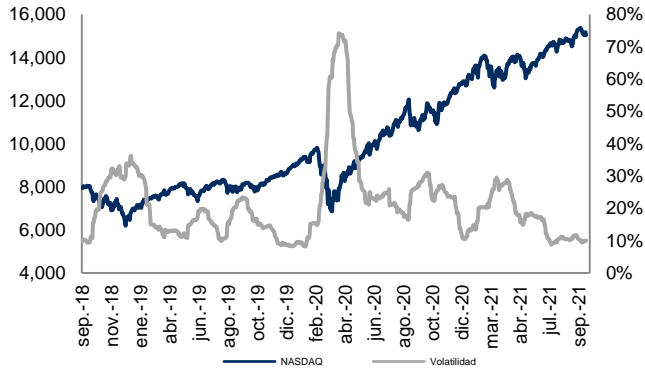


Monitor de Mercados

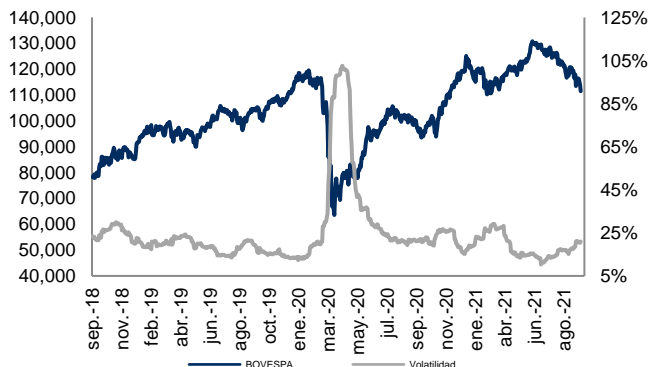
S&P 500 (EUA) Cierre: 4,432.99 Volat: 8.0%



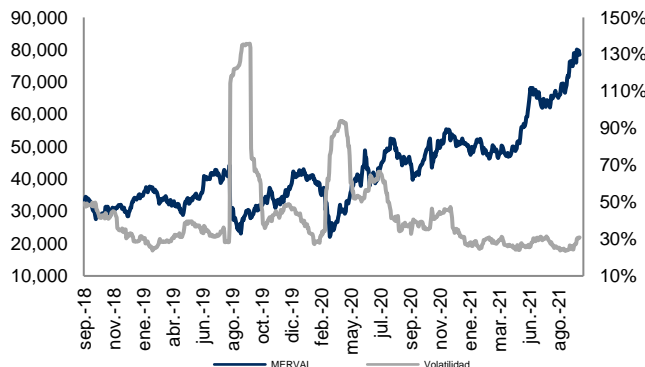
NASDAQ (EUA) Cierre: 15,043.97 Volat: 10.1%



BOVESPA (Sao Paulo) Cierre: 111,439.37 Volat: 21.0%



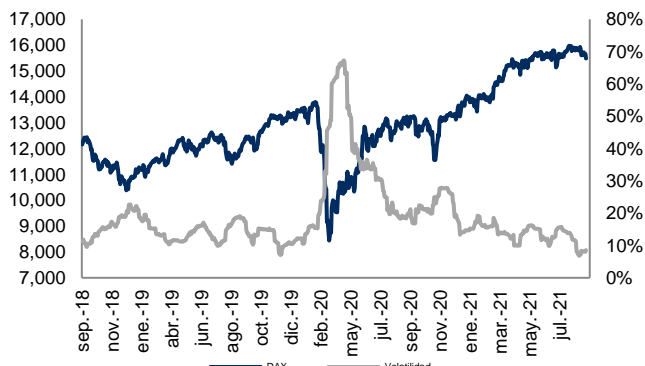
MERVAL (Buenos Aires) Cierre: 78,512.09 Volat: 30.8%



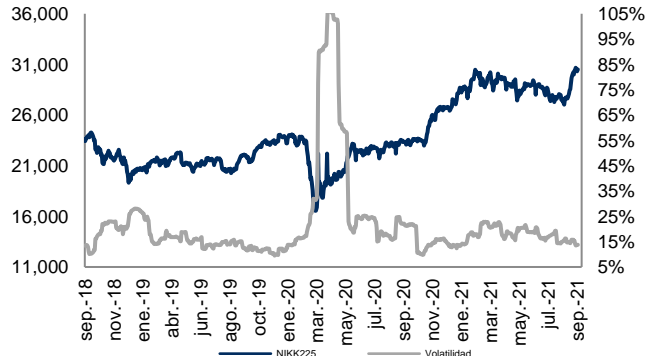
FTSE-100 (Londres) Cierre: 6,963.64 Volat: 8.8%



DAX (Frankfurt) Cierre: 15,490.17 Volat: 8.5%



NIKKEI-225 (Tokio) Cierre: 30,500.05 Volat: 13.7%



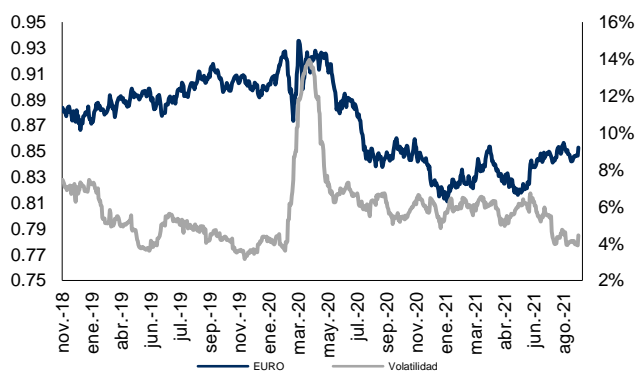
Índice	Rend. 7d	Rend. 30d	Rend. Año
S&P 500	-0.57%	0.74%	18.02%
NASDAQ	-0.47%	3.57%	16.73%
BOVESPA	-3.03%	-2.77%	-8.05%
MERVAL	3.24%	15.95%	31.29%
FTSE100	-1.60%	-2.97%	8.36%
DAX	-1.50%	-2.84%	8.36%
NIKK225	0.31%	10.37%	4.38%
IPC	-1.05%	-1.22%	15.54%
DJI	-0.07%	-1.07%	13.00%
CAC40	-2.13%	-2.81%	13.58%
HANGSENG	-4.95%	-3.58%	-8.55%
TSE300	-1.39%	0.03%	17.19%
IBEX	0.01%	-2.19%	4.13%

Cifras al 17 de septiembre de 2021. Índices en USD.

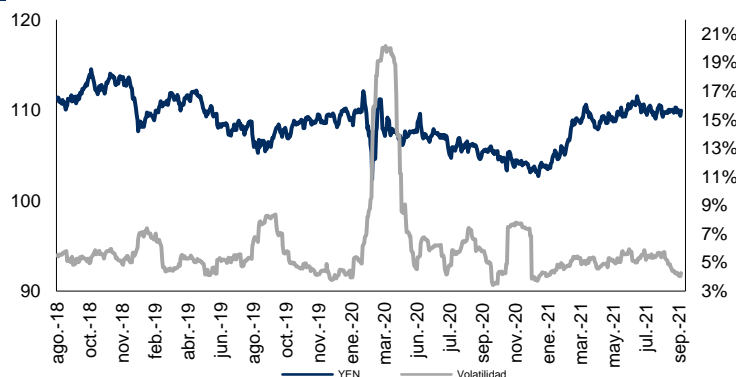


Monitor de Divisas

Euro (€) Cierre: 0.85 Volat: 4.4%



Yen Japonés (¥) Cierre: 109.96 Volat: 4.3%



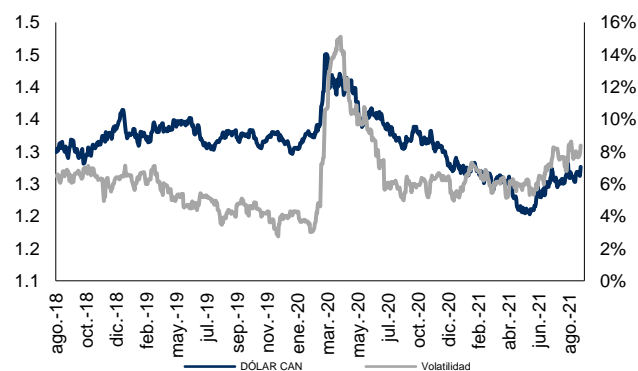
Libra Esterlina (£) Cierre: 0.73 Volat: 6.1%



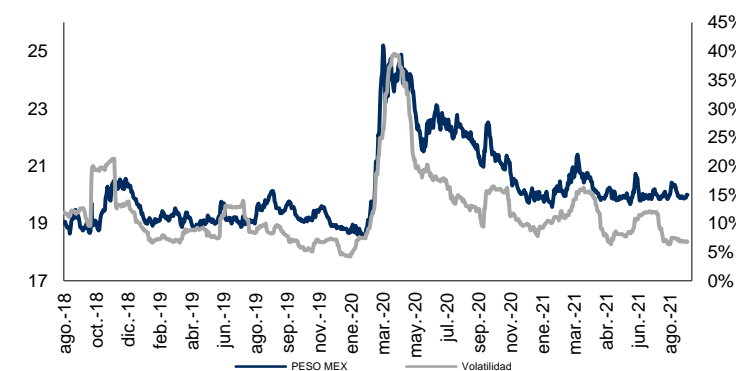
Real Brasileño Cierre: 5.29 Volat: 16.2%



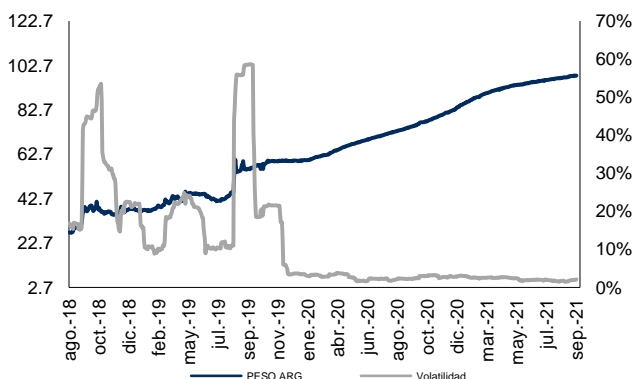
Dólar Canadiense Cierre: 1.28 Volat: 8.4%



Peso Mexicano Cierre: 19.99 Volat: 6.8%



Peso Argentino Cierre: 98.15 Volat: 2.1%



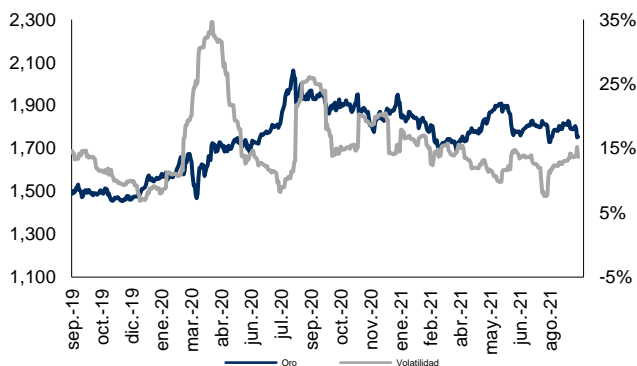
Moneda	Ultimo	7d	30d	Acumulado
Euro	0.85	-0.74%	0.15%	-4.04%
Yen	109.96	-0.08%	-0.17%	-6.07%
Libra	0.73	-0.67%	-0.10%	0.53%
Real	5.29	-0.40%	1.77%	-1.79%
Dólar Can	1.28	-0.70%	-0.89%	-0.29%
Peso Mex	19.99	-0.64%	0.04%	-0.49%
Peso Arg	98.15	-0.06%	-0.91%	-14.34%

Cifras al 17 de septiembre de 2021. Cotizaciones con respecto al USD.

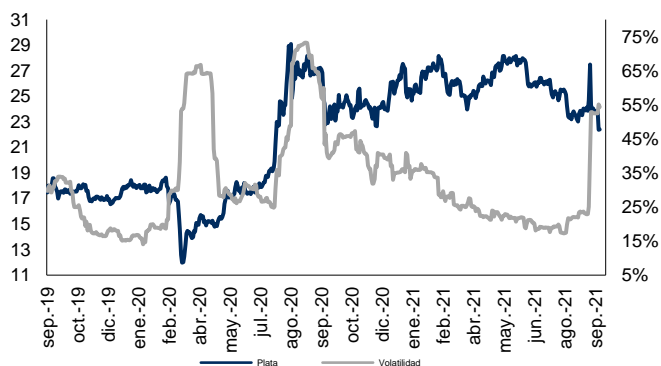


Monitor de Metales y Otros Commodities

Oro (USD / T. Oz.) Cierre: 1,754.157 Volat: 13.7%



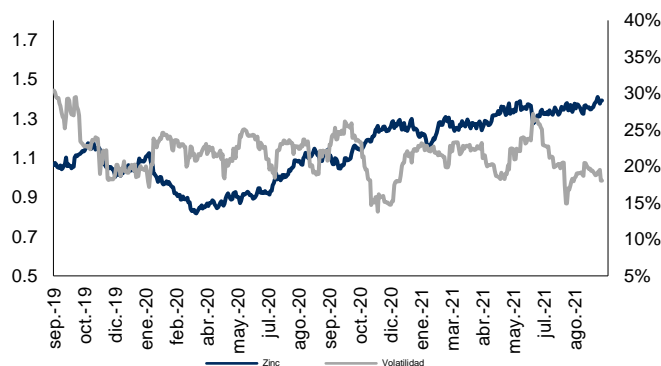
Plata (USD / T. Oz.) Cierre: 22.393 Volat: 54.3%



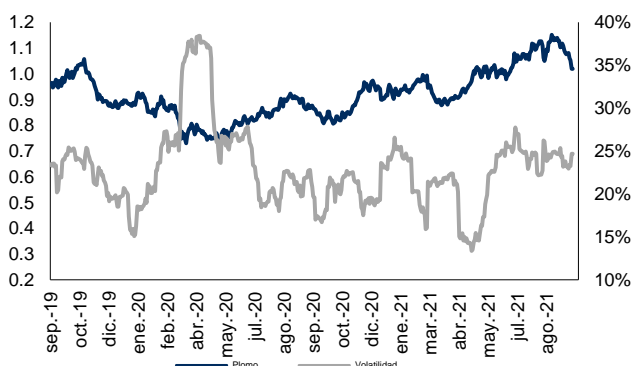
Cobre (USD / libra) Cierre: 4.240 Volat.: 22.0%



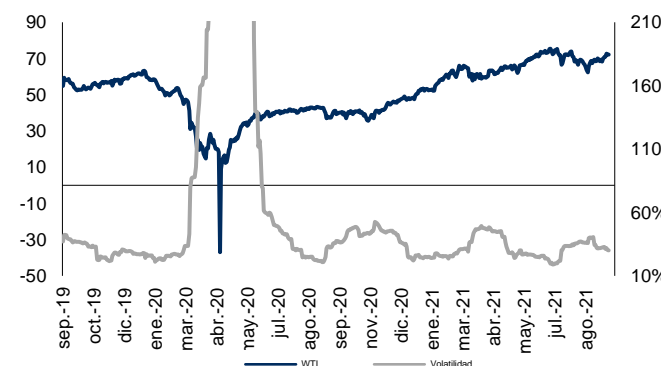
Zinc (USD / libra) Cierre: 1.392 Volat: 18.1%



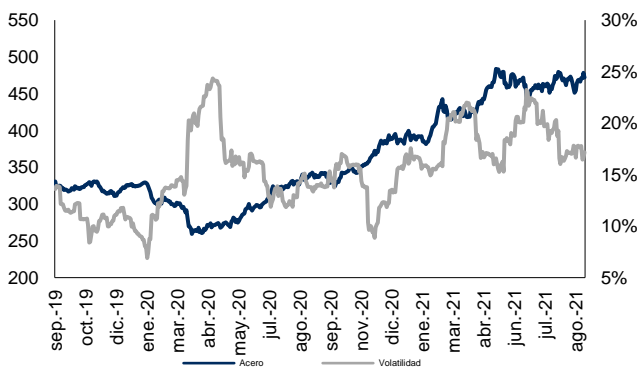
Plomo (US\$ / libra) Cierre: 0.999 Volat: 24.7%



WTI (US\$ / barril) Cierre: 72.110 Volat: 30.1%



Acero (Indice) Cierre: 484.391 Volat: 19.2%



Metal	Ultimo	7d	30d	Acumulado
Oro	1754.16	-1.89%	-1.83%	-7.58%
Plata	22.39	-5.73%	-4.55%	-15.09%
Cobre	4.24	-0.22%	1.32%	19.33%
Plomo	1.00	-5.70%	-10.00%	11.24%
Zinc	1.39	0.28%	2.10%	11.02%
WTI	72.11	3.25%	10.24%	49.08%
Acero	484.39	-2.84%	6.07%	26.83%

