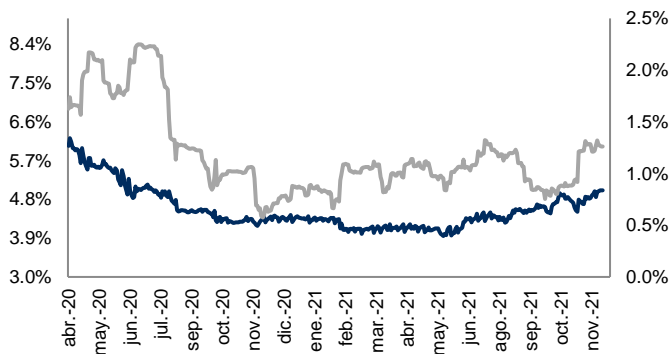
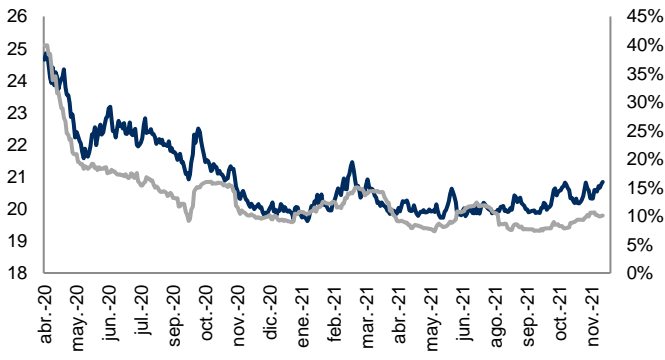


Monitor de Mercados Financieros

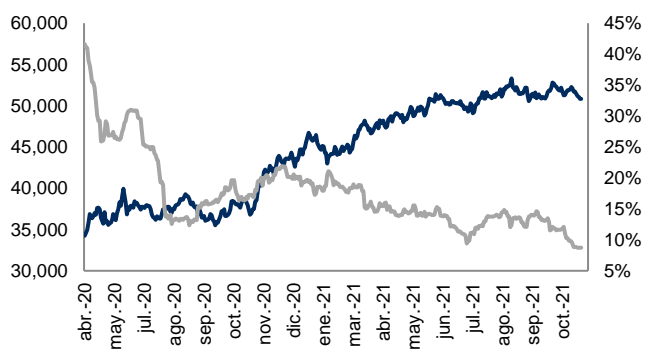
ABs y Volatilidad Cierre: 5.0% Volat: 1.3%



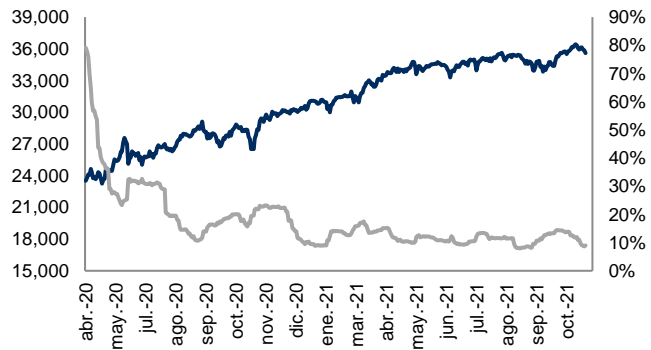
Tipo Cambio y Volatilidad Cierre: 20.8440 Volat: 10.1%



IPC y Volatilidad Cierre: 50,811.30 Volat: 8.7%



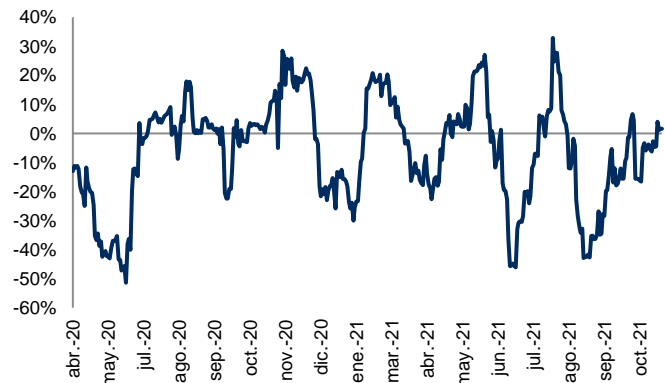
DJI y Volatilidad Cierre: 35,601.98 Volat: 9.0%



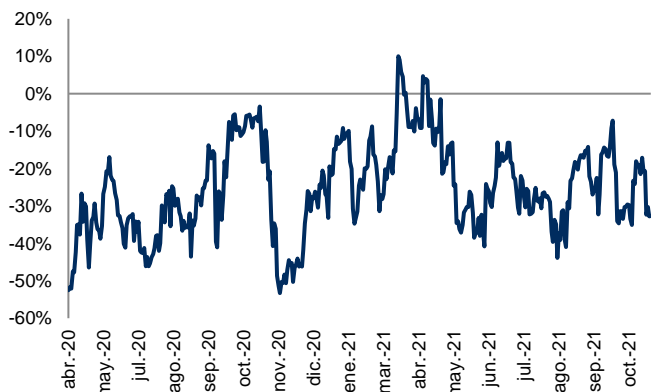
Correlación entre IPC y DJI Correl: 25.6%



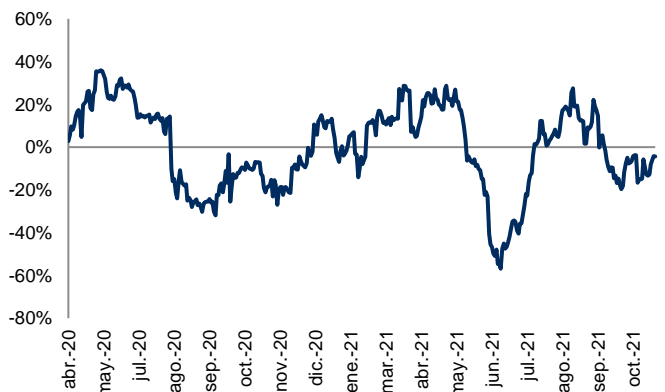
Correlación entre Tipo Cambio y ABs Correl: 1.6%



Correlación entre IPC y Tipo Cambio Correl: -32.7%

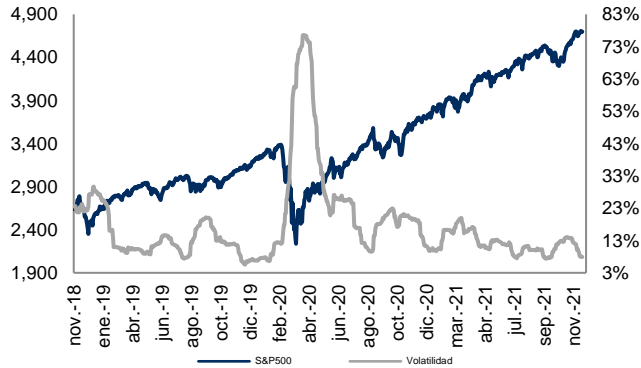


Correlación entre IPC y Abs Correl: -4.3%

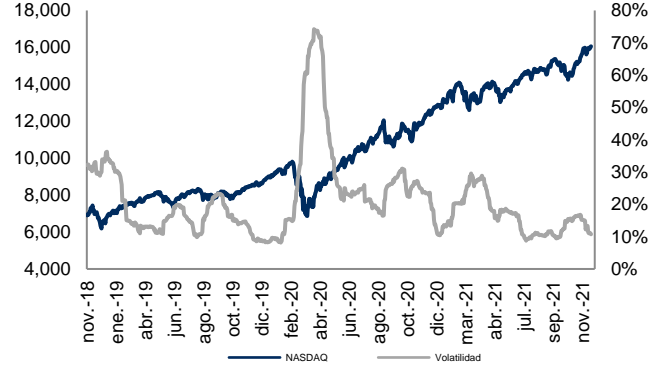


Monitor de Mercados

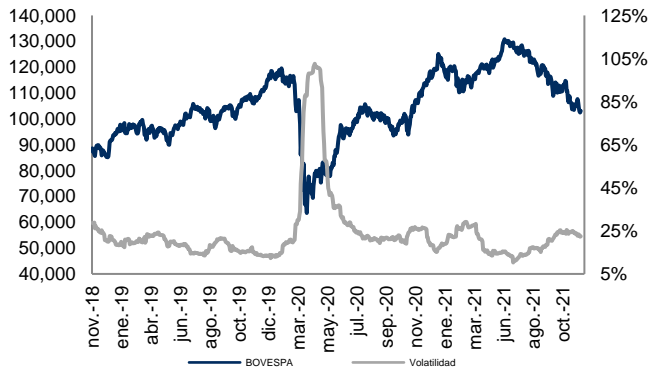
S&P 500 (EUA) Cierre: 4,697.96 Volat: 7.9%



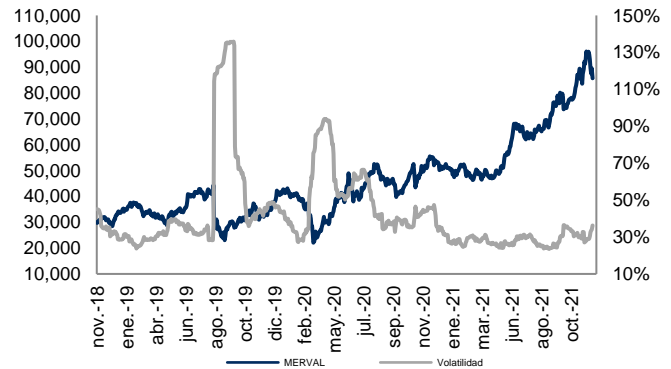
NASDAQ (EUA) Cierre: 16,057.44 Volat: 10.7%



BOVESPA (Sao Paulo) Cierre: 103,108.61 Volat: 22.4%



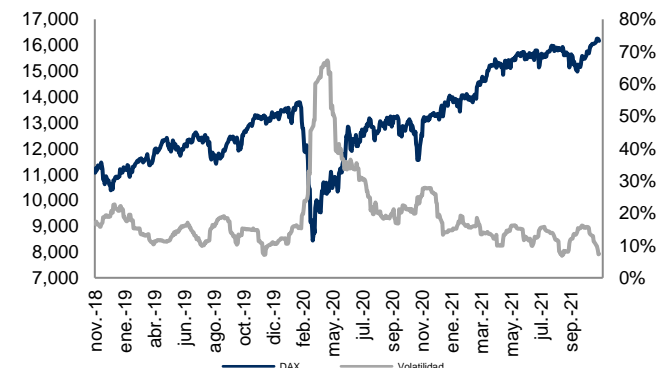
MERVAL (Buenos Aires) Cierre: 85,695.15 Volat: 36.3%



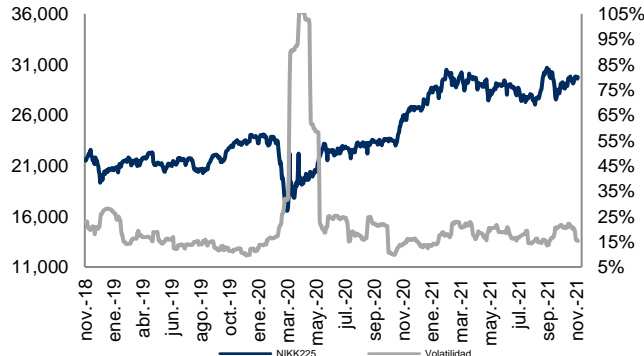
FTSE-100 (Londres) Cierre: 7,223.57 Volat: 7.1%



DAX (Frankfurt) Cierre: 16,159.97 Volat: 7.4%



NIKKEI-225 (Tokio) Cierre: 29,745.87 Volat: 15.3%



Índice	Rend. 7d	Rend. 30d	Rend. Año
S&P 500	0.32%	3.57%	25.08%
NASDAQ	1.24%	6.19%	24.59%
BOVESPA	-6.74%	-7.40%	-19.73%
MERVAL	-10.00%	-2.64%	40.02%
FTSE100	-1.08%	-2.71%	10.02%
DAX	-0.99%	0.89%	8.82%
NIKK225	0.54%	2.01%	-1.79%
IPC	-2.06%	-5.94%	9.86%
DJI	-0.89%	-0.02%	16.32%
CAC40	-1.11%	2.79%	18.35%
HANGSENG	-1.08%	-4.37%	-8.17%
TSE300	-1.51%	-0.92%	24.44%
IBEX	-4.95%	-5.94%	0.16%

Cifras al 19 de noviembre de 2021. Índices en USD.

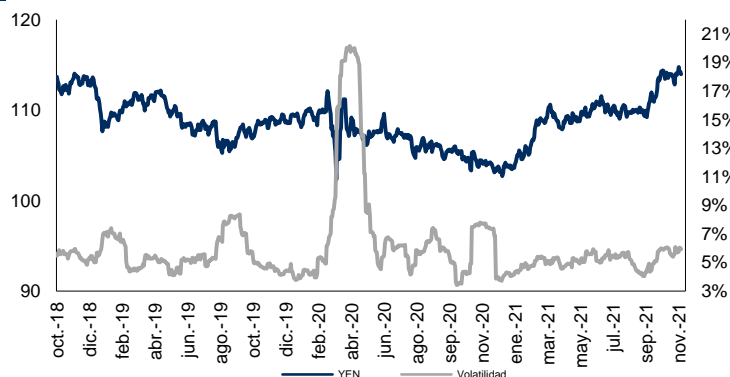


Monitor de Divisas

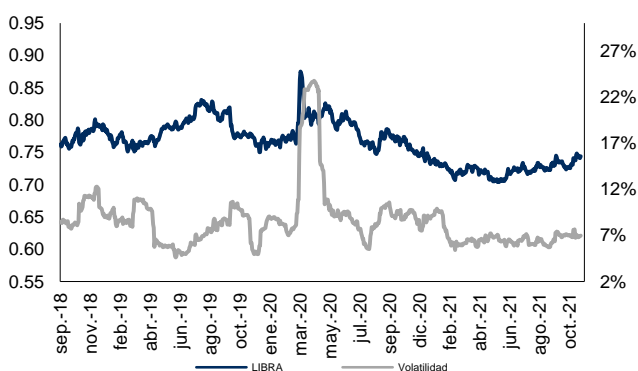
Euro (€) Cierre: 0.89 Volat: 6.6%



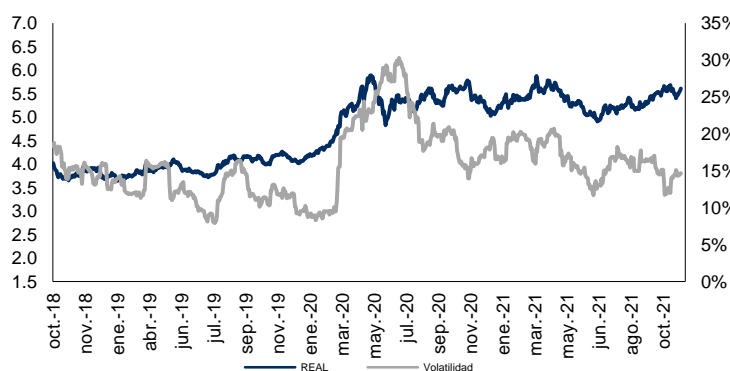
Yen Japonés (¥) Cierre: 113.98 Volat: 5.9%



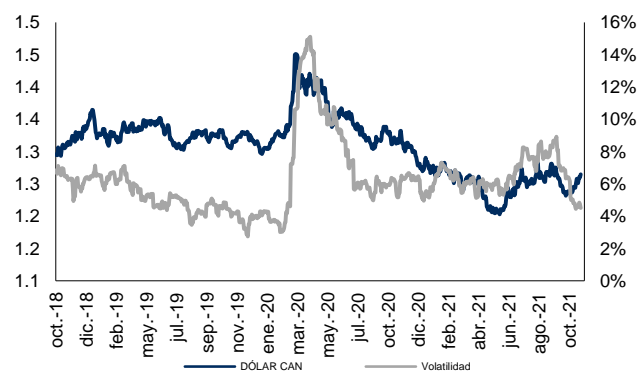
Libra Esterlina (£) Cierre: 0.74 Volat: 7.0%



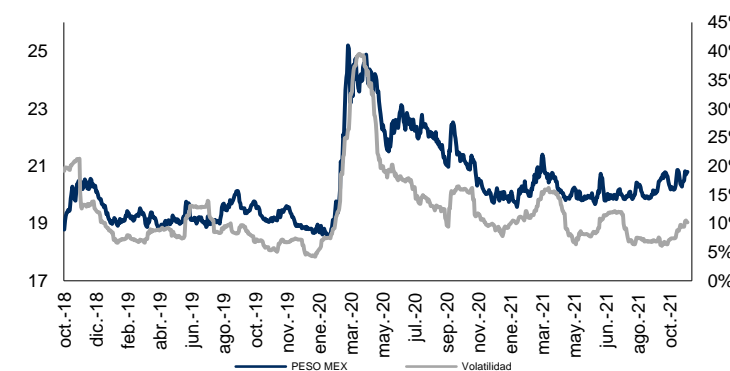
Real Brasileño Cierre: 5.61 Volat: 14.7%



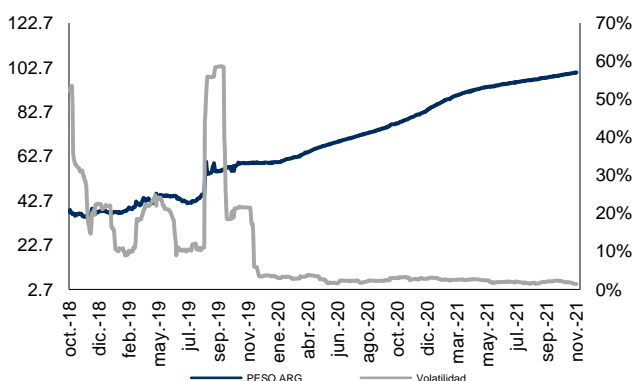
Dólar Canadiense Cierre: 1.26 Volat: 4.5%



Peso Mexicano Cierre: 20.79 Volat: 10.2%



Peso Argentino Cierre: 100.45 Volat: 1.5%



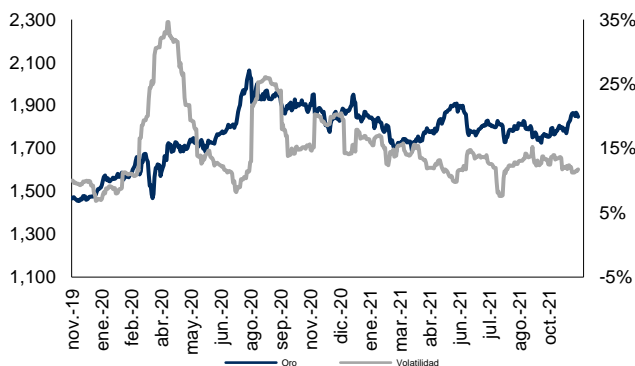
Moneda	Ultimo	7d	30d	Acumulado
Euro	0.89	-0.70%	-3.09%	-7.62%
Yen	113.98	0.12%	0.32%	-9.39%
Libra	0.74	0.22%	-2.72%	-1.60%
Real	5.61	-2.64%	-0.50%	-7.35%
Dólar Can	1.26	-1.08%	-2.61%	0.65%
Peso Mex	20.79	-1.45%	-2.95%	-4.33%
Peso Arg	100.45	-0.18%	-1.10%	-16.30%

Cifras al 19 de noviembre de 2021. Cotizaciones con respecto al USD.



Monitor de Metales y Otros Commodities

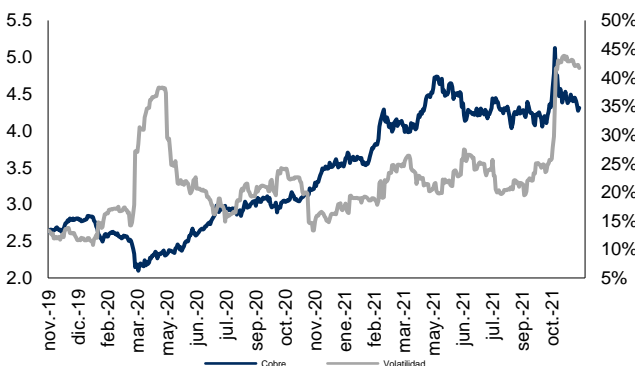
Oro (USD / T. Oz.) Cierre: 1,846.810 Volat: 11.8%



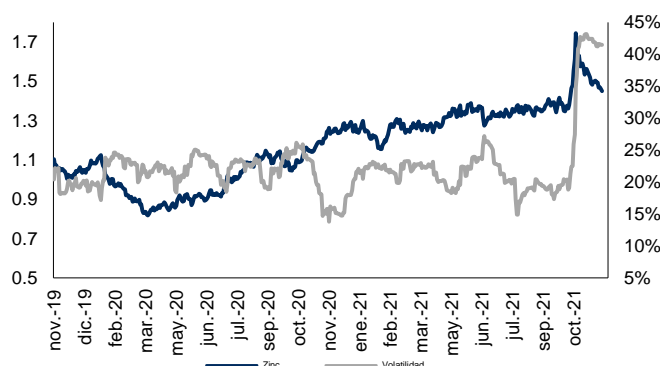
Plata (USD / T. Oz.) Cierre: 24.586 Volat: 19.9%



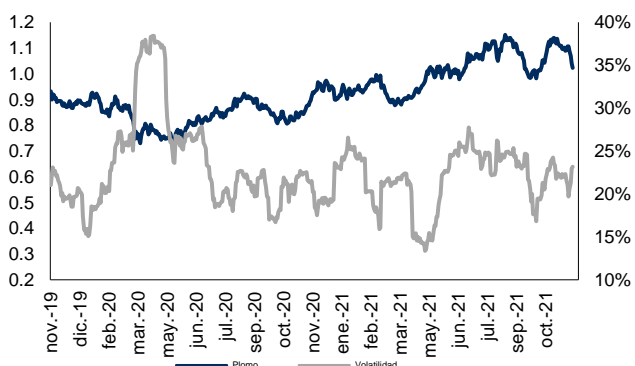
Cobre (USD / libra) Cierre: 4.313 Volat.: 41.7%



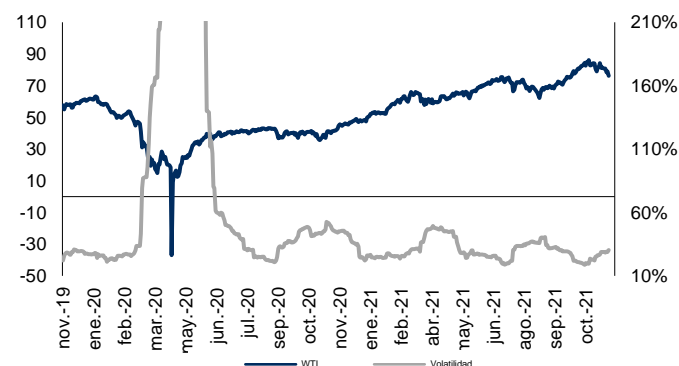
Zinc (USD / libra) Cierre: 1.450 Volat: 41.5%



Plomo (US\$ / libra) Cierre: 1.002 Volat: 23.2%



WTI (US\$ / barril) Cierre: 76.160 Volat: 30.4%



Acero (Indice) Cierre: 484.236 Volat: 26.7%



Metal	Ultimo	7d	30d	Acumulado
Oro	1846.81	-0.95%	3.65%	-2.70%
Plata	24.59	-2.75%	1.25%	-6.77%
Cobre	4.31	-3.08%	-9.33%	21.37%
Plomo	1.00	-7.80%	-7.96%	11.58%
Zinc	1.45	-2.95%	-9.08%	15.62%
WTI	76.16	-5.88%	-9.78%	57.45%
Acero	484.24	-0.65%	-8.32%	26.79%