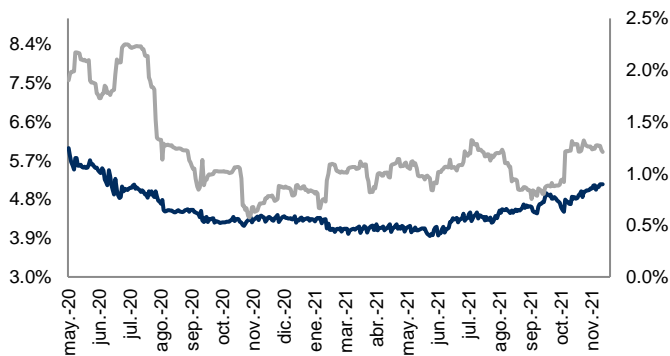


Monitor de Mercados Financieros

ABs y Volatilidad

Cierre: 5.1%

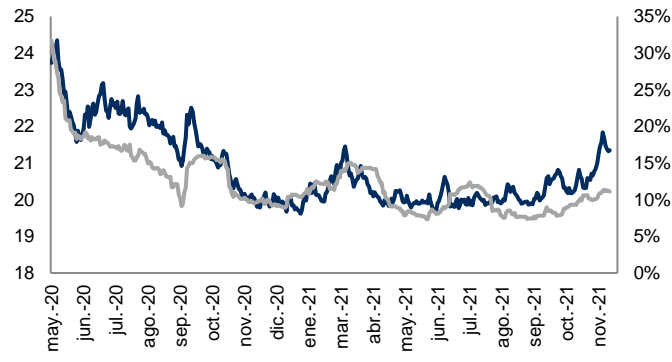
Volat: 1.2%



Tipo Cambio y Volatilidad

Cierre: 21.3500

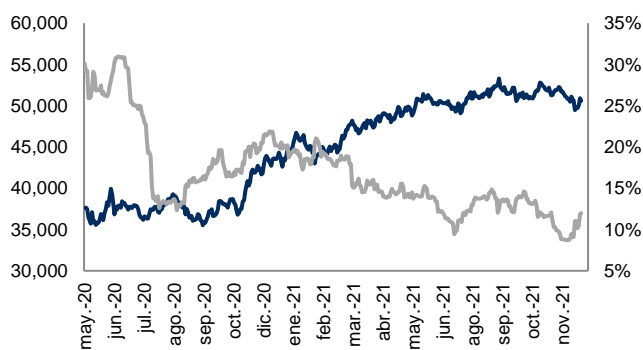
Volat: 11.1%



IPC y Volatilidad

Cierre: 50,597.28

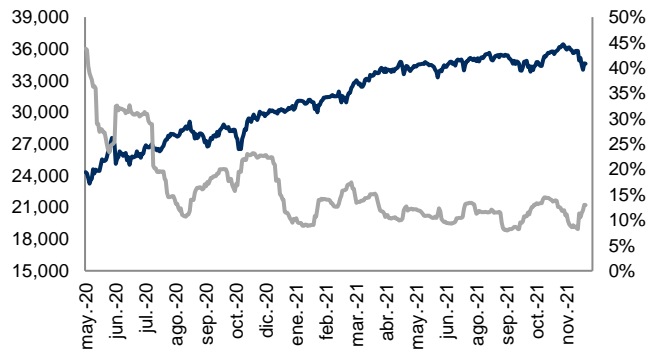
Volat: 12.0%



DJI y Volatilidad

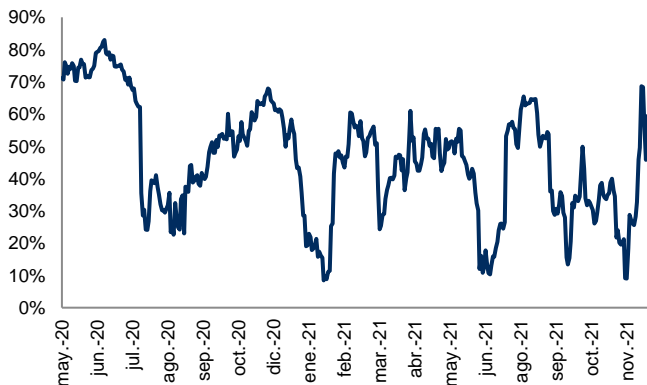
Cierre: 34,580.08

Volat: 13.0%



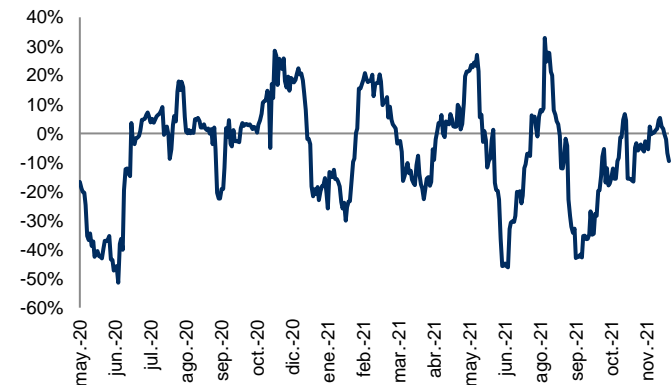
Correlación entre IPC y DJI

Correl: 59.7%



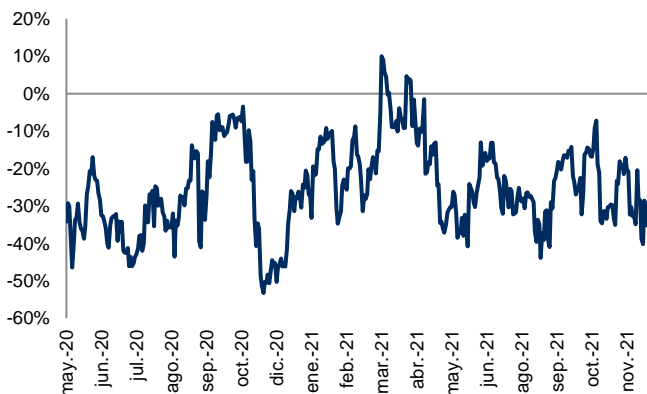
Correlación entre Tipo Cambio y ABs

Correl: -9.6%



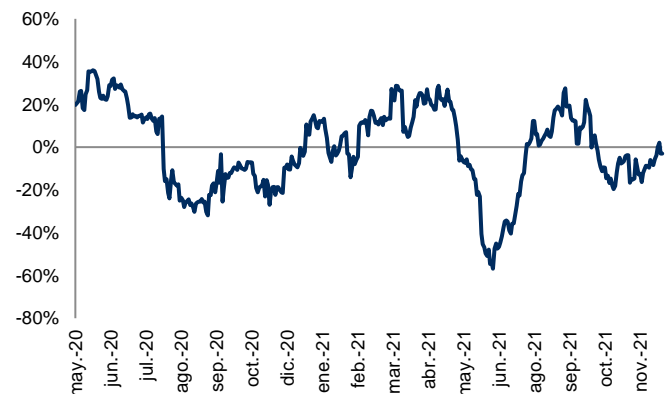
Correlación entre IPC y Tipo Cambio

Correl: -35.3%



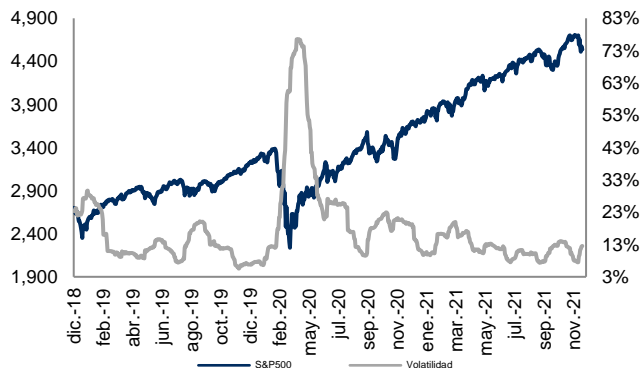
Correlación entre IPC y Abs

Correl: -3.0%

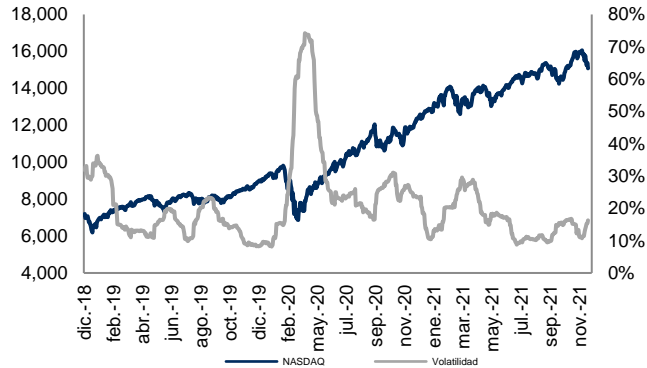


Monitor de Mercados

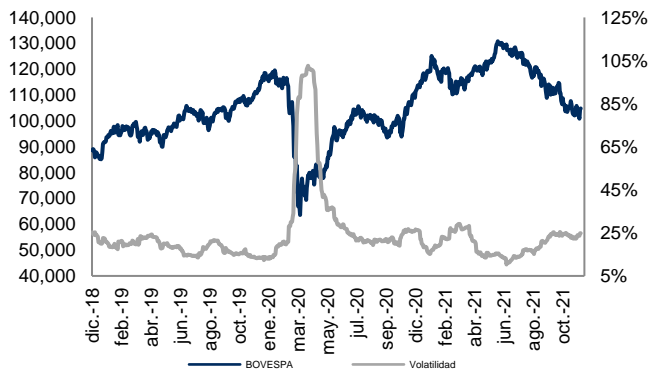
S&P 500 (EUA) Cierre: 4,538.43 Volat: 12.6%



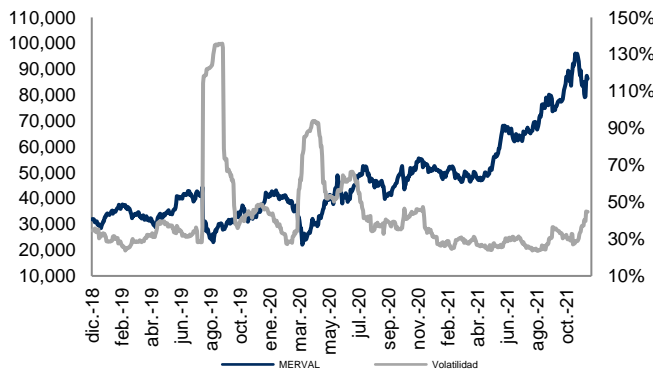
NASDAQ (EUA) Cierre: 15,085.47 Volat: 16.3%



BOVESPA (Sao Paulo) Cierre: 104,823.35 Volat: 24.8%



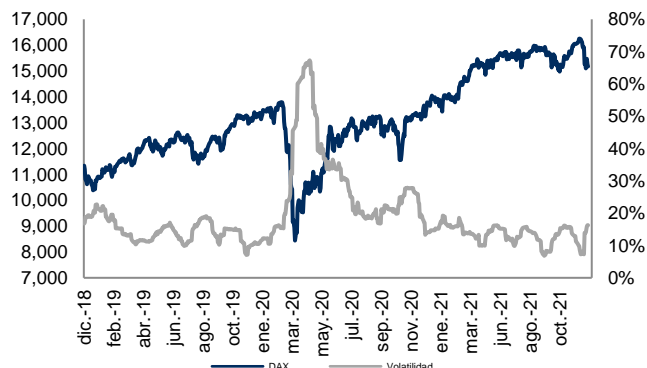
MERVAL (Buenos Aires) Cierre: 86,359.78 Volat: 44.7%



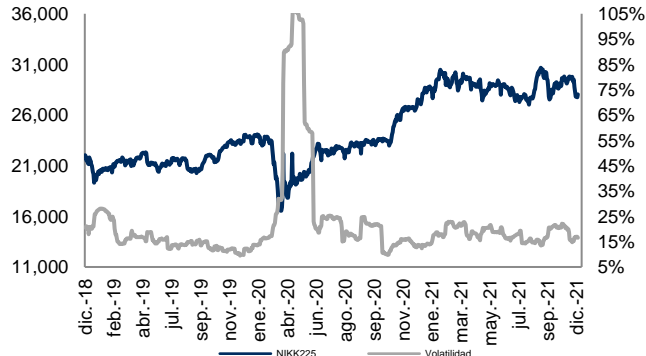
FTSE-100 (Londres) Cierre: 7,122.32 Volat: 13.5%



DAX (Frankfurt) Cierre: 15,169.98 Volat: 16.3%



NIKKEI-225 (Tokio) Cierre: 28,029.57 Volat: 16.5%



Índice	Rend. 7d	Rend. 30d	Rend. Año
S&P 500	-1.22%	-2.62%	20.83%
NASDAQ	-2.62%	-4.59%	17.05%
BOVESPA	1.70%	-2.42%	-19.01%
MERVAL	7.14%	-7.38%	40.27%
FTSE100	0.16%	-4.97%	6.77%
DAX	-0.73%	-7.42%	2.34%
NIKK225	-2.10%	-4.02%	-6.45%
IPC	5.58%	-5.86%	7.22%
DJI	-0.91%	-4.36%	12.98%
CAC40	0.22%	-5.20%	12.79%
HANGSENG	-1.27%	-5.18%	-12.95%
TSE300	-2.74%	-6.37%	17.34%
IBEX	-2.07%	-11.11%	-5.52%

Cifras al 03 de diciembre de 2021. Índices en USD.

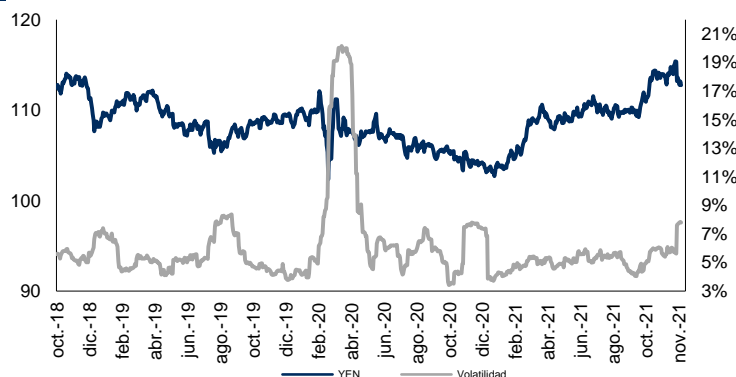


Monitor de Divisas

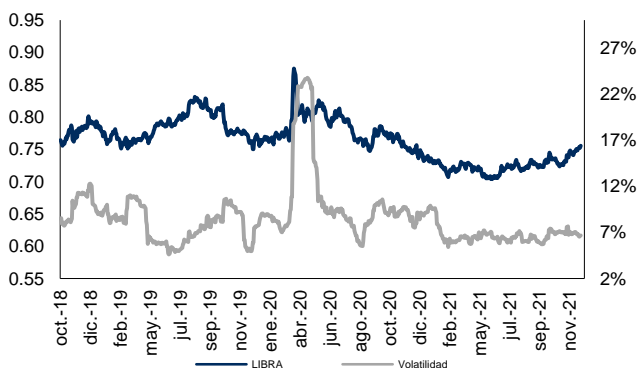
Euro (€) Cierre: 0.88 Volat: 7.4%



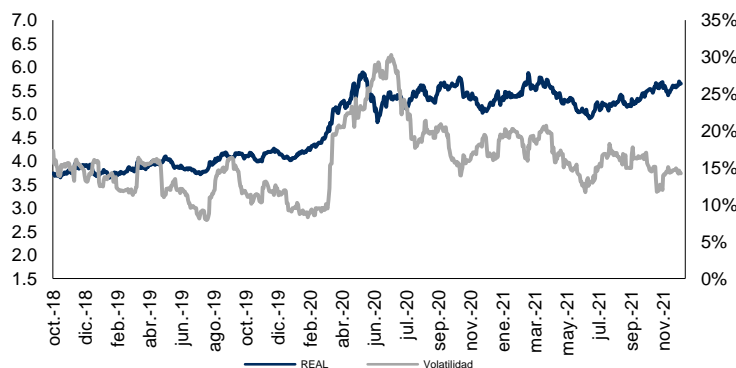
Yen Japonés (¥) Cierre: 112.75 Volat: 7.8%



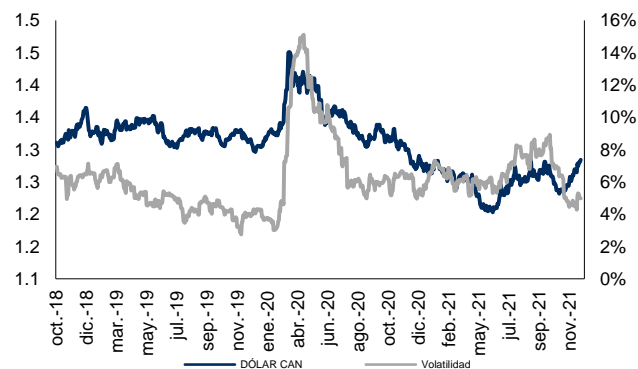
Libra Esterlina (£) Cierre: 0.76 Volat: 6.7%



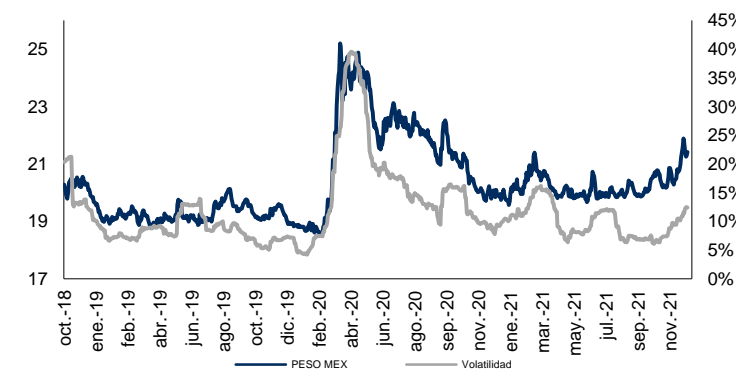
Real Brasileño Cierre: 5.65 Volat: 14.2%



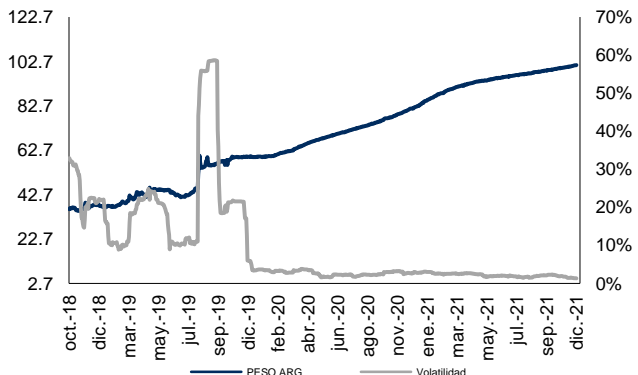
Dólar Canadiense Cierre: 1.28 Volat: 5.0%



Peso Mexicano Cierre: 21.42 Volat: 12.4%



Peso Argentino Cierre: 101.05 Volat: 1.3%



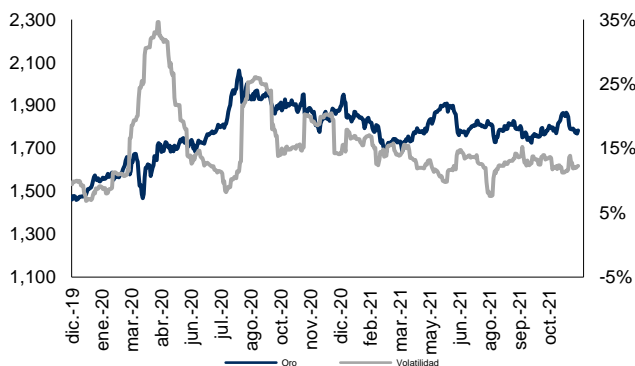
Moneda	Ultimo	7d	30d	Acumulado
Euro	0.88	-0.16%	-2.60%	-7.45%
Yen	112.75	0.42%	1.09%	-8.40%
Libra	0.76	-0.94%	-3.28%	-3.15%
Real	5.65	-0.69%	-1.68%	-8.04%
Dólar Can	1.28	-0.42%	-3.50%	-0.86%
Peso Mex	21.42	2.19%	-2.97%	-7.13%
Peso Arg	101.05	-0.30%	-1.23%	-16.79%

Cifras al 03 de diciembre de 2021. Cotizaciones con respecto al USD.

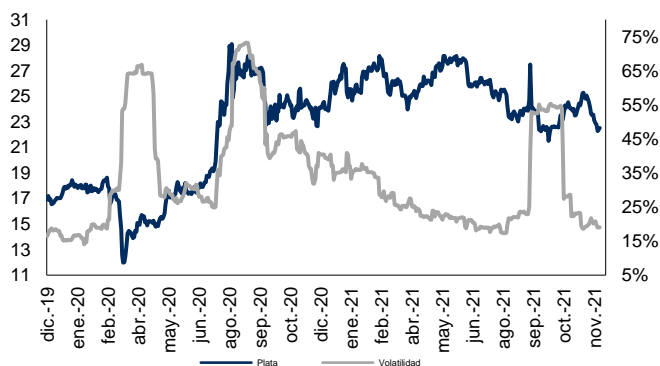


Monitor de Metales y Otros Commodities

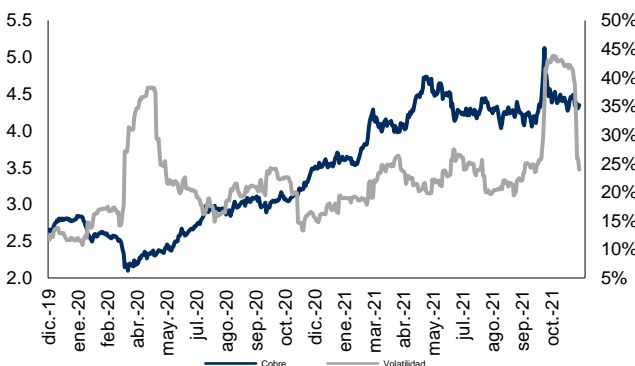
Oro (USD / T. Oz.) Cierre: 1,784.101 Volat: 12.3%



Plata (USD / T. Oz.) Cierre: 22.518 Volat: 19.0%



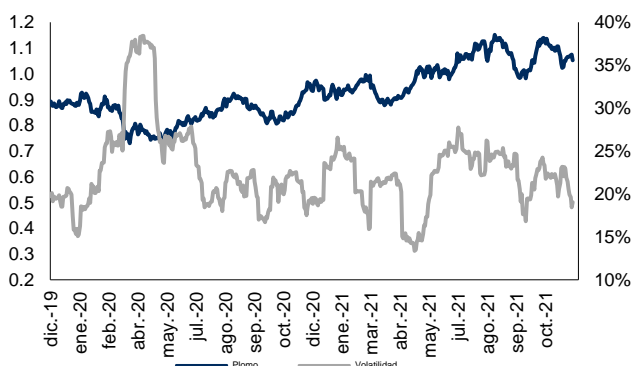
Cobre (USD / libra) Cierre: 4.350 Volat.: 23.9%



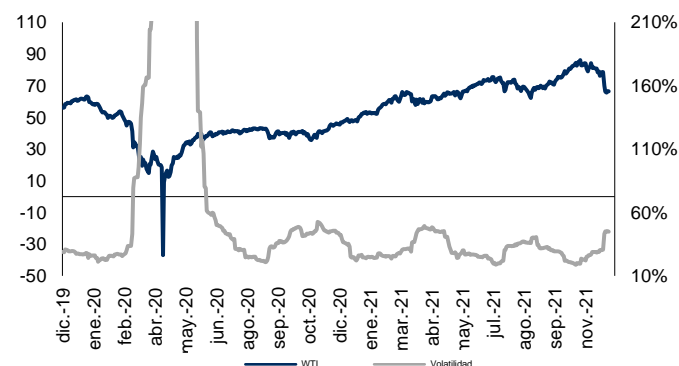
Zinc (USD / libra) Cierre: 1.466 Volat: 20.2%



Plomo (US\$ / libra) Cierre: 1.033 Volat: 19.0%



WTI (US\$ / barril) Cierre: 66.490 Volat: 44.9%



Acero (Indice) Cierre: 473.821 Volat: 22.4%



Metal	Ultimo	7d	30d	Acumulado
Oro	1784.10	-0.43%	0.74%	-6.01%
Plata	22.52	-2.65%	-4.22%	-14.61%
Cobre	4.35	-3.05%	-1.85%	22.42%
Plomo	1.03	-1.30%	-4.93%	14.99%
Zinc	1.47	-4.77%	-4.56%	16.86%
WTI	66.49	-15.32%	-17.78%	37.46%
Acero	473.82	-0.28%	-1.20%	24.06%