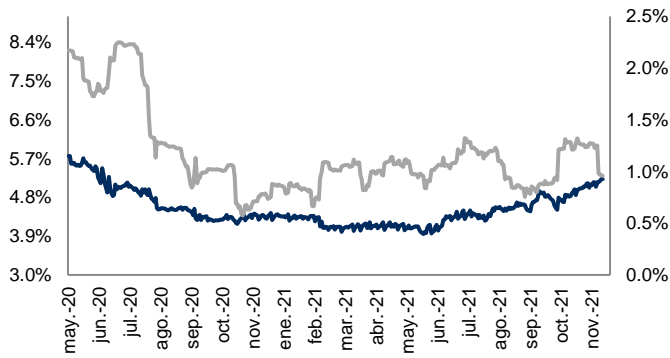


Monitor de Mercados Financieros

ABs y Volatilidad

Cierre: 5.2%

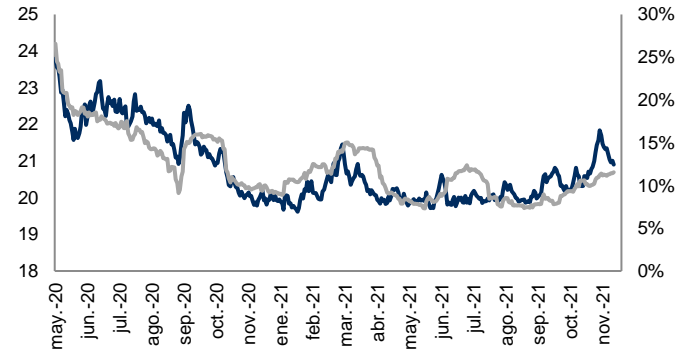
Volat: 1.0%



Tipo Cambio y Volatilidad

Cierre: 20.9030

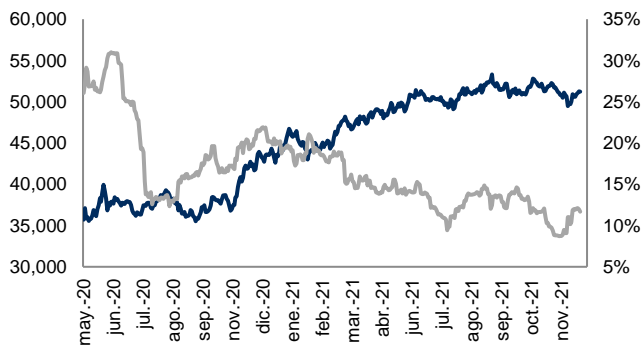
Volat: 11.6%



IPC y Volatilidad

Cierre: 51,213.47

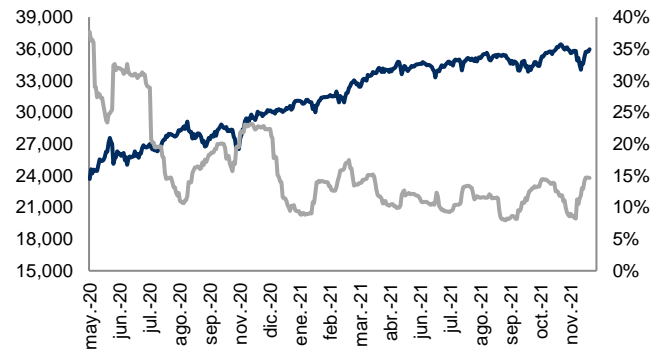
Volat: 11.7%



DJI y Volatilidad

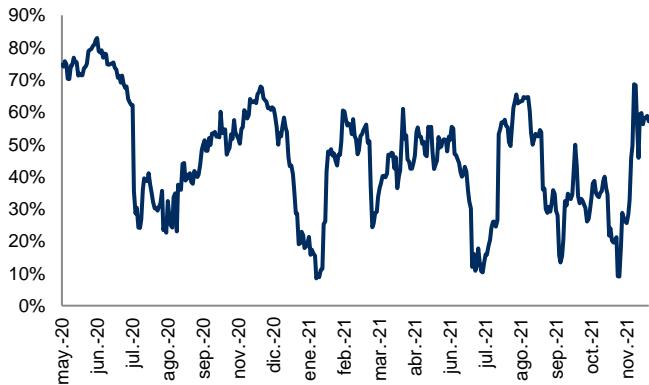
Cierre: 35,970.99

Volat: 14.6%



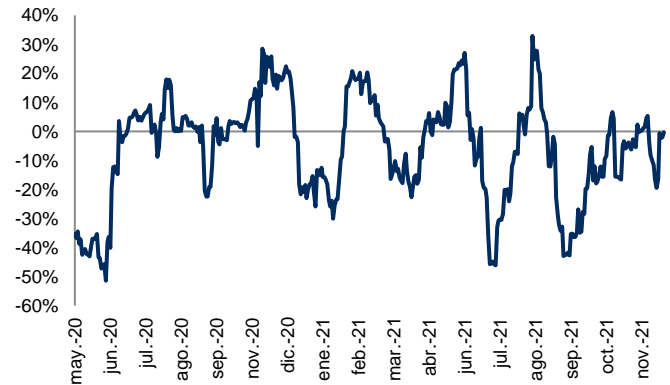
Correlación entre IPC y DJI

Correl: 57.1%



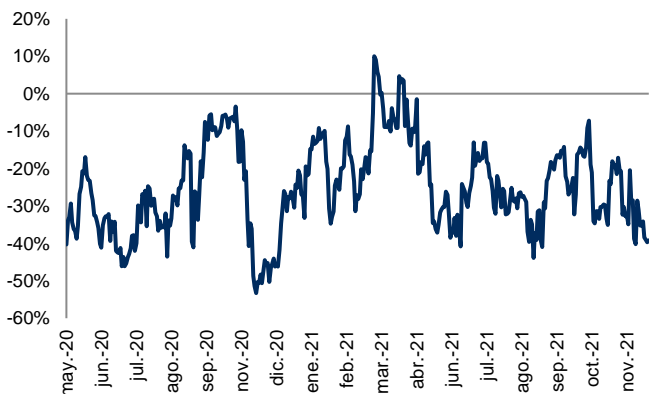
Correlación entre Tipo Cambio y ABs

Correl: -0.3%



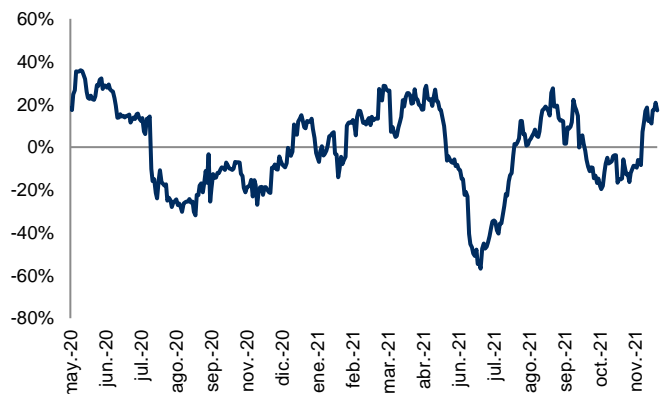
Correlación entre IPC y Tipo Cambio

Correl: -39.2%



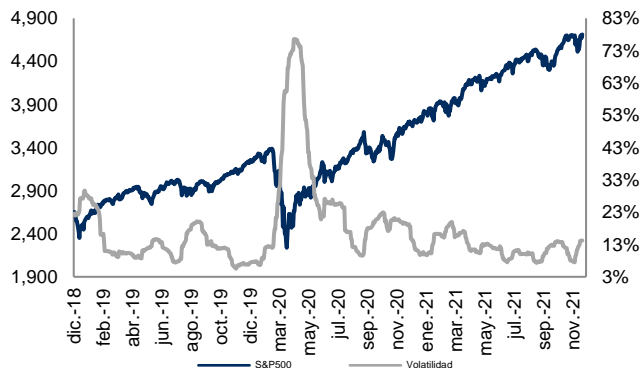
Correlación entre IPC y Abs

Correl: 17.2%

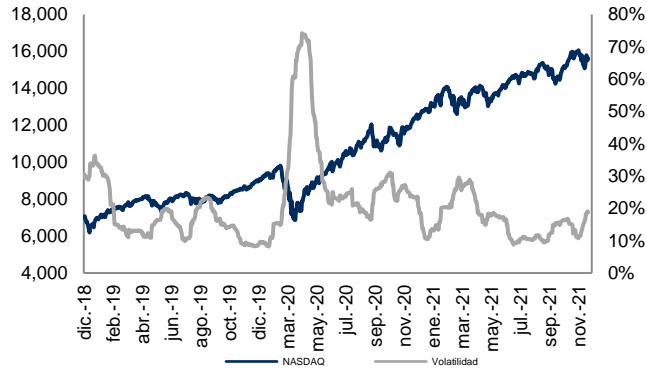


Monitor de Mercados

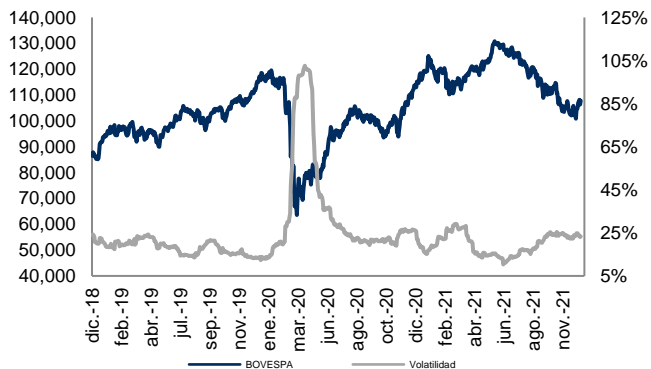
S&P 500 (EUA) Cierre: 4,712.02 Volat: 14.3%



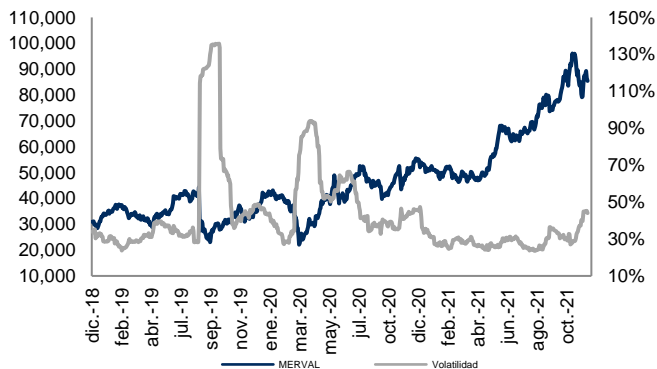
NASDAQ (EUA) Cierre: 15,630.60 Volat: 18.8%



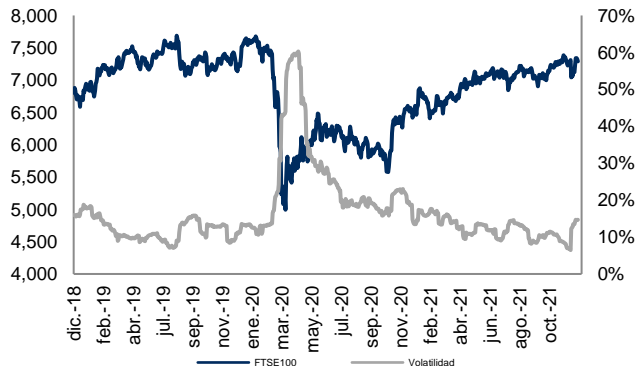
BOVESPA (Sao Paulo) Cierre: 107,738.64 Volat: 23.4%



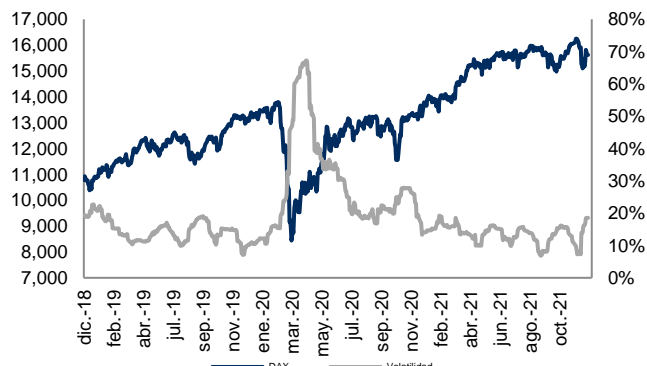
MERVAL (Buenos Aires) Cierre: 85,441.38 Volat: 44.0%



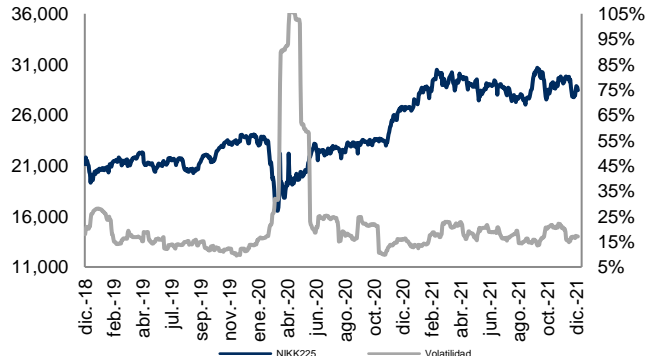
FTSE-100 (Londres) Cierre: 7,291.78 Volat: 14.7%



DAX (Frankfurt) Cierre: 15,623.31 Volat: 18.6%



NIKKEI-225 (Tokio) Cierre: 28,437.77 Volat: 17.1%



Índice	Rend. 7d	Rend. 30d	Rend. Año
S&P 500	3.82%	1.41%	25.45%
NASDAQ	3.61%	0.05%	21.28%
BOVESPA	3.47%	-0.48%	-16.20%
MERVAL	-1.44%	-11.35%	38.25%
FTSE100	2.59%	-1.73%	9.54%
DAX	3.04%	-4.13%	5.46%
NIKK225	0.86%	-1.87%	-5.64%
IPC	3.17%	-2.15%	10.61%
DJI	4.02%	-0.30%	17.53%
CAC40	3.40%	-2.13%	16.63%
HANGSENG	0.93%	-4.09%	-12.13%
TSE300	2.19%	-4.38%	19.92%
IBEX	1.49%	-9.83%	-4.11%

Cifras al 10 de diciembre de 2021. Índices en USD.

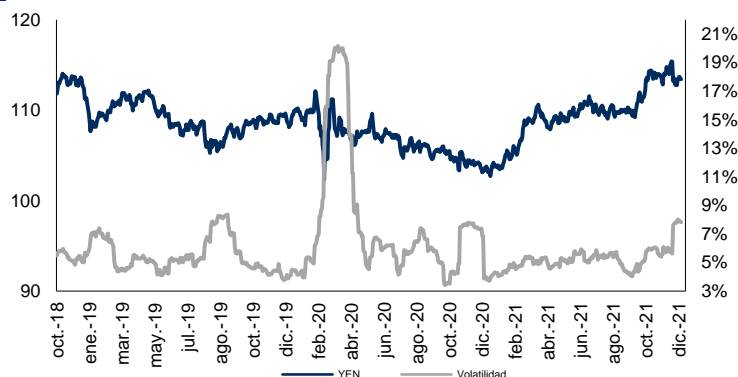


Monitor de Divisas

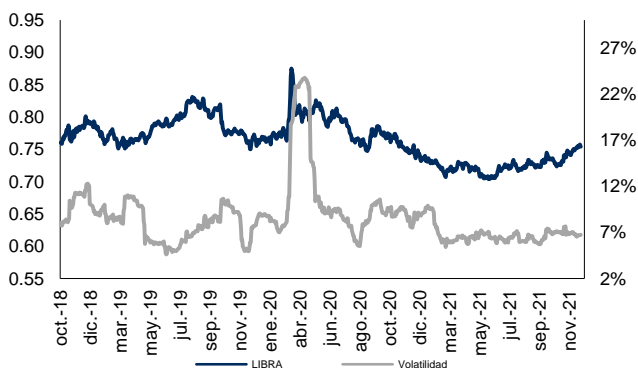
Euro (€) Cierre: 0.88 Volat: 7.8%



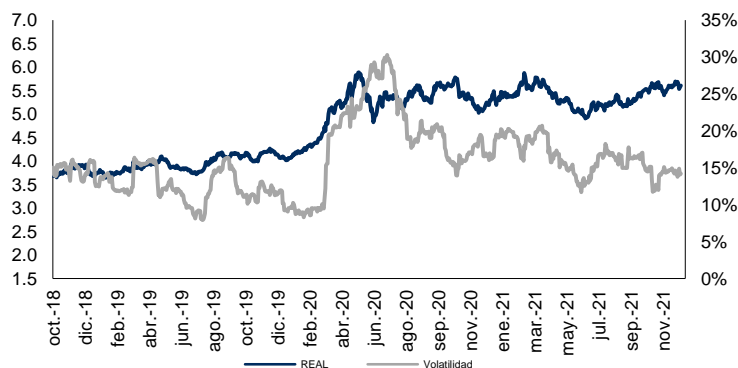
Yen Japonés (¥) Cierre: 113.42 Volat: 7.8%



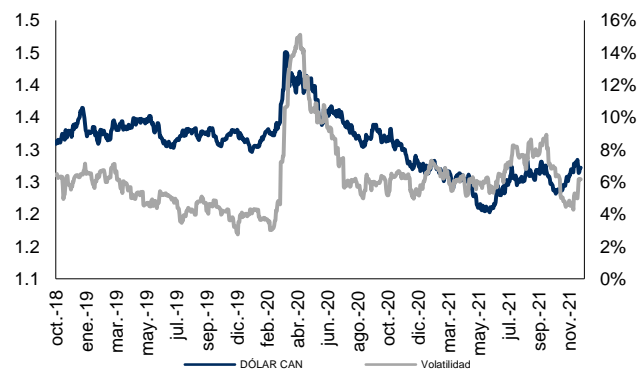
Libra Esterlina (£) Cierre: 0.75 Volat: 6.7%



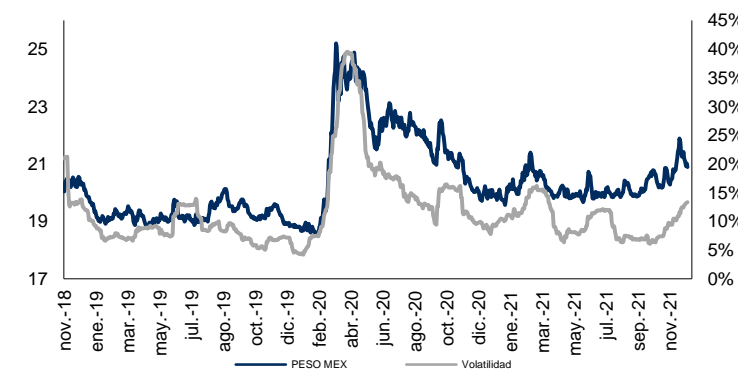
Real Brasileño Cierre: 5.61 Volat: 14.2%



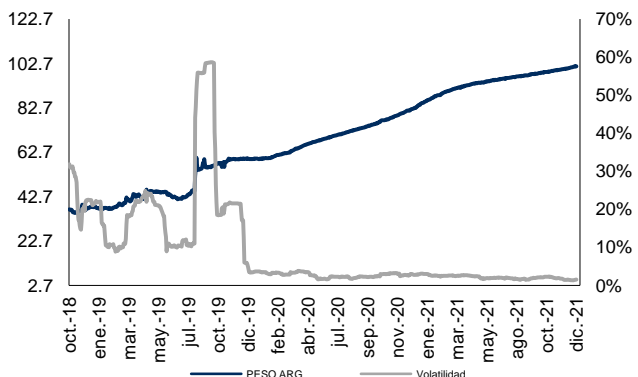
Dólar Canadiense Cierre: 1.27 Volat: 6.2%



Peso Mexicano Cierre: 20.89 Volat: 13.3%



Peso Argentino Cierre: 101.44 Volat: 1.6%



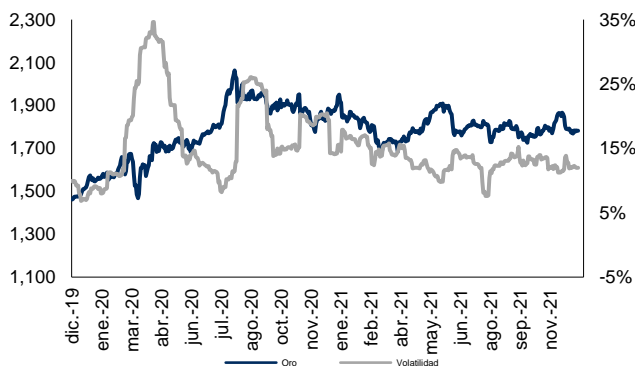
Moneda	Ultimo	7d	30d	Acumulado
Euro	0.88	0.05%	-1.40%	-7.40%
Yen	113.42	-0.59%	0.44%	-8.94%
Libra	0.75	0.20%	-1.08%	-2.95%
Real	5.61	0.67%	-2.12%	-7.42%
Dólar Can	1.27	0.94%	-1.77%	0.07%
Peso Mex	20.89	2.54%	-2.12%	-4.77%
Peso Arg	101.44	-0.38%	-1.29%	-17.11%

Cifras al 10 de diciembre de 2021. Cotizaciones con respecto al USD.

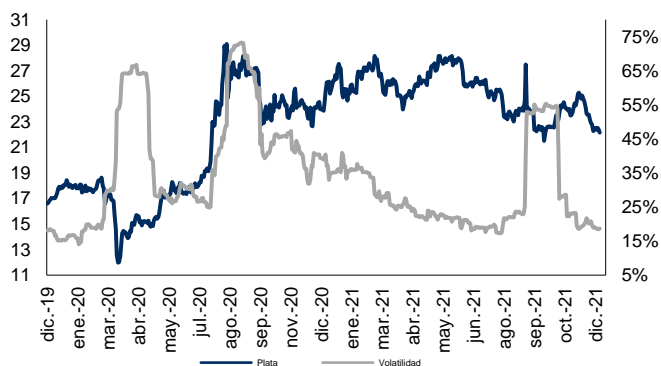


Monitor de Metales y Otros Commodities

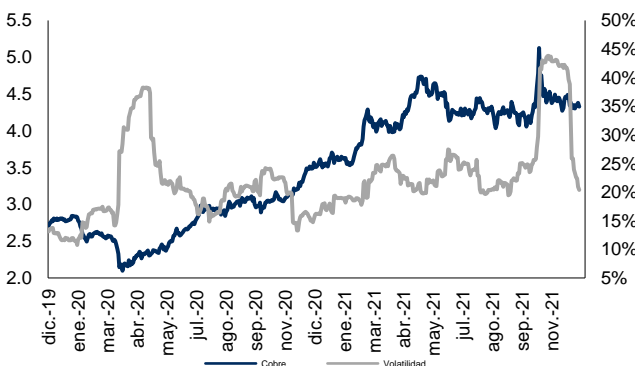
Oro (USD / T. Oz.) Cierre: 1,781.715 Volat: 12.0%



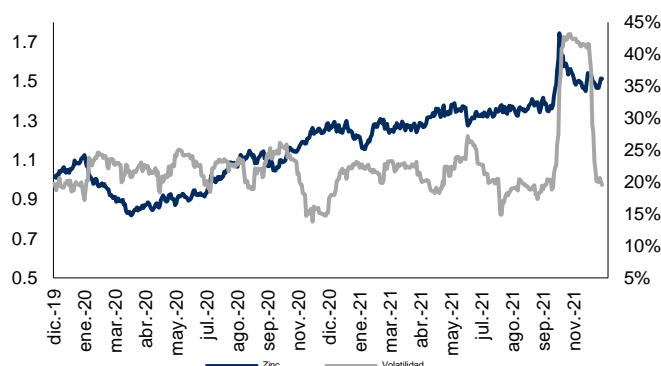
Plata (USD / T. Oz.) Cierre: 22.154 Volat: 18.6%



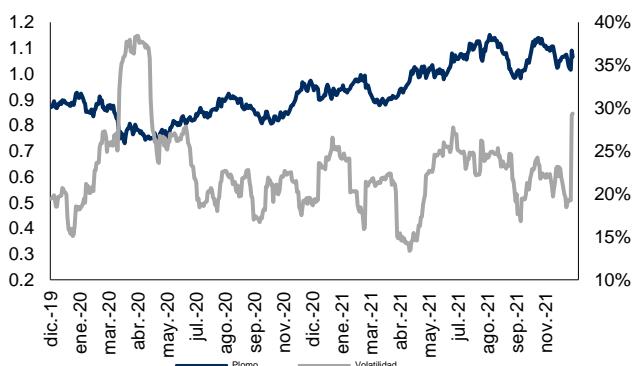
Cobre (USD / libra) Cierre: 4.328 Volat.: 20.4%



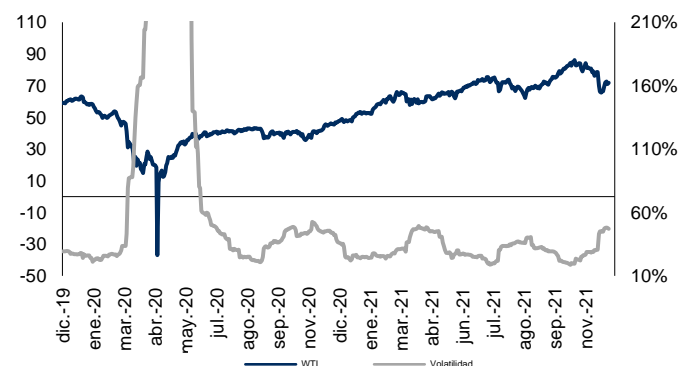
Zinc (USD / libra) Cierre: 1.514 Volat: 19.6%



Plomo (US\$ / libra) Cierre: 1.046 Volat: 29.4%



WTI (US\$ / barril) Cierre: 71.810 Volat: 47.0%



Acero (Indice) Cierre: 476.423 Volat: 19.4%



Metal	Ultimo	7d	30d	Acumulado
Oro	1781.72	-0.13%	-3.76%	-6.13%
Plata	22.15	-1.62%	-10.07%	-15.99%
Cobre	4.33	-0.50%	-2.29%	21.80%
Plomo	1.05	1.25%	-2.25%	16.42%
Zinc	1.51	3.28%	0.89%	20.70%
WTI	71.81	8.00%	-11.65%	48.46%
Acero	476.42	0.55%	0.16%	24.75%