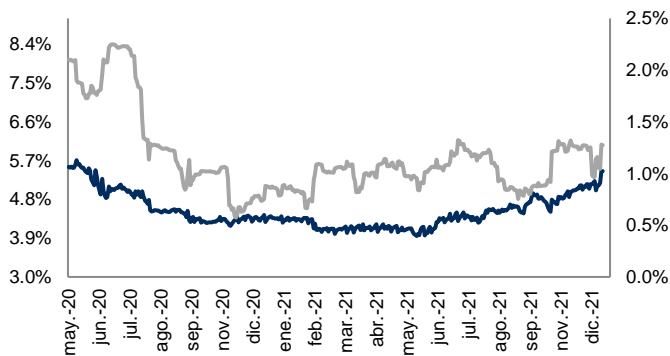
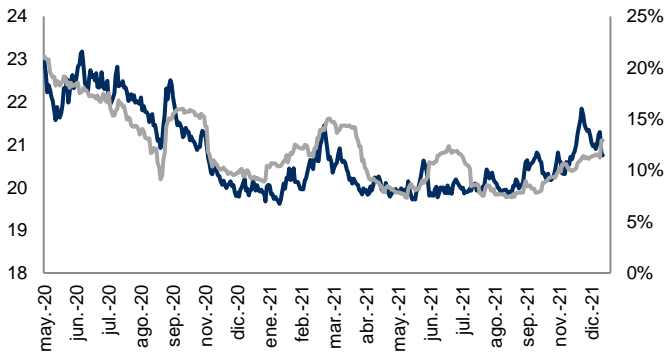


# Monitor de Mercados Financieros

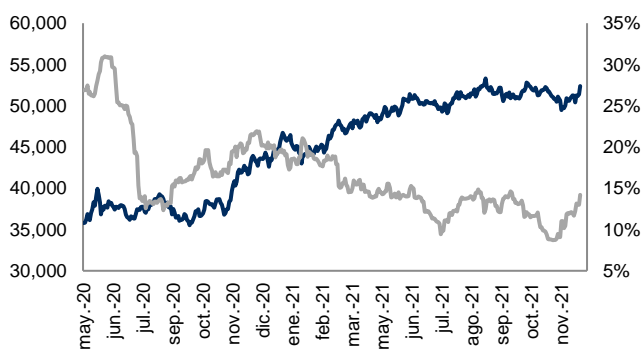
**ABs y Volatilidad** Cierre: 5.5% Volat: 1.3%



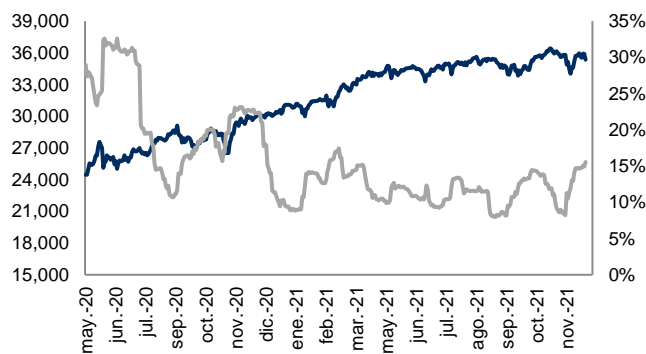
**Tipo Cambio y Volatilidad** Cierre: 20.7470 Volat: 12.9%



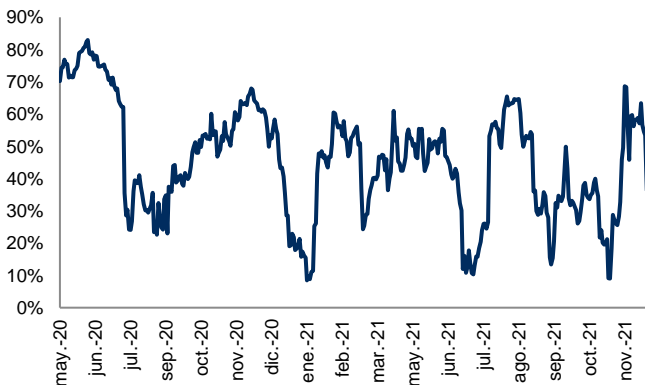
**IPC y Volatilidad** Cierre: 52,379.37 Volat: 14.2%



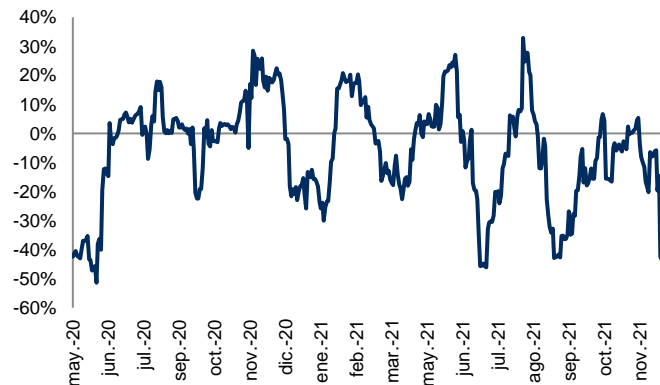
**DJI y Volatilidad** Cierre: 35,365.44 Volat: 15.5%



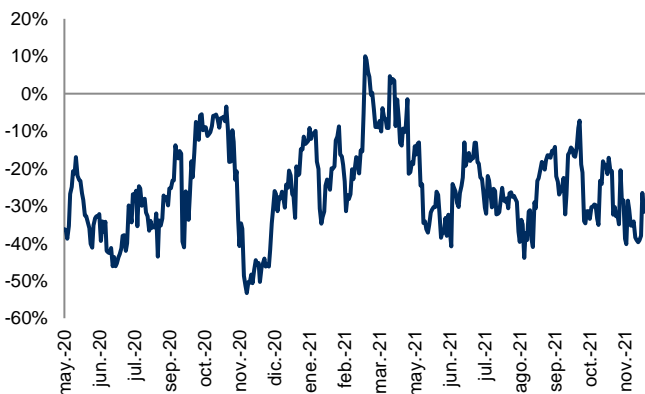
**Correlación entre IPC y DJI** Correl: 36.3%



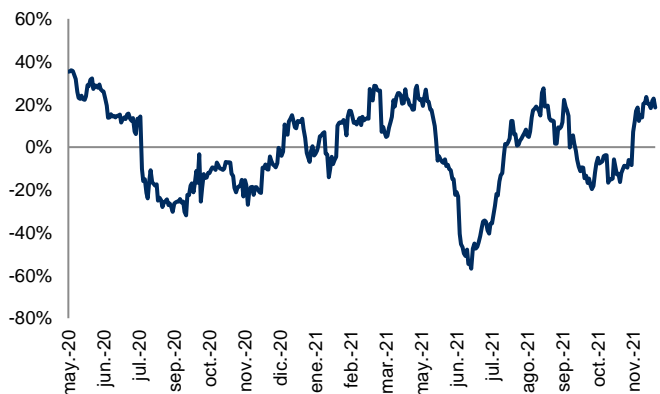
**Correlación entre Tipo Cambio y ABs** Correl: -43.6%



**Correlación entre IPC y Tipo Cambio** Correl: -31.0%

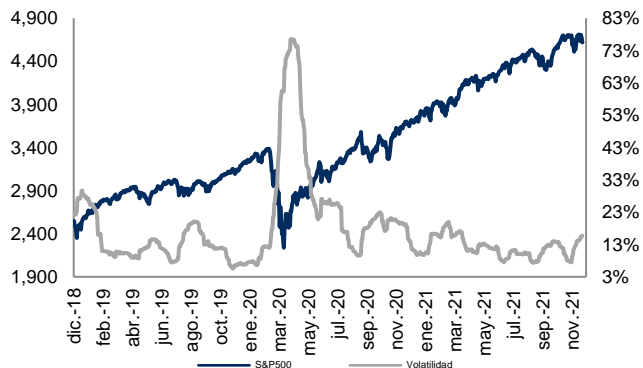


**Correlación entre IPC y Abs** Correl: 18.5%

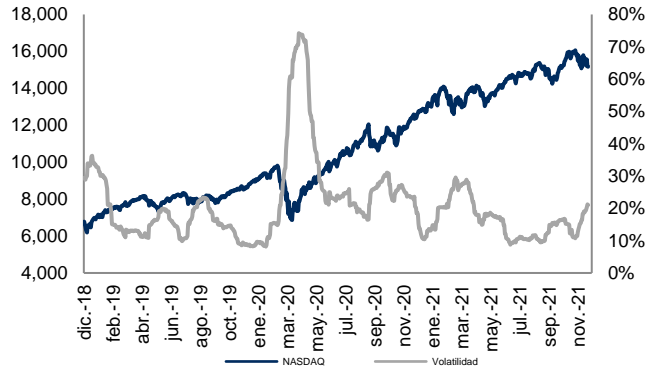


# Monitor de Mercados

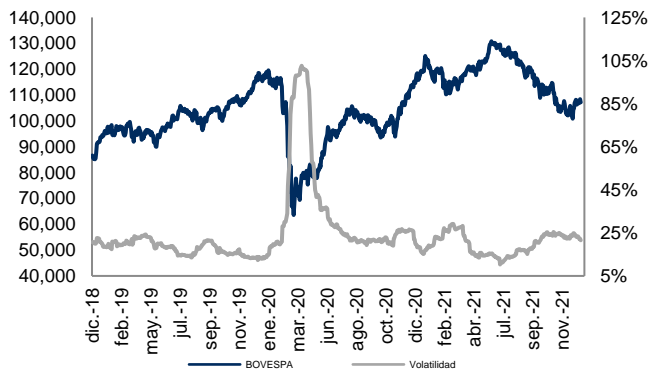
**S&P 500 (EUA)** Cierre: 4,620.64 Volat: 15.7%



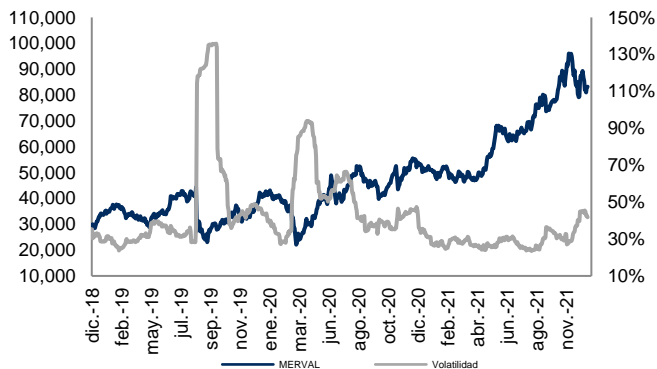
**NASDAQ (EUA)** Cierre: 15,169.68 Volat: 21.1%



**BOVESPA (Sao Paulo)** Cierre: 107,135.92 Volat: 21.6%



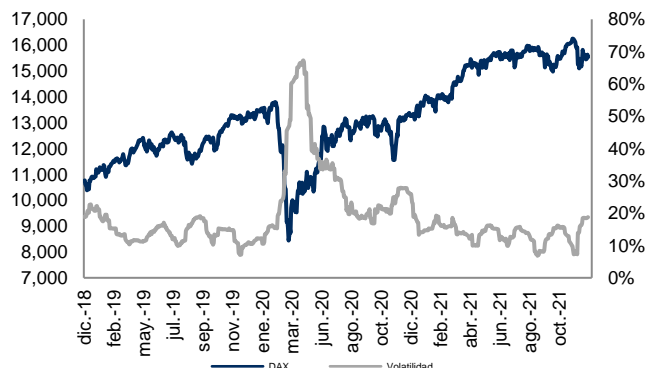
**MERVAL (Buenos Aires)** Cierre: 83,234.04 Volat: 41.8%



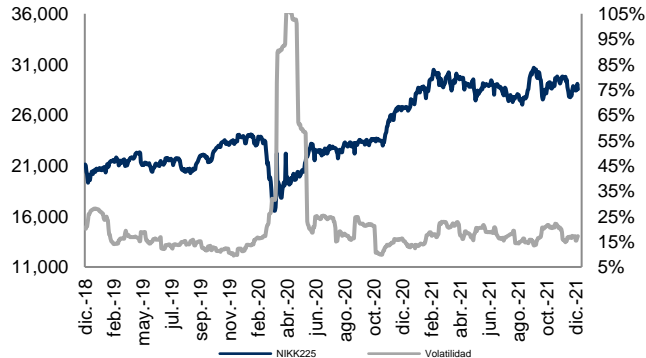
**FTSE-100 (Londres)** Cierre: 7,269.92 Volat: 15.2%



**DAX (Frankfurt)** Cierre: 15,531.69 Volat: 18.7%



**NIKKEI-225 (Tokio)** Cierre: 28,545.68 Volat: 17.2%



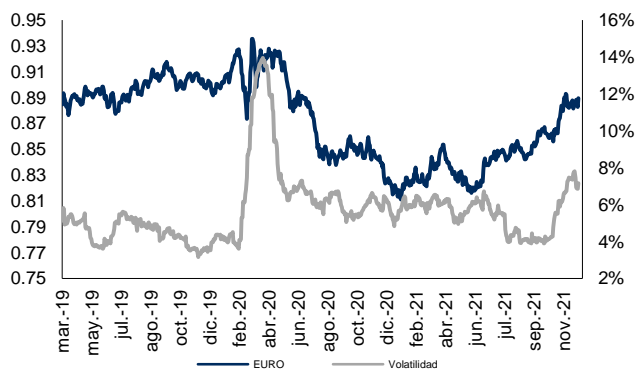
Índice	Rend. 7d	Rend. 30d	Rend. Año
S&P 500	-1.94%	-1.45%	23.02%
NASDAQ	-2.95%	-4.72%	17.70%
BOVESPA	-2.02%	1.07%	-17.89%
MERVAL	-3.08%	-6.43%	33.99%
FTSE100	-0.50%	-2.17%	9.00%
DAX	-1.23%	-5.09%	4.16%
NIKK225	0.11%	-3.50%	-5.54%
IPC	2.56%	1.82%	13.44%
DJI	-1.68%	-1.57%	15.55%
CAC40	-1.57%	-3.89%	14.80%
HANGSENG	-3.39%	-9.74%	-15.11%
TSE300	-2.05%	-6.34%	17.46%
IBEX	-1.22%	-8.23%	-5.29%

Cifras al 17 de diciembre de 2021. Índices en USD.

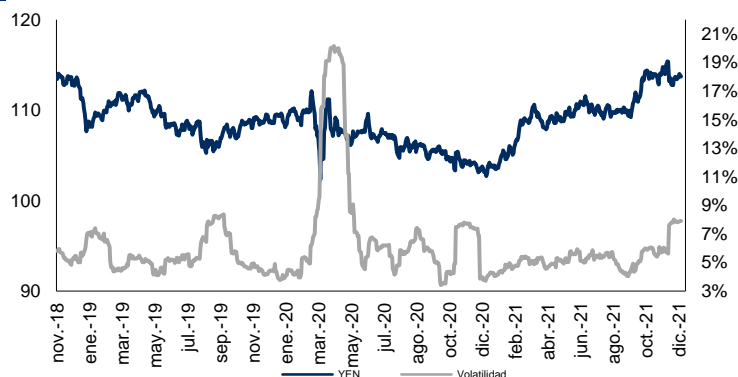


# Monitor de Divisas

**Euro (€)** Cierre: 0.89 Volat: 7.2%



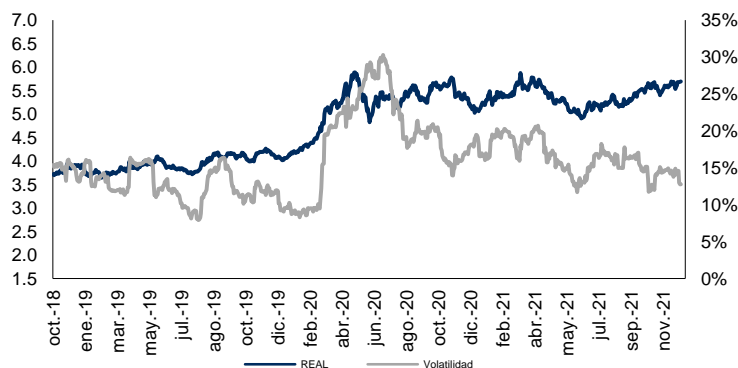
**Yen Japonés (¥)** Cierre: 113.72 Volat: 7.9%



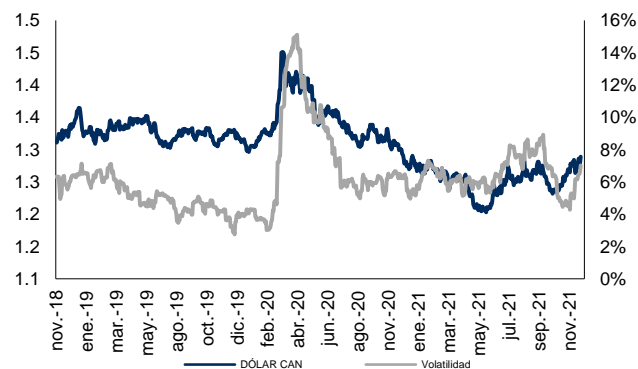
**Libra Esterlina (£)** Cierre: 0.76 Volat: 5.9%



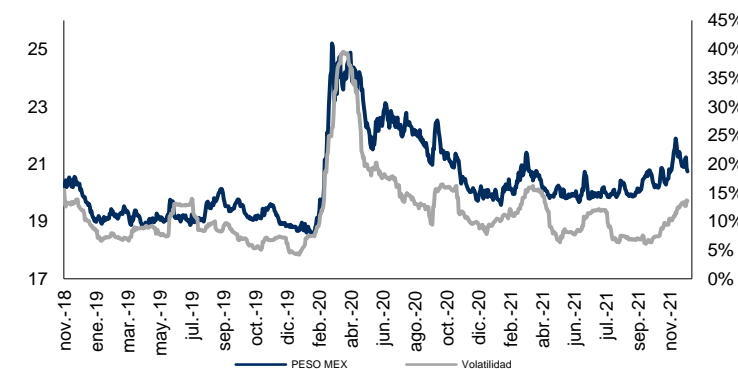
**Real Brasileño** Cierre: 5.69 Volat: 12.7%



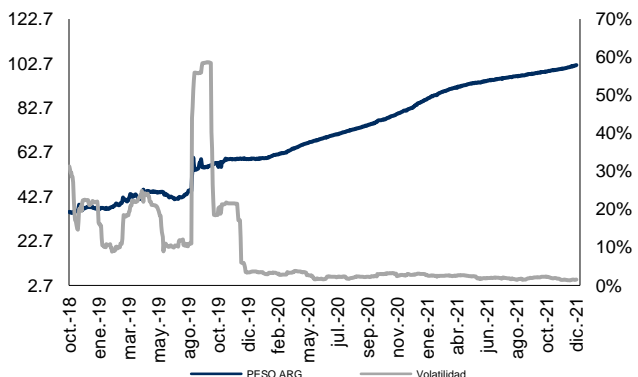
**Dólar Canadiense** Cierre: 1.29 Volat: 7.0%



**Peso Mexicano** Cierre: 20.73 Volat: 13.6%



**Peso Argentino** Cierre: 101.96 Volat: 1.5%



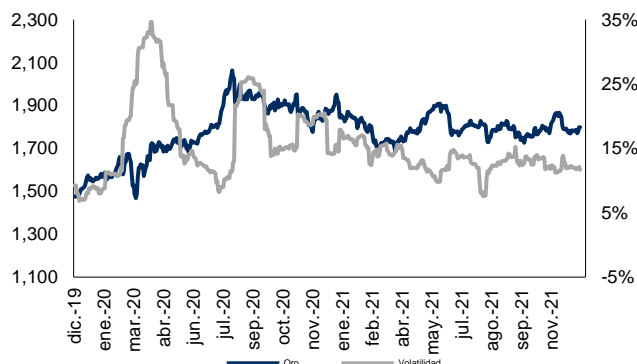
Moneda	Ultimo	7d	30d	Acumulado
<b>Euro</b>	0.89	-0.65%	-0.70%	-8.00%
<b>Yen</b>	113.72	-0.26%	0.36%	-9.18%
<b>Libra</b>	0.76	-0.20%	-1.88%	-3.14%
<b>Real</b>	5.69	-1.47%	-2.88%	-8.78%
<b>Dólar Can</b>	1.29	-1.33%	-2.21%	-1.26%
<b>Peso Mex</b>	20.73	0.75%	-0.15%	-4.06%
<b>Peso Arg</b>	101.96	-0.51%	-1.59%	-17.54%

Cifras al 17 de diciembre de 2021. Cotizaciones con respecto al USD.



# Monitor de Metales y Otros Commodities

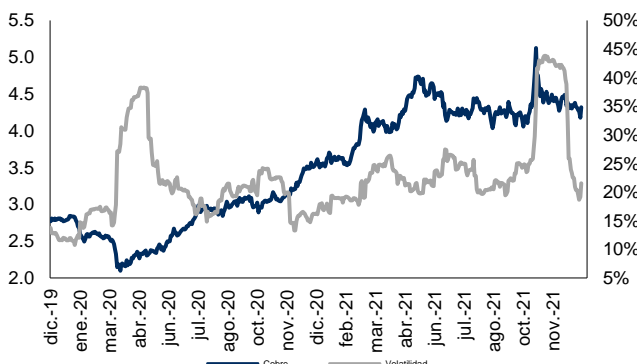
**Oro (USD / T. Oz.)** Cierre: 1,798.565 Volat: 11.7%



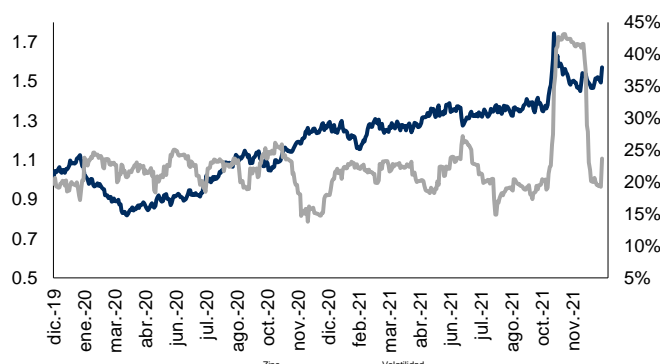
**Plata (USD / T. Oz.)** Cierre: 22.371 Volat: 19.0%



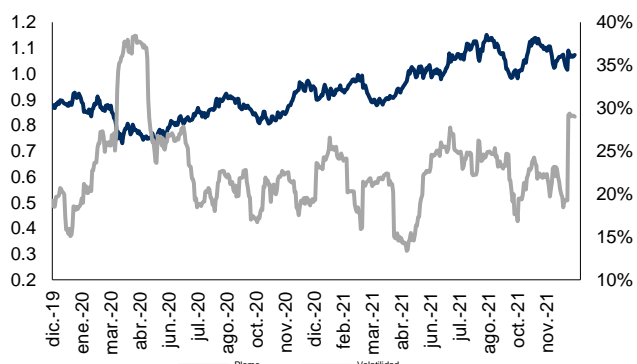
**Cobre (USD / libra)** Cierre: 4.320 Volat: 21.5%



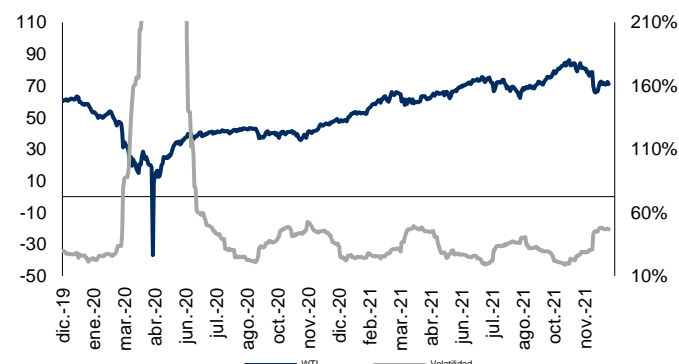
**Zinc (USD / libra)** Cierre: 1.572 Volat: 23.7%



**Plomo (US\$ / libra)** Cierre: 1.053 Volat: 29.0%



**WTI (US\$ / barril)** Cierre: 71.030 Volat: 46.6%



**Acero (Indice)** Cierre: 483.851 Volat: 20.9%



Metal	Ultimo	7d	30d	Acumulado
Oro	1798.56	0.95%	-3.65%	-5.24%
Plata	22.37	0.98%	-10.69%	-15.17%
Cobre	4.32	-0.18%	-0.54%	21.58%
Plomo	1.05	0.74%	0.32%	17.28%
Zinc	1.57	3.84%	7.00%	25.33%
WTI	71.03	-1.09%	-9.37%	46.85%
Acero	483.85	1.56%	2.43%	26.69%