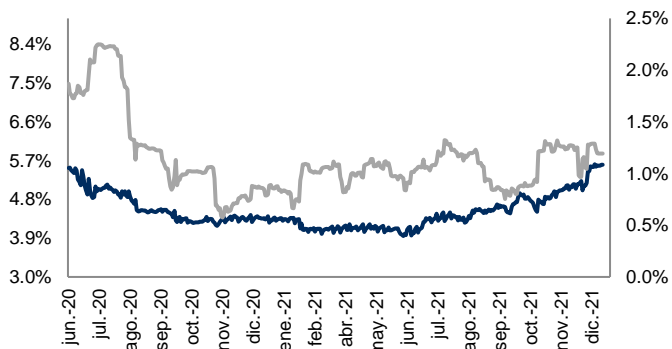
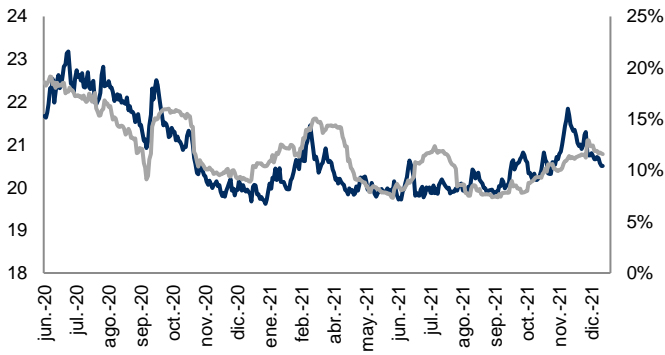


Monitor de Mercados Financieros

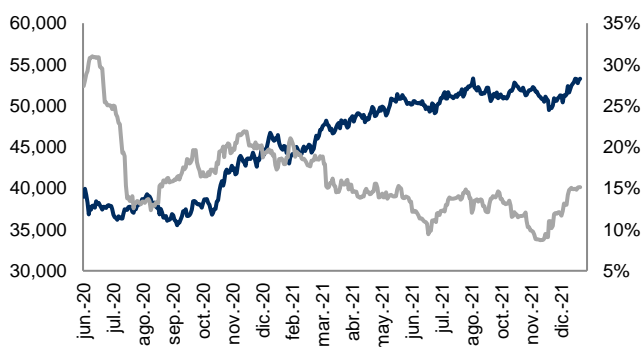
ABs y Volatilidad Cierre: 5.6% Volat: 1.2%



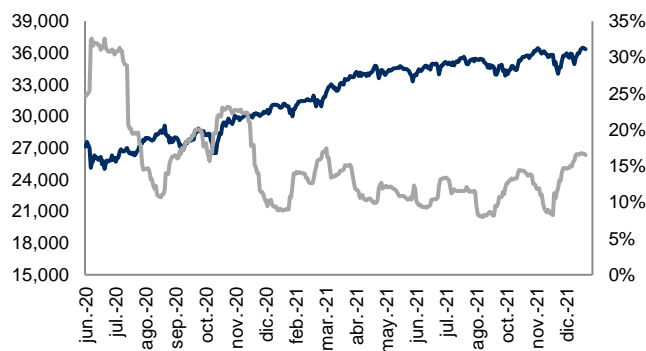
Tipo Cambio y Volatilidad Cierre: 20.5050 Volat: 11.6%



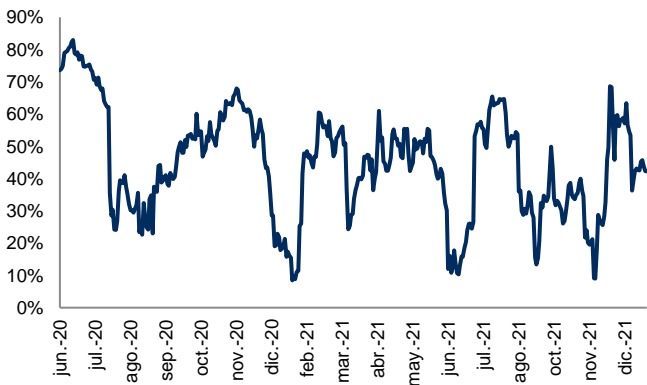
IPC y Volatilidad Cierre: 53,272.44 Volat: 15.1%



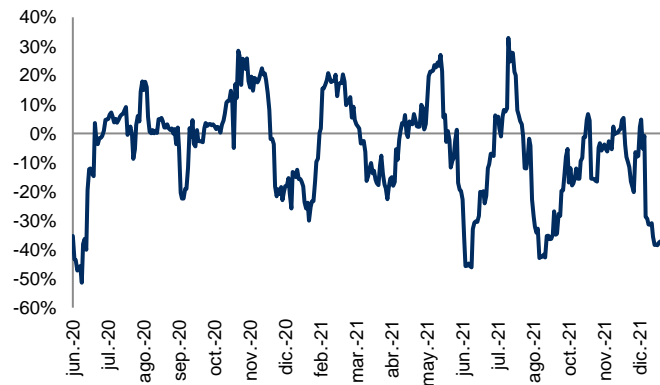
DJI y Volatilidad Cierre: 36,338.30 Volat: 16.5%



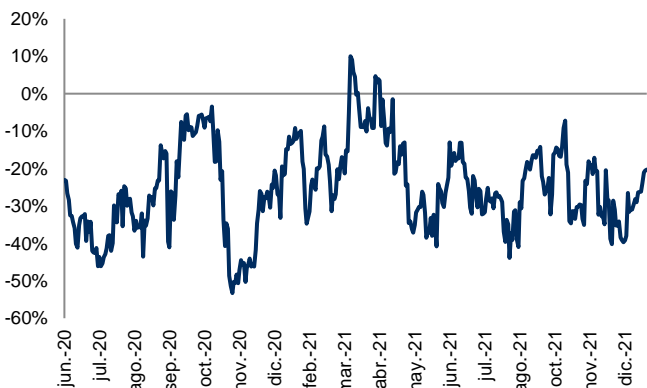
Correlación entre IPC y DJI Correl: 42.2%



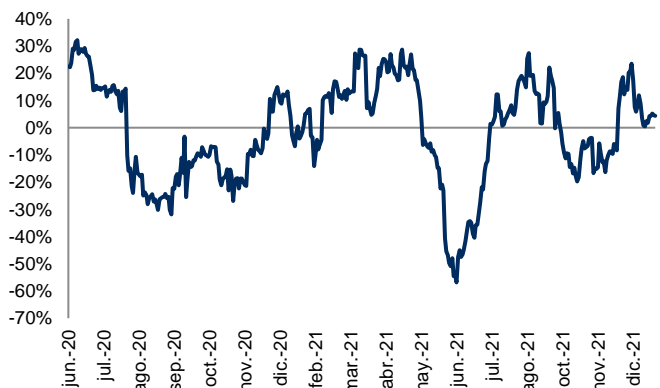
Correlación entre Tipo Cambio y ABs Correl: -37.0%



Correlación entre IPC y Tipo Cambio Correl: -20.3%

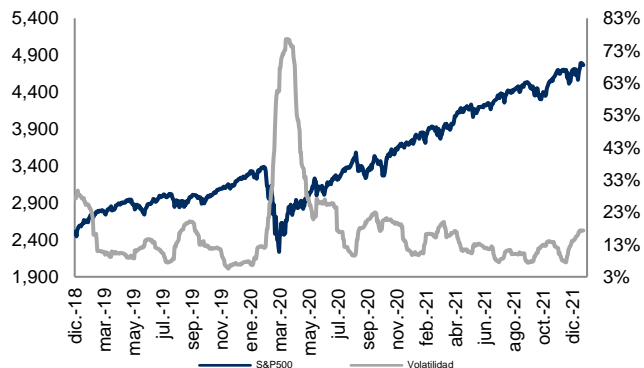


Correlación entre IPC y Abs Correl: 4.4%

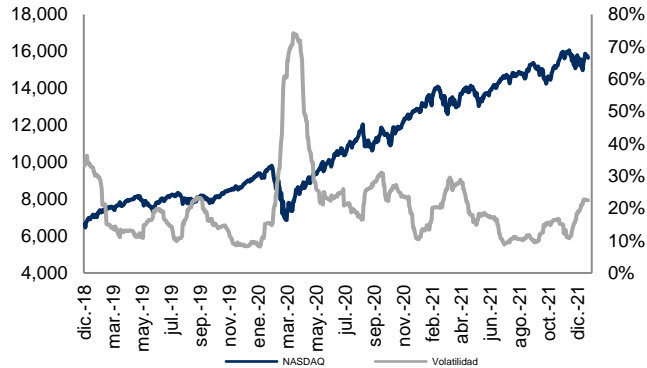


Monitor de Mercados

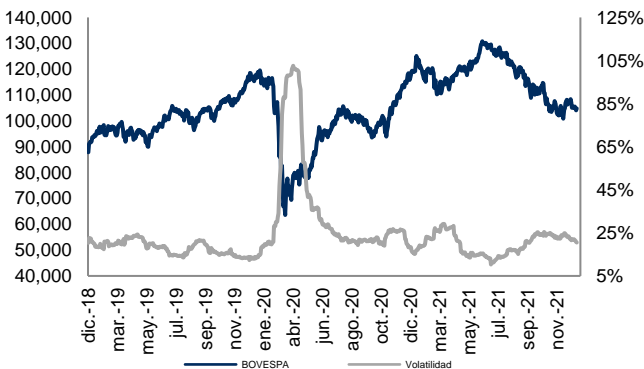
S&P 500 (EUA) Cierre: 4,766.18 Volat: 17.3%



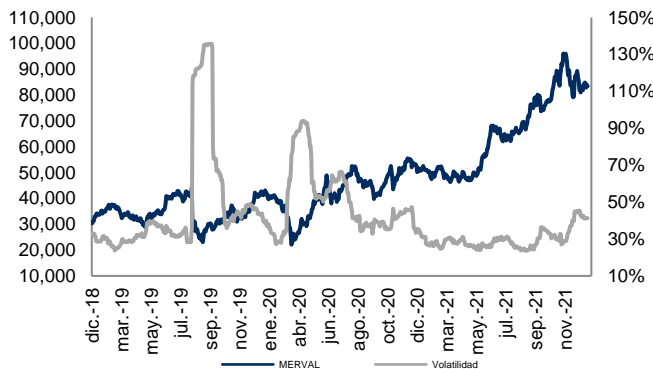
NASDAQ (EUA) Cierre: 15,644.97 Volat: 22.5%



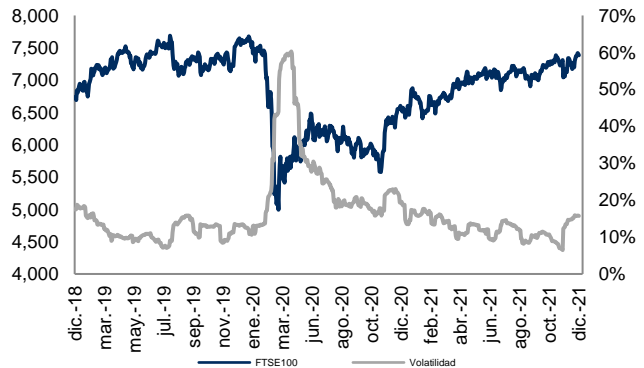
BOVESPA (Sao Paulo) Cierre: 104,822.44 Volat: 20.5%



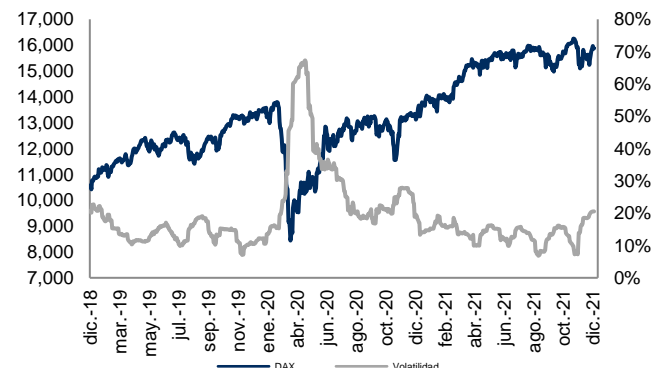
MERVAL (Buenos Aires) Cierre: 83,500.11 Volat: 41.2%



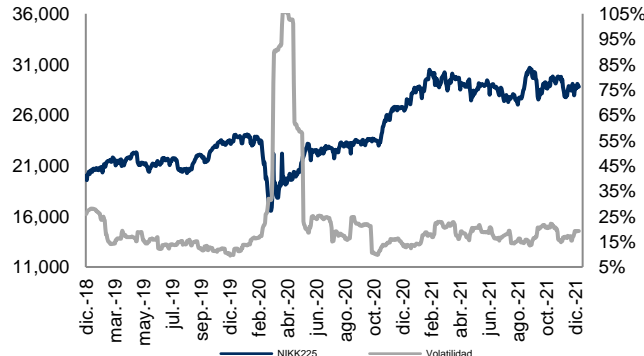
FTSE-100 (Londres) Cierre: 7,384.54 Volat: 15.7%



DAX (Frankfurt) Cierre: 15,884.86 Volat: 20.5%



NIKKEI-225 (Tokio) Cierre: 28,791.71 Volat: 19.2%



Índice	Rend. 7d	Rend. 30d	Rend. Año
S&P 500	0.85%	5.61%	26.89%
NASDAQ	-0.03%	2.58%	21.41%
BOVESPA	1.81%	6.35%	-17.88%
MERVAL	-2.04%	-3.65%	33.47%
FTSE100	1.04%	5.03%	13.15%
DAX	1.27%	3.22%	7.83%
NIKK225	-0.57%	1.04%	-5.81%
IPC	1.53%	11.64%	17.18%
DJI	1.08%	6.81%	18.73%
CAC40	1.39%	4.50%	19.99%
HANGSENG	-0.33%	-2.35%	-15.35%
TSE300	1.22%	4.99%	22.50%
IBEX	2.21%	3.65%	0.51%

Cifras al 31 de diciembre de 2021. Índices en USD.

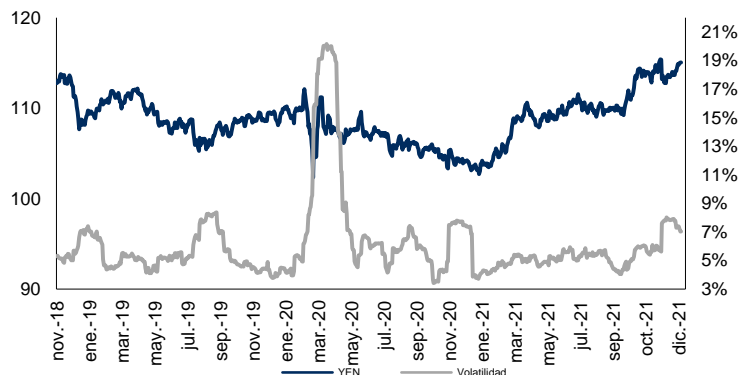


Monitor de Divisas

Euro (€) Cierre: 0.88 Volat: 6.5%



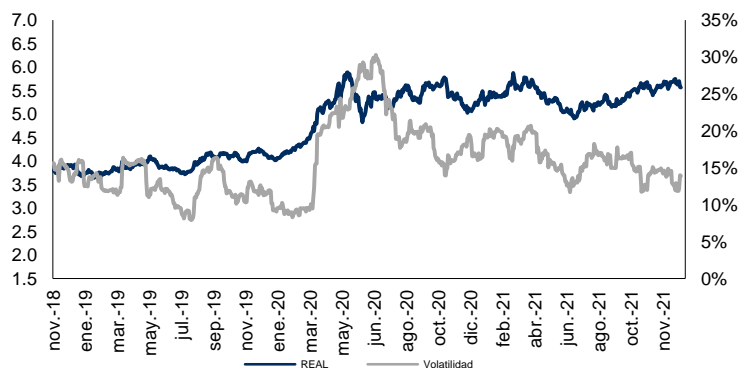
Yen Japonés (¥) Cierre: 115.04 Volat: 7.0%



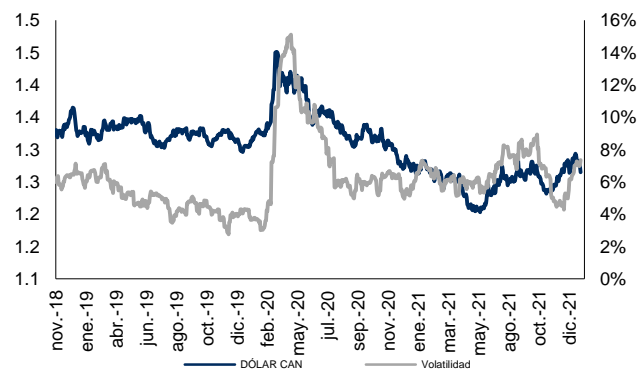
Libra Esterlina (£) Cierre: 0.74 Volat: 5.3%



Real Brasileño Cierre: 5.57 Volat: 13.9%



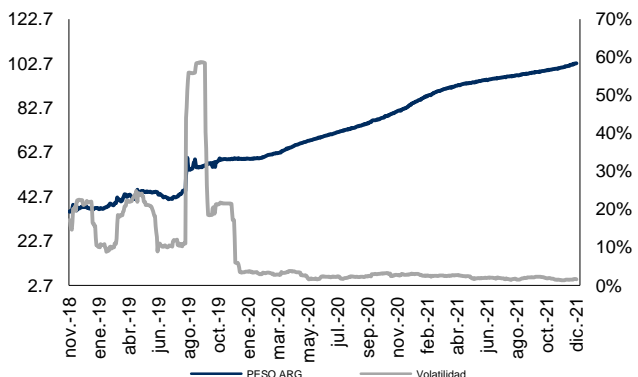
Dólar Canadiense Cierre: 1.26 Volat: 7.4%



Peso Mexicano Cierre: 20.49 Volat: 12.2%



Peso Argentino Cierre: 102.68 Volat: 1.6%



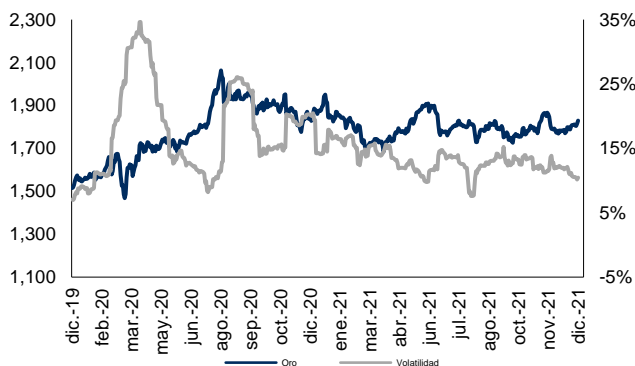
Moneda	Ultimo	7d	30d	Acumulado
Euro	0.88	0.45%	0.54%	-6.88%
Yen	115.04	-0.55%	-1.96%	-10.22%
Libra	0.74	0.86%	1.96%	-1.01%
Real	5.57	1.88%	2.25%	-6.76%
Dólar Can	1.26	1.27%	1.27%	0.65%
Peso Mex	20.49	0.55%	3.67%	-2.93%
Peso Arg	102.68	-0.46%	-1.73%	-18.11%

Cifras al 31 de diciembre de 2021. Cotizaciones con respecto al USD.



Monitor de Metales y Otros Commodities

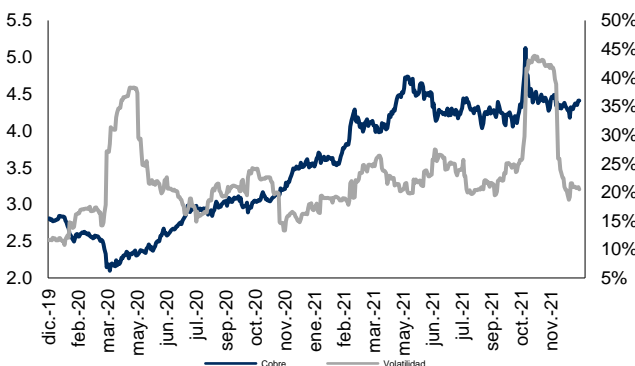
Oro (USD / T. Oz.) Cierre: 1,829.132 Volat: 10.5%



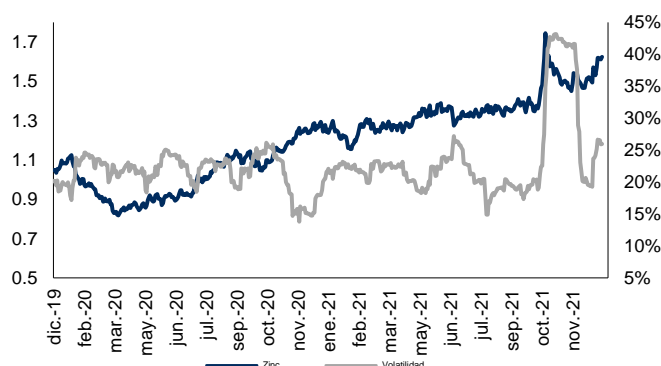
Plata (USD / T. Oz.) Cierre: 23.270 Volat: 16.7%



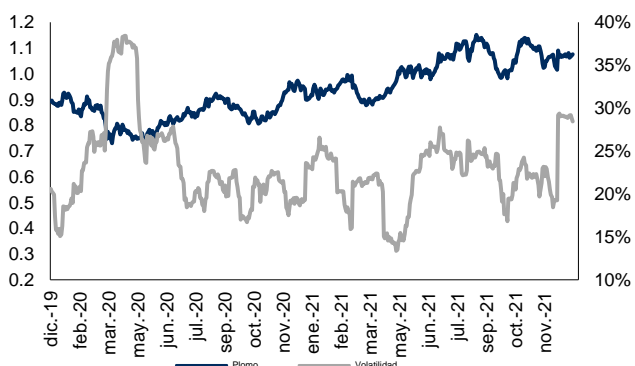
Cobre (USD / libra) Cierre: 4.411 Volat: 20.5%



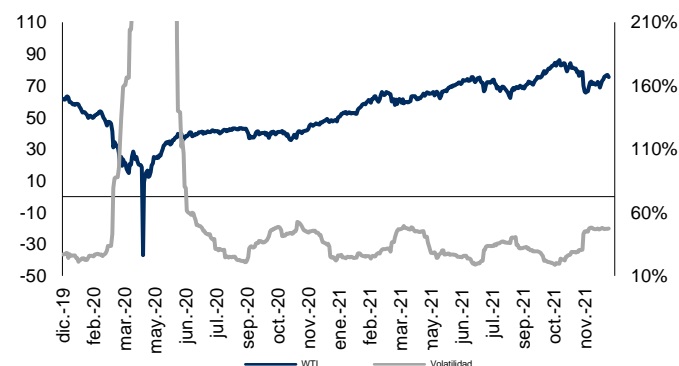
Zinc (USD / libra) Cierre: 1.624 Volat: 25.9%



Plomo (US\$ / libra) Cierre: 1.055 Volat: 28.4%



WTI (US\$ / barril) Cierre: 75.380 Volat: 47.3%



Acero (Indice) Cierre: 501.113 Volat: 19.3%



Metal	Ultimo	7d	30d	Acumulado
Oro	1829.13	1.16%	2.65%	-3.63%
Plata	23.27	1.44%	4.44%	-11.76%
Cobre	4.41	0.89%	2.19%	24.13%
Plomo	1.06	1.32%	0.37%	17.50%
Zinc	1.62	0.32%	8.86%	29.49%
WTI	75.38	1.88%	15.01%	55.84%
Acero	501.11	0.71%	4.84%	31.21%