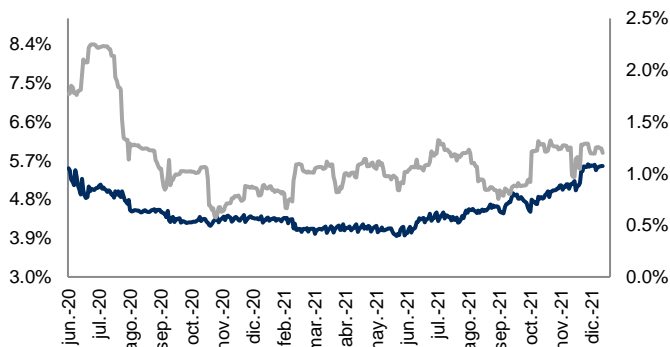


Monitor de Mercados Financieros

ABs y Volatilidad

Cierre: 5.6%

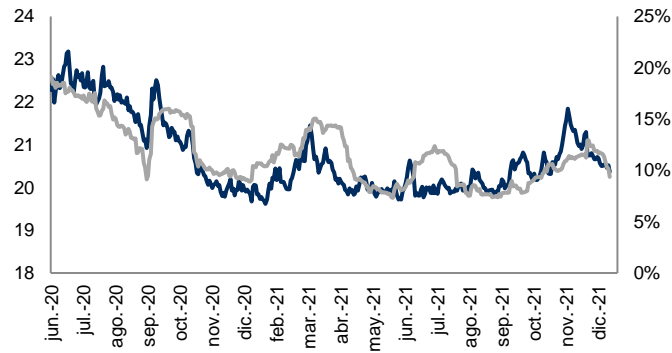
Volat: 1.2%



Tipo Cambio y Volatilidad

Cierre: 20.3670

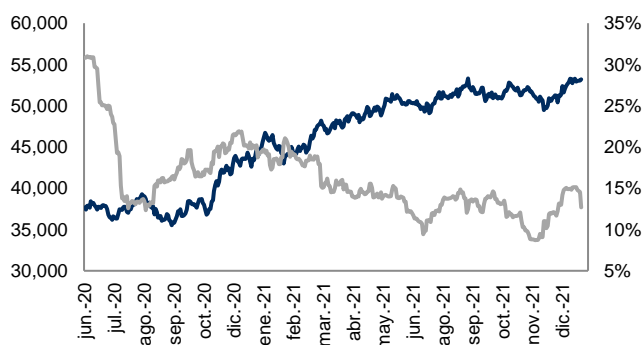
Volat: 9.4%



IPC y Volatilidad

Cierre: 53,202.10

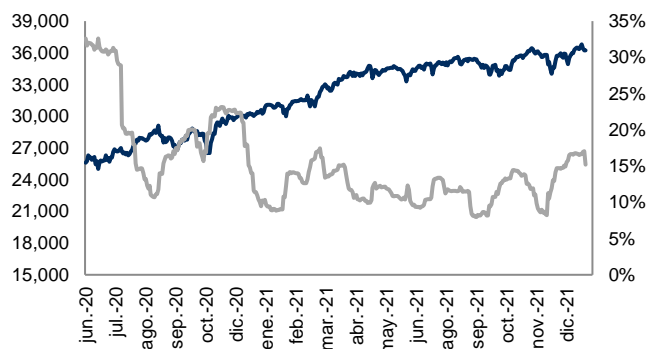
Volat: 12.7%



DJI y Volatilidad

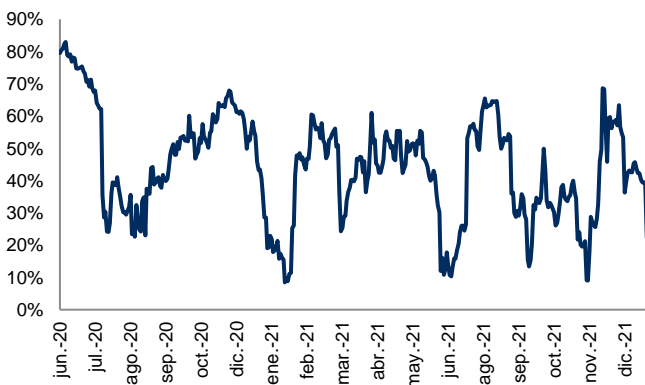
Cierre: 36,231.66

Volat: 15.2%



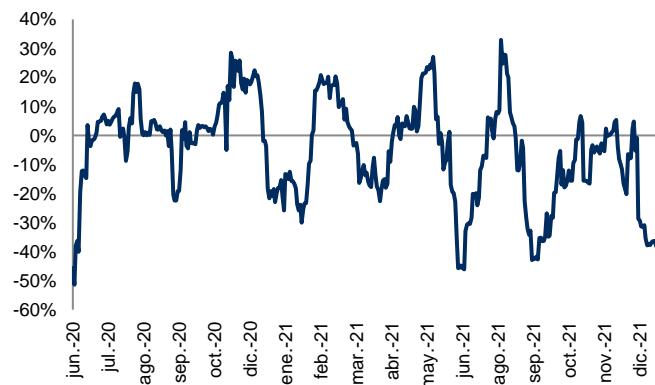
Correlación entre IPC y DJI

Correl: 22.2%



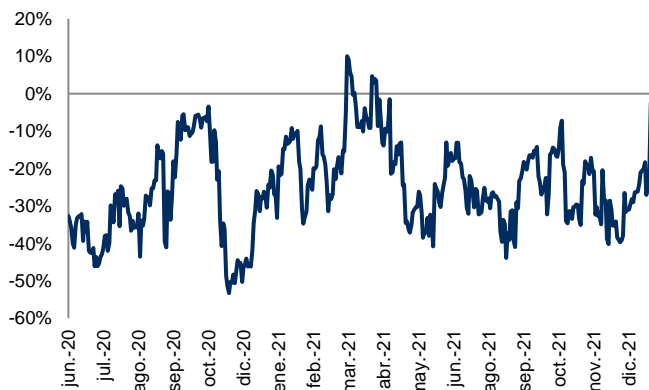
Correlación entre Tipo Cambio y ABs

Correl: -36.3%



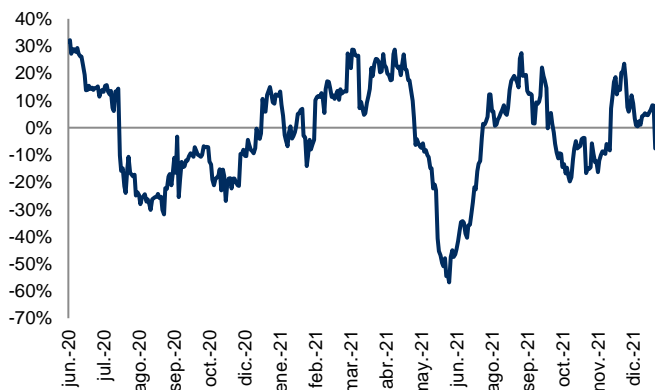
Correlación entre IPC y Tipo Cambio

Correl: -2.5%



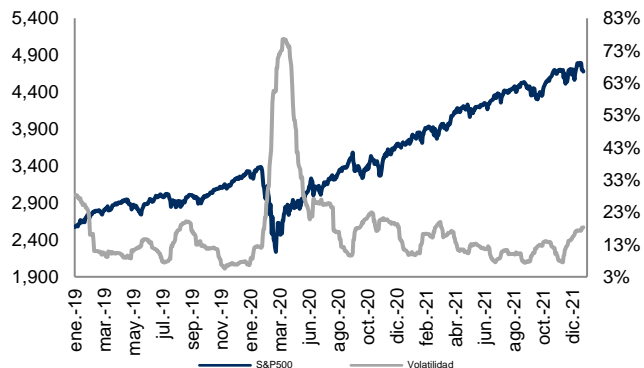
Correlación entre IPC y Abs

Correl: -7.6%

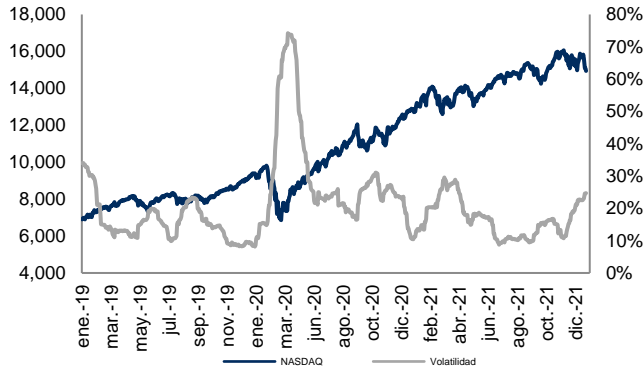


Monitor de Mercados

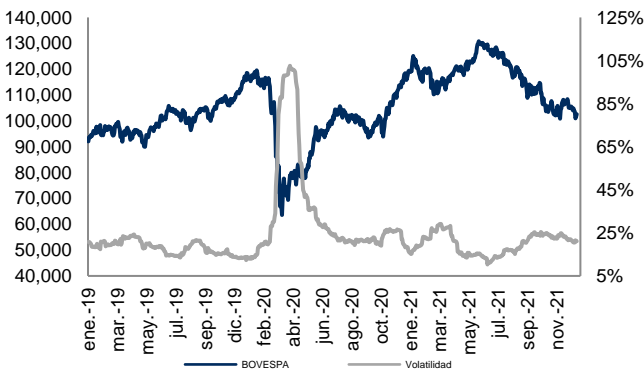
S&P 500 (EUA) Cierre: 4,677.03 Volat: 18.3%



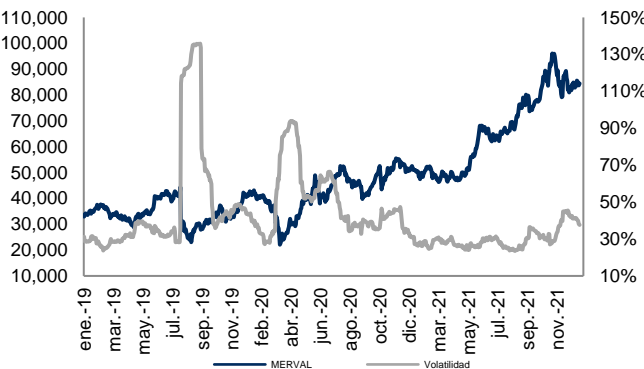
NASDAQ (EUA) Cierre: 14,935.90 Volat: 24.7%



BOVESPA (Sao Paulo) Cierre: 102,523.06 Volat: 21.2%



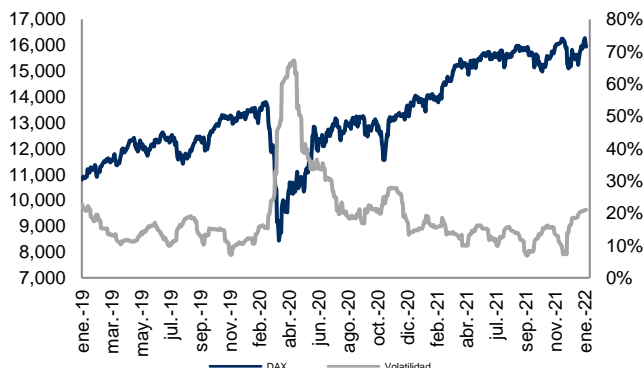
MERVAL (Buenos Aires) Cierre: 84,402.07 Volat: 37.6%



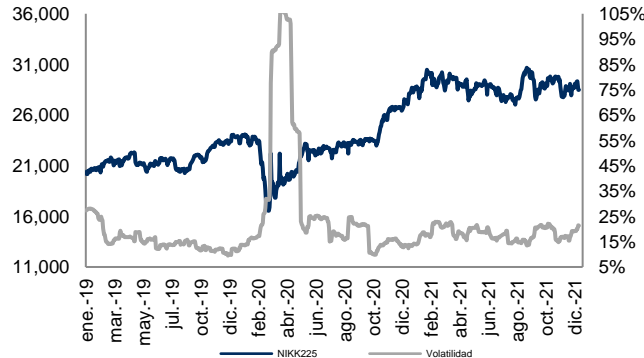
FTSE-100 (Londres) Cierre: 7,485.28 Volat: 16.4%



DAX (Frankfurt) Cierre: 15,947.74 Volat: 21.1%



NIKKEI-225 (Tokio) Cierre: 28,478.56 Volat: 21.4%



Índice	Rend. 7d	Rend. 30d	Rend. Año
S&P 500	-1.87%	-0.51%	-1.87%
NASDAQ	-4.53%	-5.39%	-4.53%
BOVESPA	-3.28%	-6.84%	-3.28%
MERVAL	0.49%	-7.23%	0.49%
FTSE100	1.87%	5.02%	1.87%
DAX	0.23%	1.80%	0.23%
NIKK225	-1.54%	-2.92%	-1.54%
IPC	0.51%	7.15%	0.51%
DJI	-0.29%	1.33%	-0.29%
CAC40	0.76%	3.06%	0.76%
HANGSENG	1.64%	-2.08%	1.64%
TSE300	-0.56%	0.14%	-0.56%
IBEX	0.27%	3.36%	0.27%

Cifras al 07 de enero de 2022. Índices en USD.

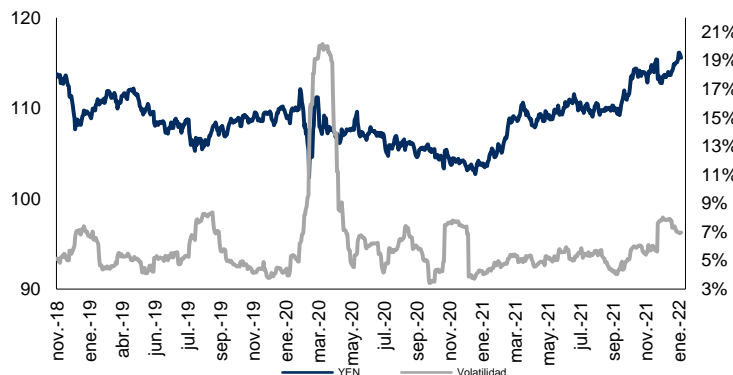


Monitor de Divisas

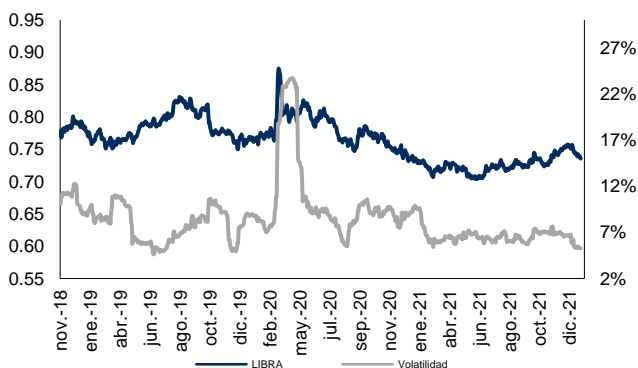
Euro (€) Cierre: 0.88 Volat: 6.4%



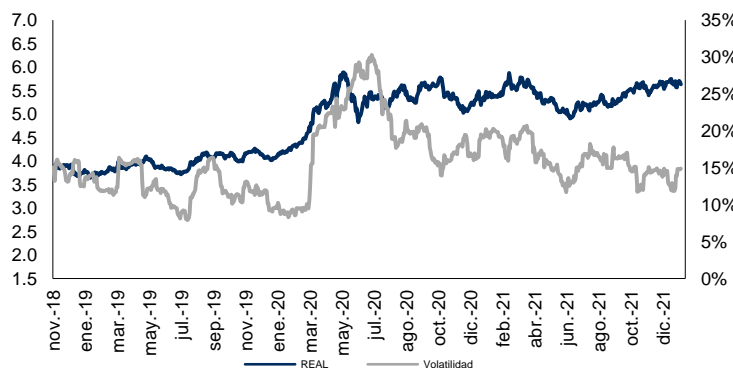
Yen Japonés (¥) Cierre: 115.57 Volat: 7.0%



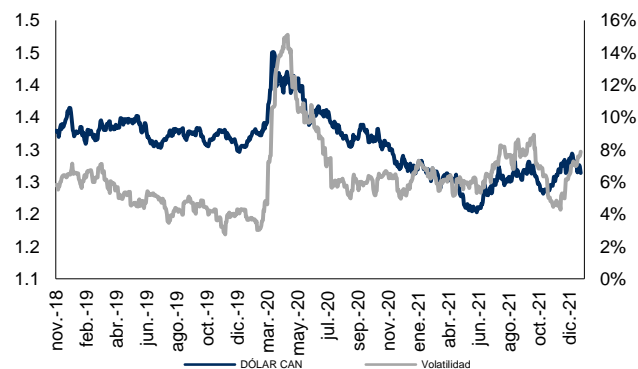
Libra Esterlina (£) Cierre: 0.74 Volat: 5.3%



Real Brasileño Cierre: 5.63 Volat: 14.9%



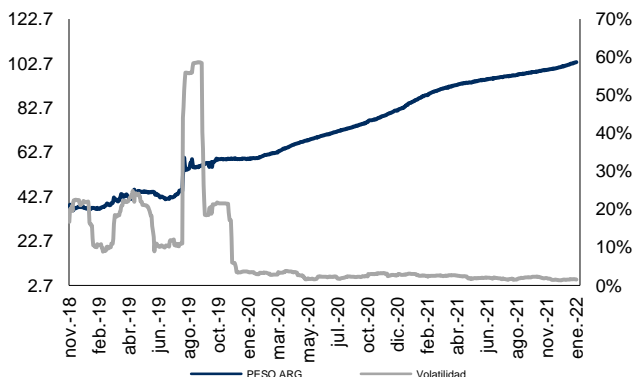
Dólar Canadiense Cierre: 1.26 Volat: 7.9%



Peso Mexicano Cierre: 20.44 Volat: 9.8%



Peso Argentino Cierre: 103.28 Volat: 1.6%



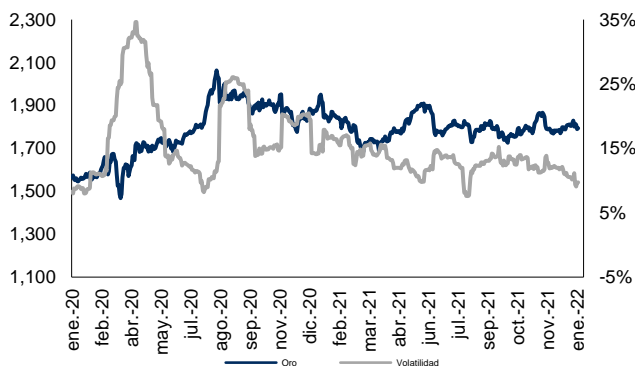
Moneda	Ultimo	7d	30d	Acumulado
Euro	0.88	-0.17%	0.13%	-0.17%
Yen	115.57	-0.46%	-1.62%	-0.46%
Libra	0.74	0.50%	2.95%	0.50%
Real	5.63	-1.11%	-1.78%	-1.11%
Dólar Can	1.26	0.07%	0.10%	0.07%
Peso Mex	20.44	0.24%	2.35%	0.24%
Peso Arg	103.28	-0.58%	-1.91%	-0.58%

Cifras al 07 de enero de 2022. Cotizaciones con respecto al USD.

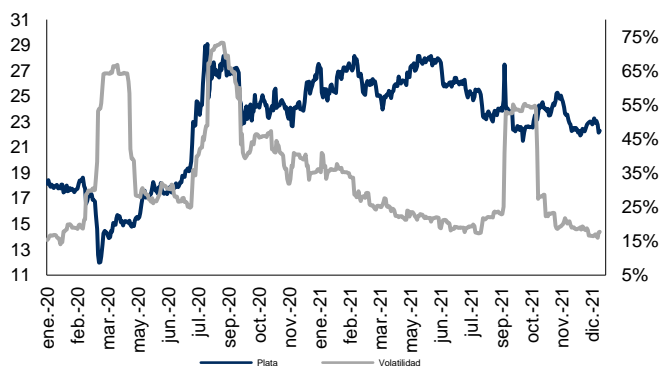


Monitor de Metales y Otros Commodities

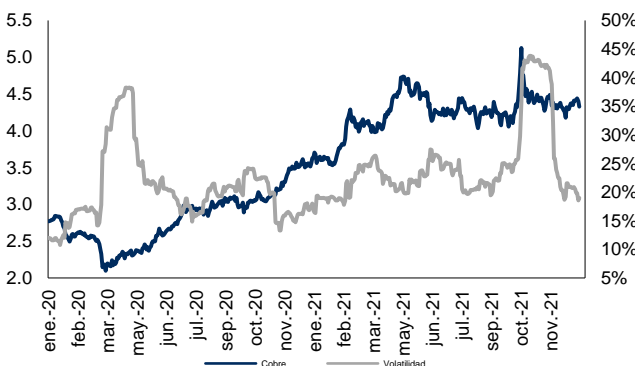
Oro (USD / T. Oz.) Cierre: 1,794.587 Volat: 9.7%



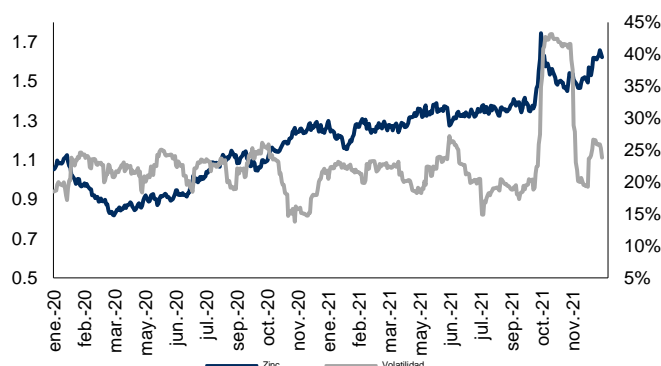
Plata (USD / T. Oz.) Cierre: 22.297 Volat: 17.7%



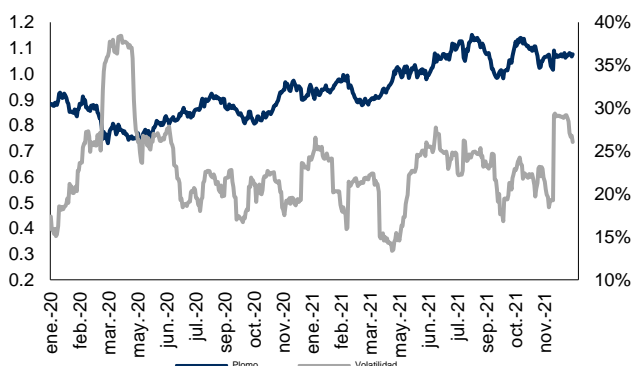
Cobre (USD / libra) Cierre: 4.329 Volat.: 19.0%



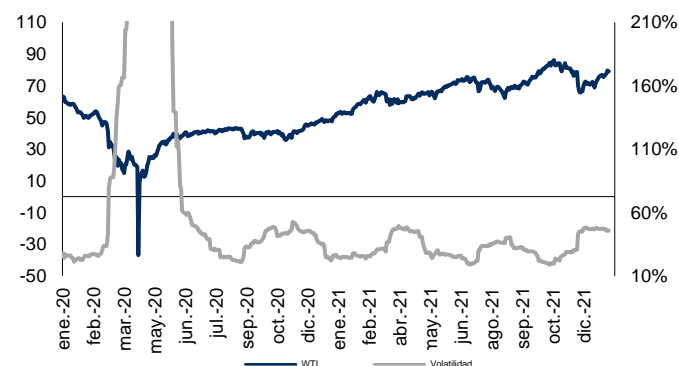
Zinc (USD / libra) Cierre: 1.623 Volat: 23.8%



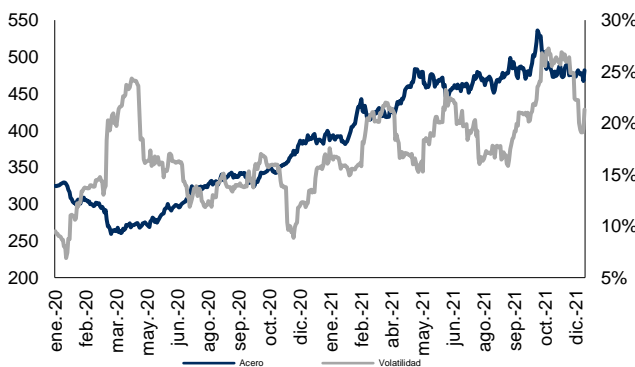
Plomo (US\$ / libra) Cierre: 1.056 Volat: 26.0%



WTI (US\$ / barril) Cierre: 79.050 Volat: 45.6%



Acero (Indice) Cierre: 503.753 Volat: 18.2%



Metal	Ultimo	7d	30d	Acumulado
Oro	1794.59	-1.89%	0.67%	-1.89%
Plata	22.30	-4.18%	-0.48%	-4.18%
Cobre	4.33	-1.86%	-0.73%	-1.86%
Plomo	1.06	0.05%	6.04%	0.05%
Zinc	1.62	-0.06%	8.81%	-0.06%
WTI	79.05	4.87%	8.99%	4.87%
Acero	503.75	0.53%	4.51%	0.53%