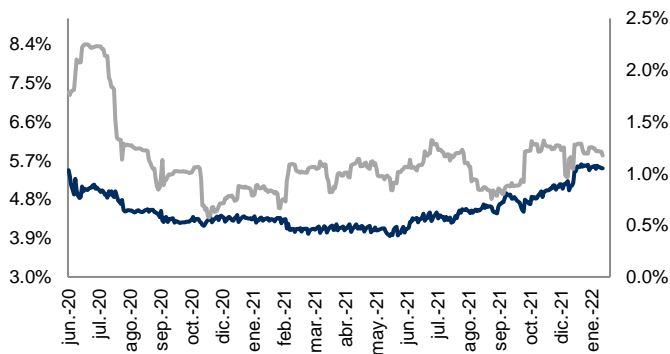


# Monitor de Mercados Financieros

**ABs y Volatilidad**

Cierre: 5.5%

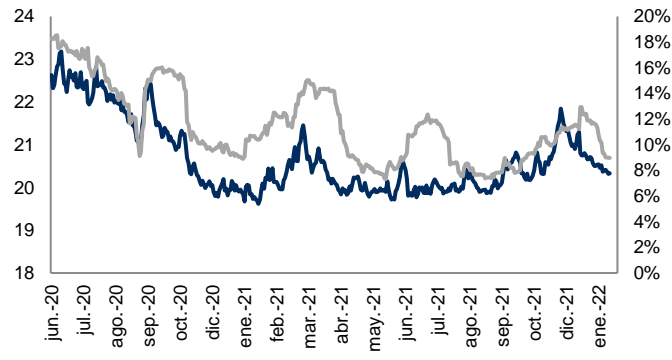
Volat: 1.2%



**Tipo Cambio y Volatilidad**

Cierre: 20.3300

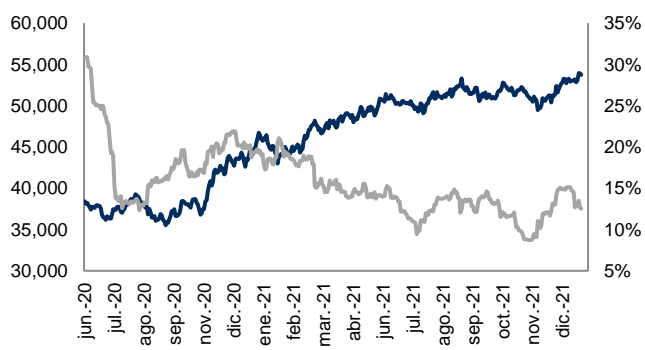
Volat: 9.0%



**IPC y Volatilidad**

Cierre: 53,744.92

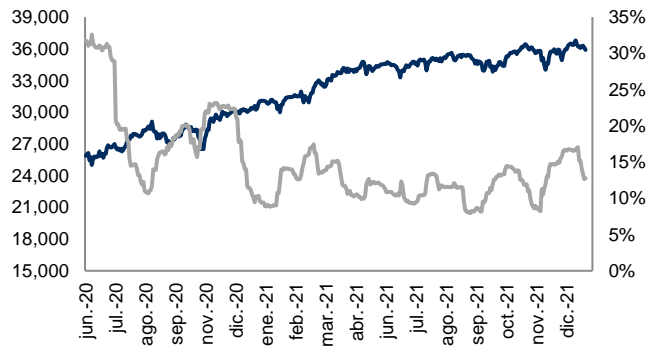
Volat: 12.5%



**DJI y Volatilidad**

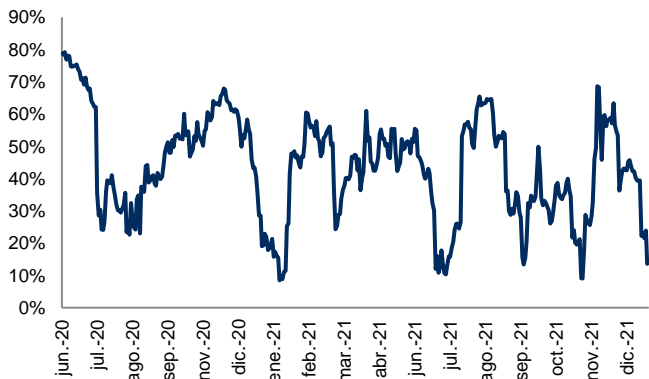
Cierre: 35,911.81

Volat: 12.8%



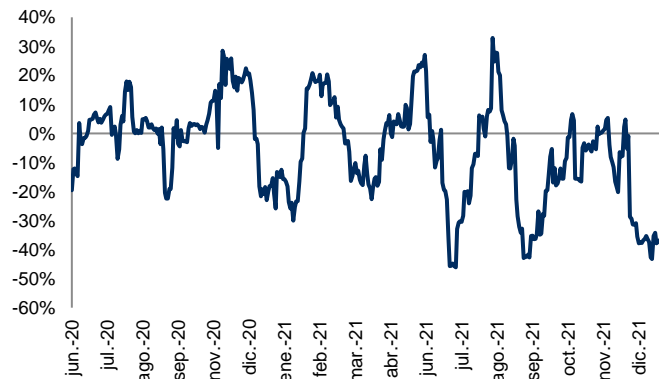
**Correlación entre IPC y DJI**

Correl: 14.3%



**Correlación entre Tipo Cambio y ABs**

Correl: -36.1%



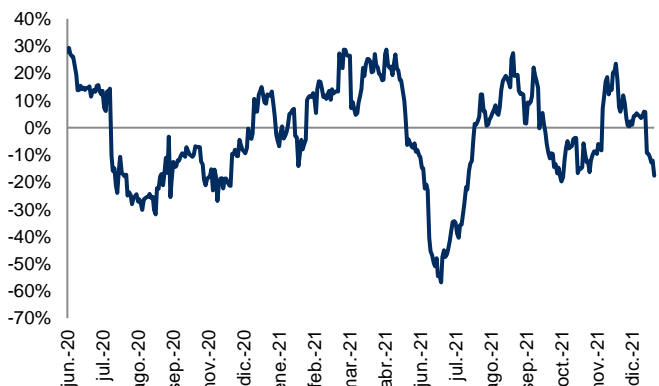
**Correlación entre IPC y Tipo Cambio**

Correl: -2.0%



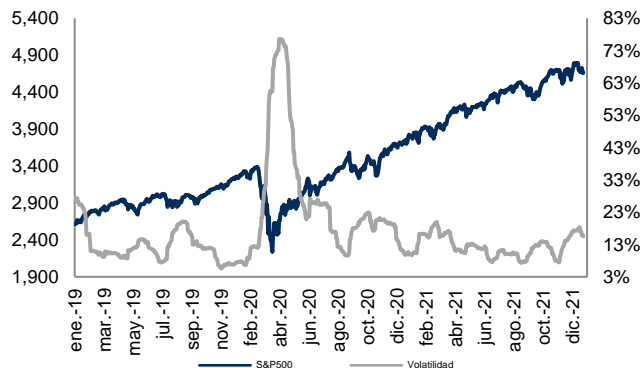
**Correlación entre IPC y Abs**

Correl: -17.6%

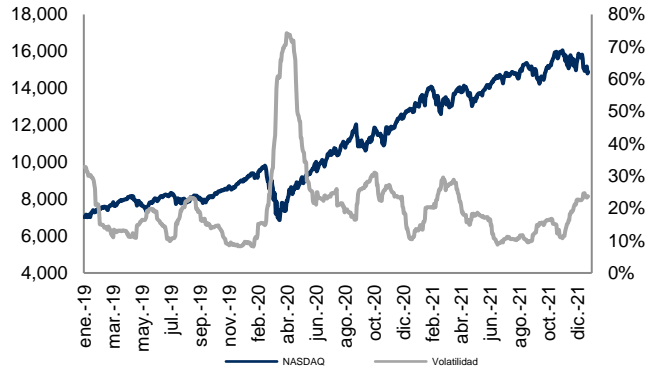


# Monitor de Mercados

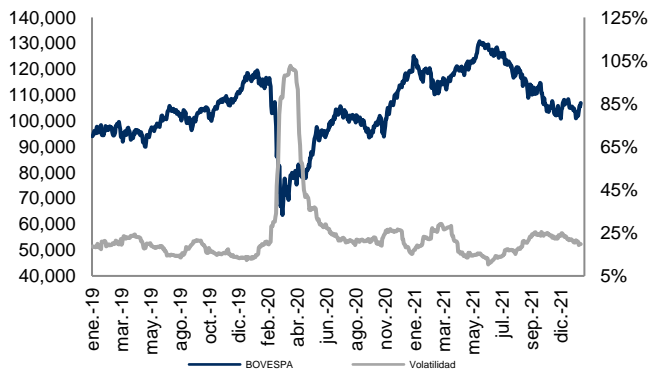
**S&P 500 (EUA)** Cierre: 4,662.85 Volat: 15.5%



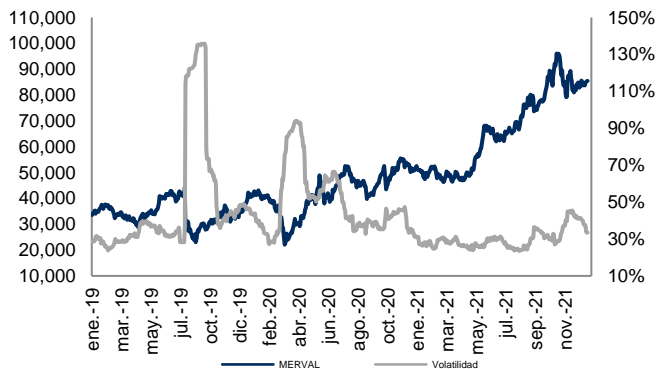
**NASDAQ (EUA)** Cierre: 14,893.75 Volat: 23.7%



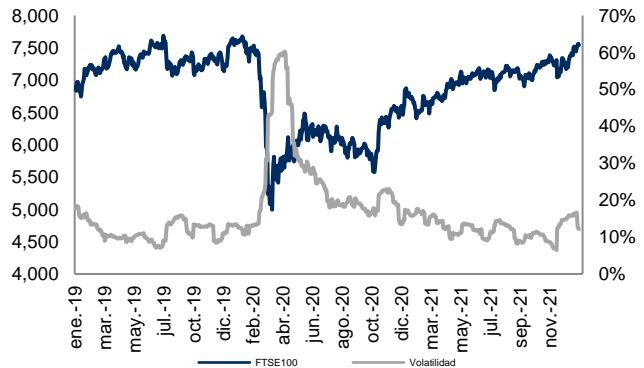
**BOVESPA (Sao Paulo)** Cierre: 106,935.53 Volat: 19.8%



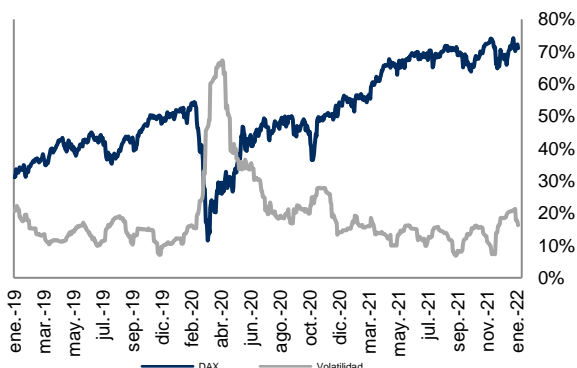
**MERVAL (Buenos Aires)** Cierre: 85,481.07 Volat: 33.5%



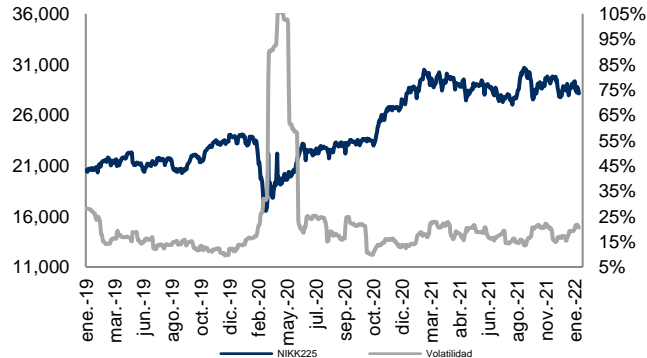
**FTSE-100 (Londres)** Cierre: 7,542.95 Volat: 12.2%



**DAX (Frankfurt)** Cierre: 15,883.24 Volat: 16.3%



**NIKKEI-225 (Tokio)** Cierre: 28,124.28 Volat: 20.5%



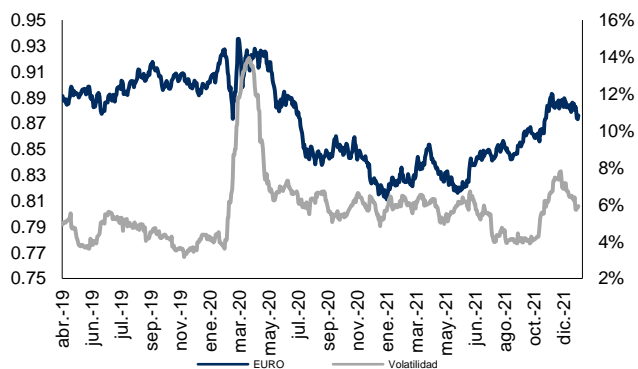
Índice	Rend. 7d	Rend. 30d	Rend. Año
S&P 500	-0.30%	-1.00%	-2.17%
NASDAQ	-0.28%	-4.32%	-4.80%
BOVESPA	6.16%	2.17%	2.68%
MERVAL	0.73%	3.56%	1.23%
FTSE100	1.38%	8.49%	3.27%
DAX	0.06%	3.70%	0.29%
NIKK225	-0.09%	-1.37%	-1.63%
IPC	1.33%	8.80%	1.84%
DJI	-0.88%	-0.04%	-1.17%
CAC40	-0.60%	4.19%	0.16%
HANGSENG	3.95%	4.35%	5.66%
TSE300	1.99%	5.16%	1.42%
IBEX	1.10%	7.54%	1.37%

Cifras al 14 de enero de 2022. Índices en USD.

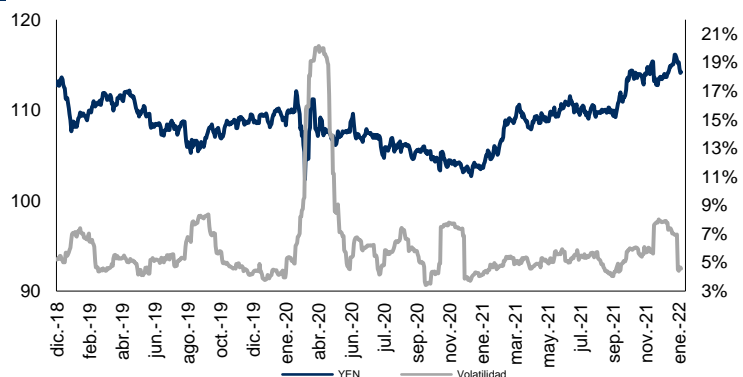


# Monitor de Divisas

**Euro (€)** Cierre: 0.88 Volat: 5.9%



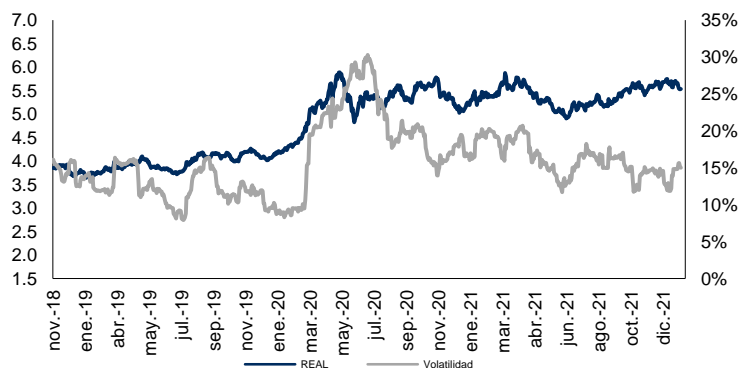
**Yen Japonés (¥)** Cierre: 114.23 Volat: 4.6%



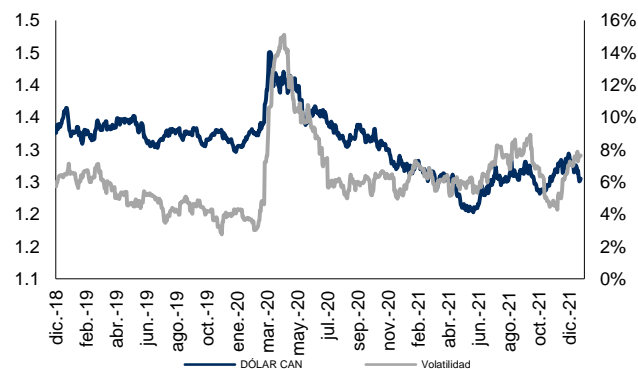
**Libra Esterlina (£)** Cierre: 0.73 Volat: 5.3%



**Real Brasileño** Cierre: 5.53 Volat: 15.0%



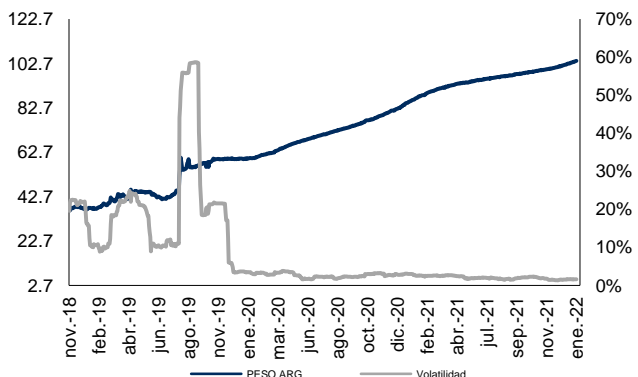
**Dólar Canadiense** Cierre: 1.26 Volat: 7.6%



**Peso Mexicano** Cierre: 20.30 Volat: 8.4%



**Peso Argentino** Cierre: 103.84 Volat: 1.6%



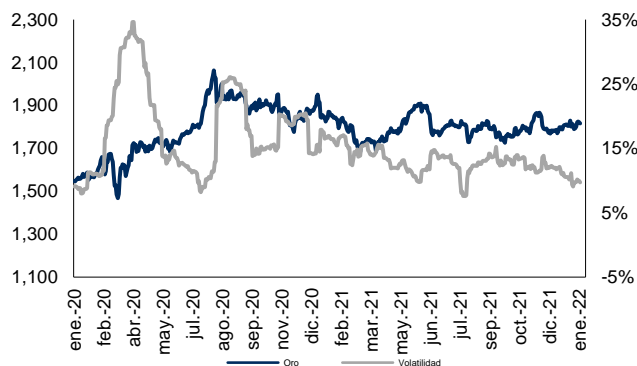
Moneda	Ultimo	7d	30d	Acumulado
<b>Euro</b>	0.88	0.47%	1.04%	0.30%
<b>Yen</b>	114.23	1.17%	-0.19%	0.71%
<b>Libra</b>	0.73	0.60%	3.14%	1.10%
<b>Real</b>	5.53	1.78%	2.64%	0.65%
<b>Dólar Can</b>	1.26	0.69%	2.26%	0.76%
<b>Peso Mex</b>	20.30	0.72%	4.61%	0.97%
<b>Peso Arg</b>	103.84	-0.54%	-1.95%	-1.12%

Cifras al 14 de enero de 2022. Cotizaciones con respecto al USD.

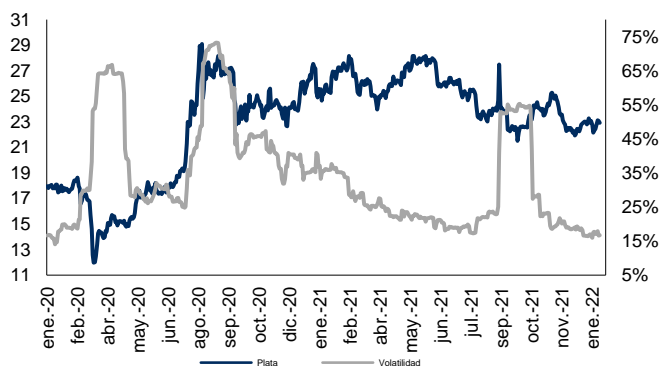


# Monitor de Metales y Otros Commodities

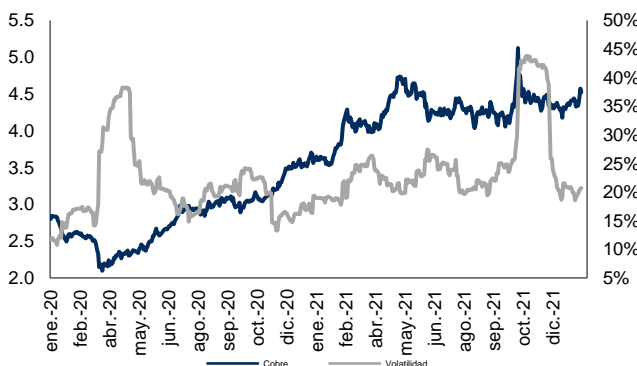
**Oro (USD / T. Oz.)** Cierre: 1,815.900 Volat: 9.7%



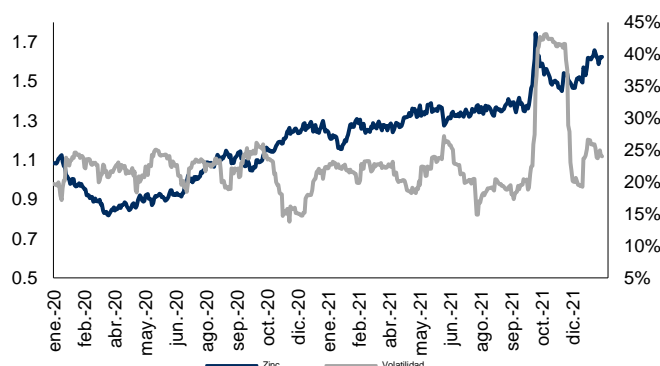
**Plata (USD / T. Oz.)** Cierre: 22.928 Volat: 16.7%



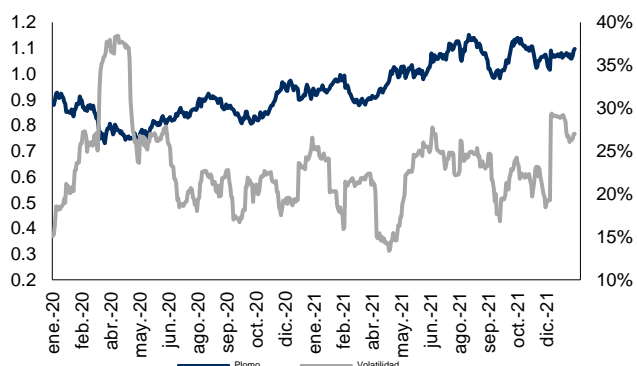
**Cobre (USD / libra)** Cierre: 4.523 Volat.: 20.7%



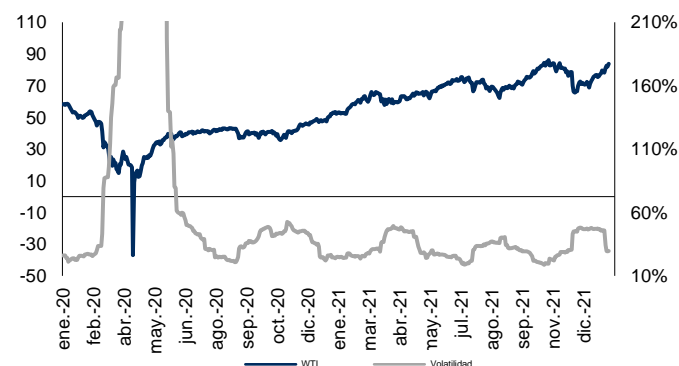
**Zinc (USD / libra)** Cierre: 1.625 Volat: 24.0%



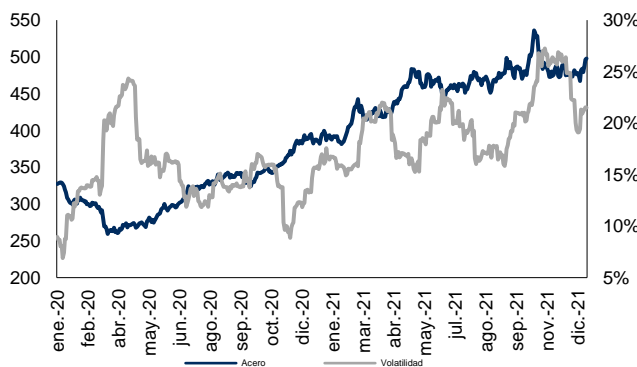
**Plomo (US\$ / libra)** Cierre: 1.076 Volat: 27.0%



**WTI (US\$ / barril)** Cierre: 83.870 Volat: 29.6%



**Acero (Indice)** Cierre: 512.596 Volat: 16.3%



Metal	Ultimo	7d	30d	Acumulado
Oro	1815.90	1.19%	2.18%	-0.72%
Plata	22.93	2.83%	4.06%	-1.47%
Cobre	4.52	4.50%	6.01%	2.55%
Plomo	1.08	1.93%	2.91%	1.99%
Zinc	1.62	0.11%	8.07%	0.05%
WTI	83.87	6.10%	18.14%	11.26%
Acero	512.60	1.76%	9.73%	2.29%