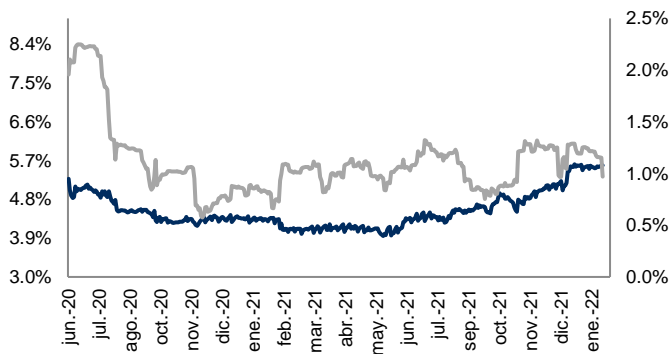


Monitor de Mercados Financieros

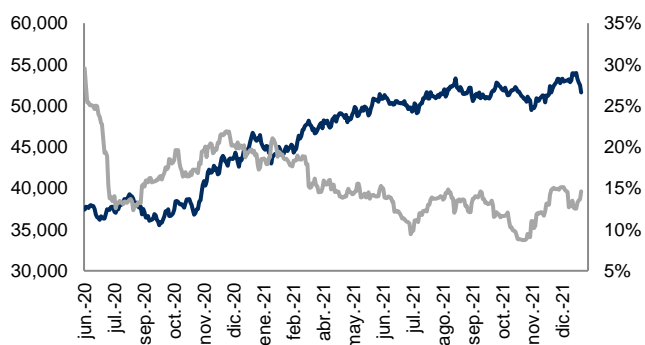
ABs y Volatilidad Cierre: 5.6% Volat: 1.0%



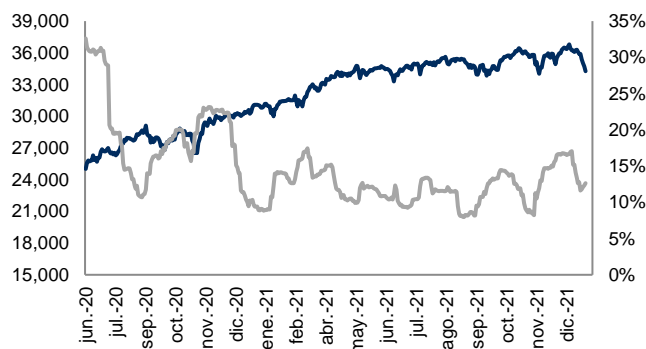
Tipo Cambio y Volatilidad Cierre: 20.4500 Volat: 8.8%



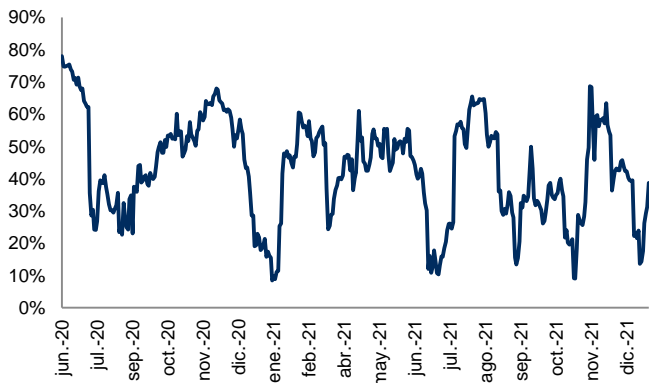
IPC y Volatilidad Cierre: 51,599.37 Volat: 14.6%



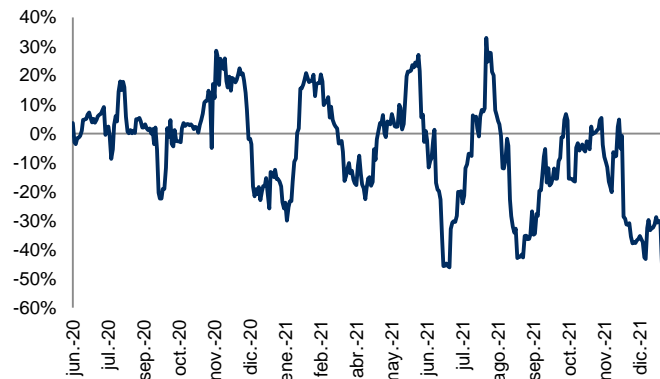
DJI y Volatilidad Cierre: 34,265.37 Volat: 12.6%



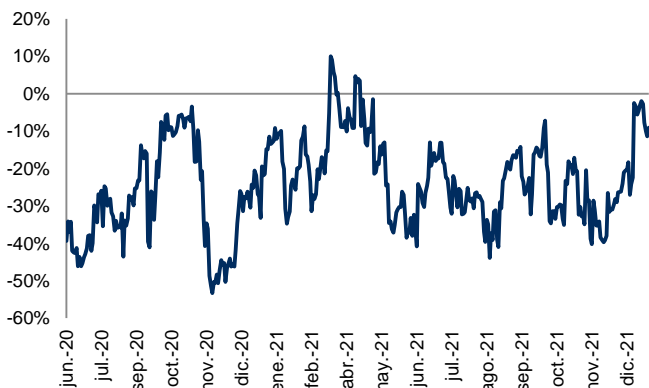
Correlación entre IPC y DJI Correl: 38.6%



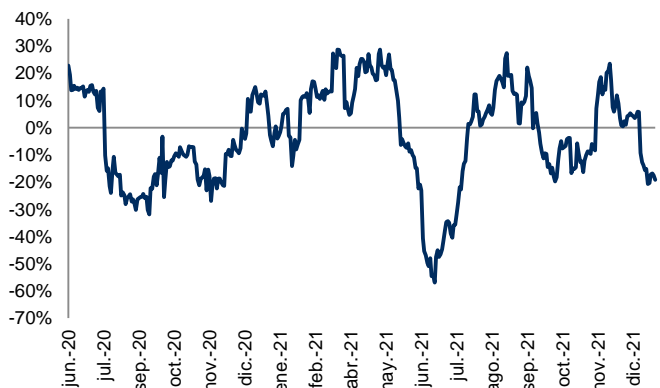
Correlación entre Tipo Cambio y ABs Correl: -45.2%



Correlación entre IPC y Tipo Cambio Correl: -9.1%

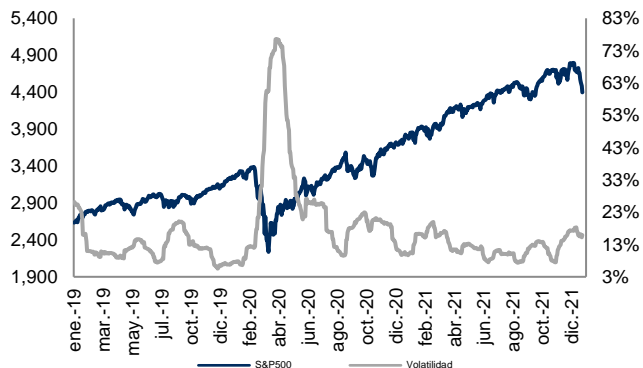


Correlación entre IPC y Abs Correl: -19.2%

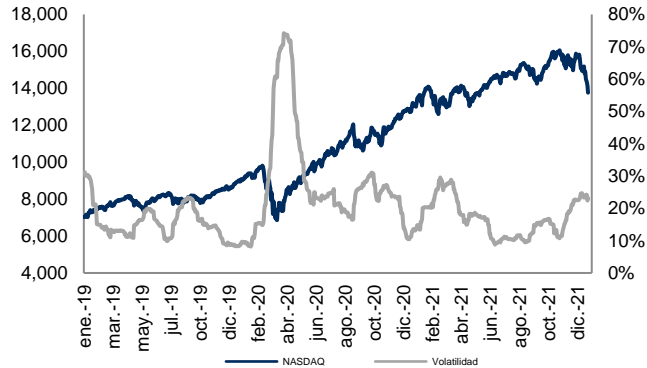


Monitor de Mercados

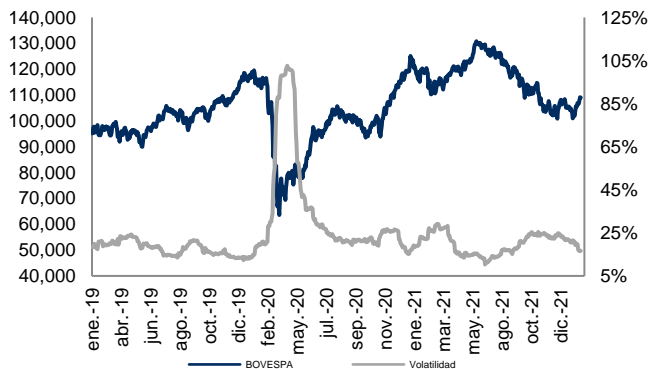
S&P 500 (EUA) Cierre: 4,397.94 Volat: 15.9%



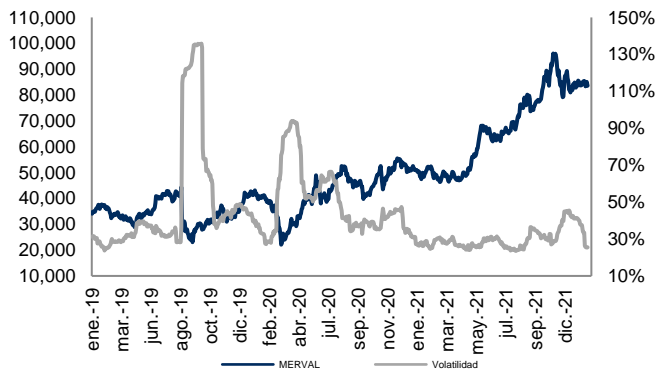
NASDAQ (EUA) Cierre: 13,768.92 Volat: 23.2%



BOVESPA (Sao Paulo) Cierre: 108,996.13 Volat: 16.6%



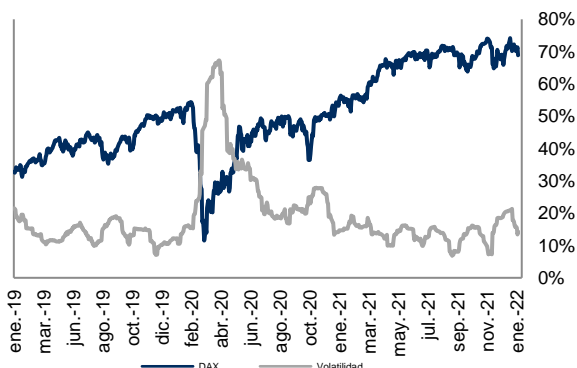
MERVAL (Buenos Aires) Cierre: 83,622.48 Volat: 25.4%



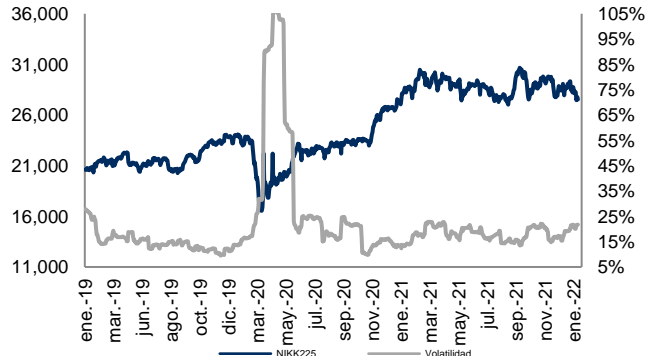
FTSE-100 (Londres) Cierre: 7,494.13 Volat: 11.1%



DAX (Frankfurt) Cierre: 15,603.88 Volat: 14.3%



NIKKEI-225 (Tokio) Cierre: 27,522.26 Volat: 21.7%



Índice	Rend. 7d	Rend. 30d	Rend. Año
S&P 500	-5.68%	-6.36%	-7.73%
NASDAQ	-7.55%	-11.29%	-11.99%
BOVESPA	3.32%	7.25%	6.09%
MERVAL	-2.64%	-2.02%	-1.45%
FTSE100	-1.55%	3.57%	1.67%
DAX	-2.35%	0.17%	-2.07%
NIKK225	-1.62%	-3.23%	-3.21%
IPC	-4.70%	-0.31%	-2.94%
DJI	-4.58%	-4.16%	-5.70%
CAC40	-1.64%	0.35%	-1.48%
HANGSENG	2.36%	8.24%	8.15%
TSE300	-3.65%	-0.11%	-2.28%
IBEX	-1.87%	2.89%	-0.53%

Cifras al 21 de enero de 2022. Índices en USD.

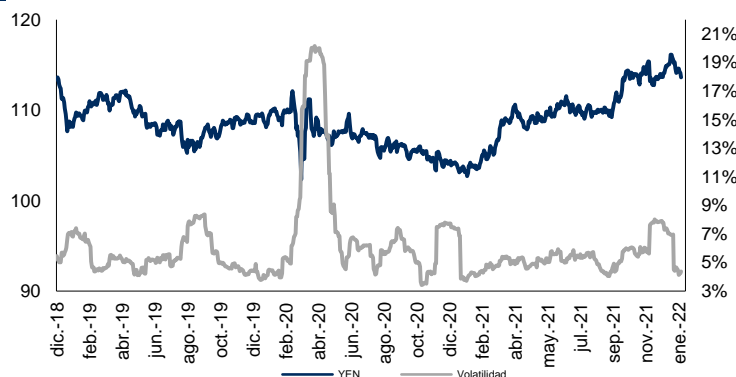


Monitor de Divisas

Euro (€) Cierre: 0.88 Volat: 5.9%



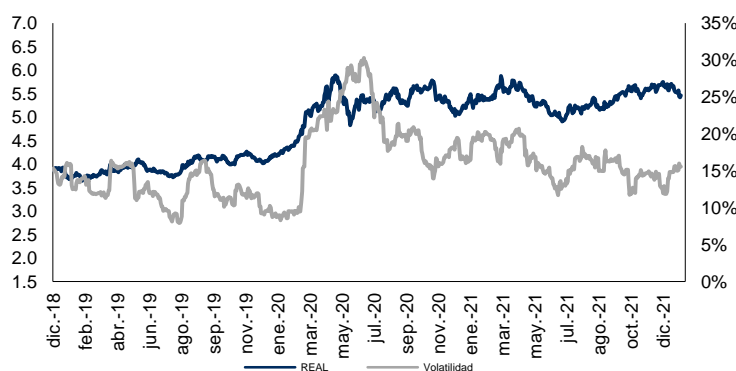
Yen Japonés (¥) Cierre: 113.62 Volat: 4.4%



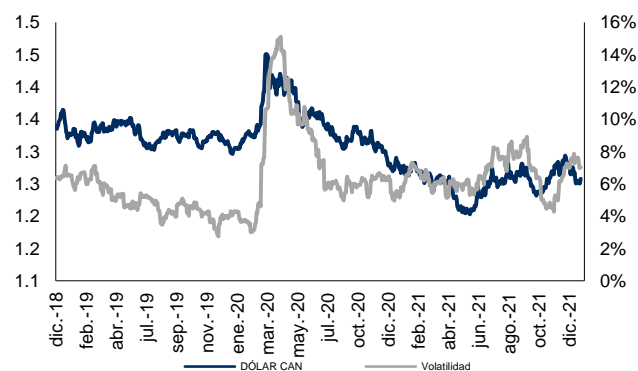
Libra Esterlina (£) Cierre: 0.74 Volat: 5.3%



Real Brasileño Cierre: 5.46 Volat: 15.5%



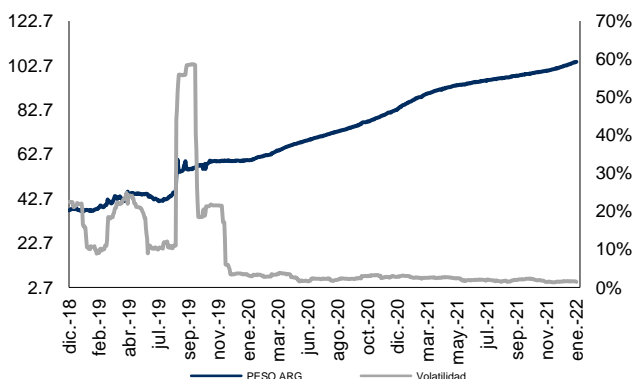
Dólar Canadiense Cierre: 1.26 Volat: 7.0%



Peso Mexicano Cierre: 20.45 Volat: 7.7%



Peso Argentino Cierre: 104.34 Volat: 1.5%



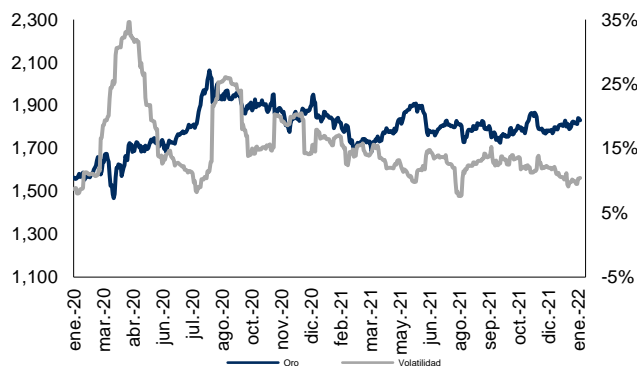
Moneda	Ultimo	7d	30d	Acumulado
Euro	0.88	-0.60%	0.11%	-0.31%
Yen	113.62	0.54%	0.43%	1.25%
Libra	0.74	-0.91%	1.46%	0.18%
Real	5.46	1.37%	3.56%	2.03%
Dólar Can	1.26	-0.21%	2.06%	0.54%
Peso Mex	20.45	-0.74%	1.51%	0.22%
Peso Arg	104.34	-0.48%	-1.98%	-1.59%

Cifras al 21 de enero de 2022. Cotizaciones con respecto al USD.

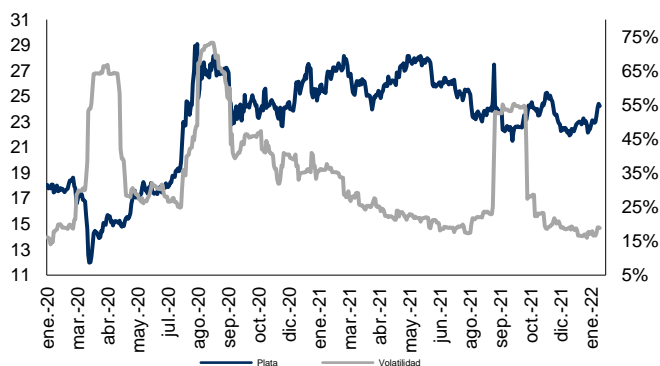


Monitor de Metales y Otros Commodities

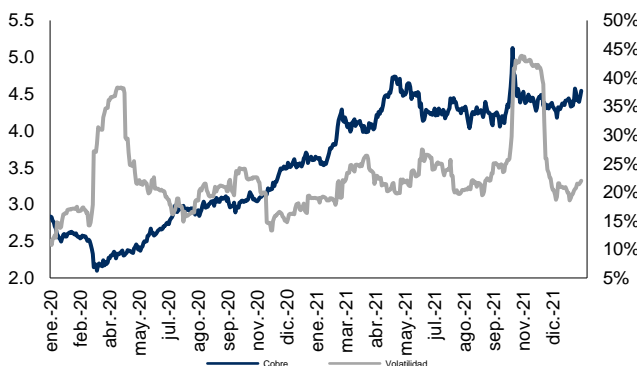
Oro (USD / T. Oz.) Cierre: 1,831.048 Volat: 10.4%



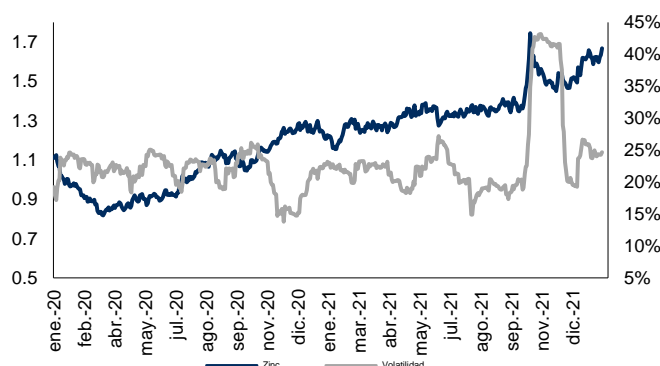
Plata (USD / T. Oz.) Cierre: 24.230 Volat: 18.9%



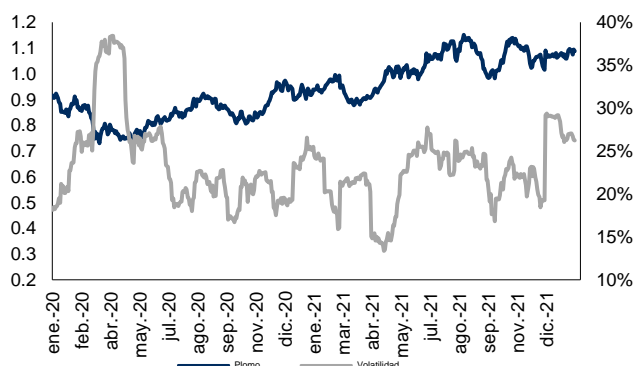
Cobre (USD / libra) Cierre: 4.544 Volat.: 22.0%



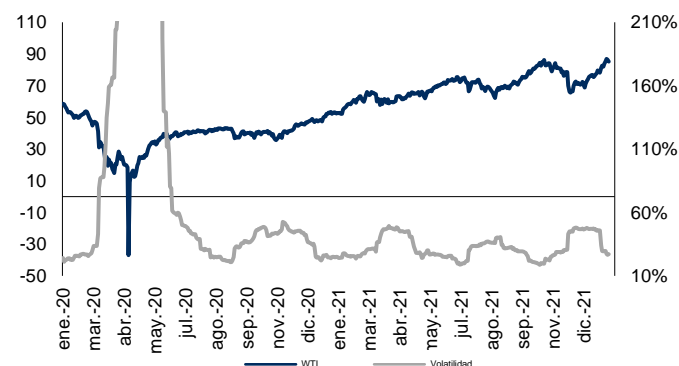
Zinc (USD / libra) Cierre: 1.667 Volat: 24.7%



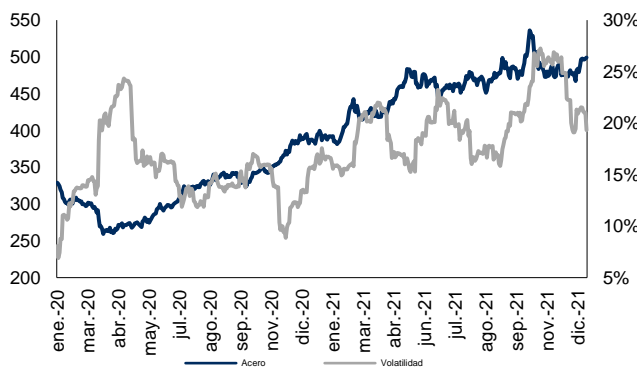
Plomo (US\$ / libra) Cierre: 1.068 Volat: 26.2%



WTI (US\$ / barril) Cierre: 85.210 Volat: 27.1%



Acero (Indice) Cierre: 527.134 Volat: 17.3%



Metal	Ultimo	7d	30d	Acumulado
Oro	1831.05	0.83%	1.54%	0.10%
Plata	24.23	5.68%	6.37%	4.13%
Cobre	4.54	0.46%	4.80%	3.03%
Plomo	1.07	-0.80%	1.73%	1.17%
Zinc	1.67	2.63%	6.29%	2.68%
WTI	85.21	1.60%	16.85%	13.04%
Acero	527.13	2.84%	6.13%	5.19%