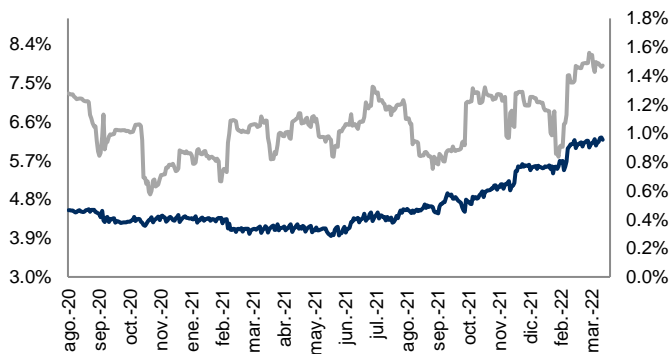


Monitor de Mercados Financieros

ABs y Volatilidad

Cierre: 6.2%

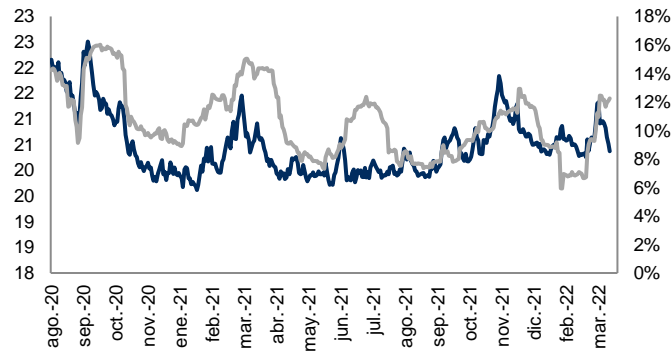
Volat: 1.5%



Tipo Cambio y Volatilidad

Cierre: 20.3760

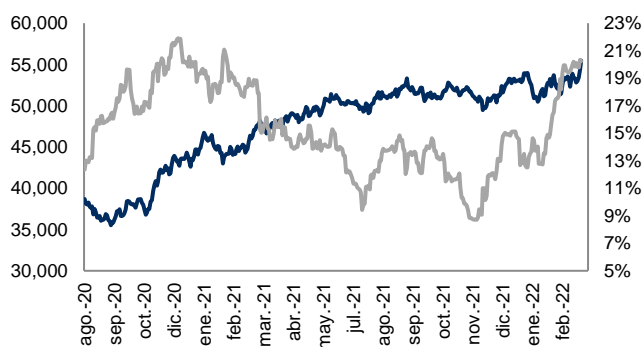
Volat: 12.2%



IPC y Volatilidad

Cierre: 55,467.06

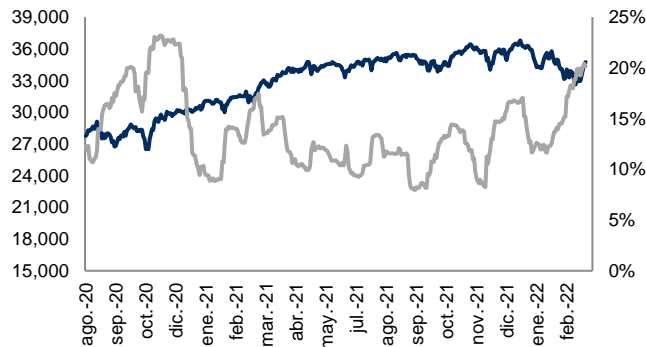
Volat: 20.2%



DJI y Volatilidad

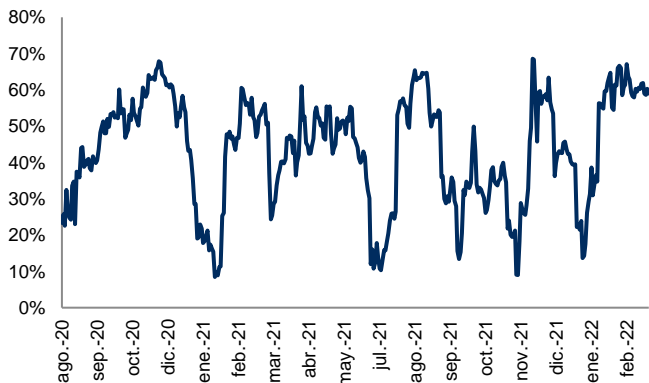
Cierre: 34,754.93

Volat: 20.1%



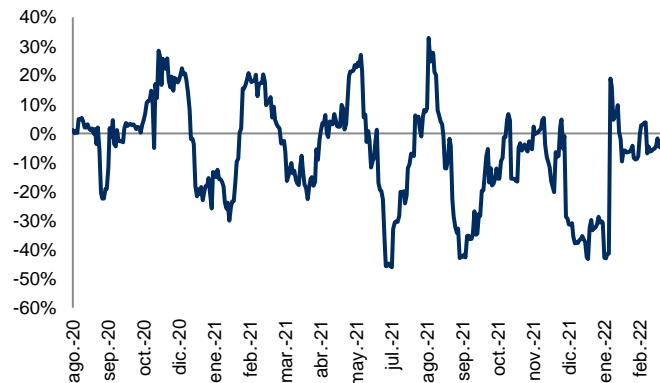
Correlación entre IPC y DJI

Correl: 59.0%



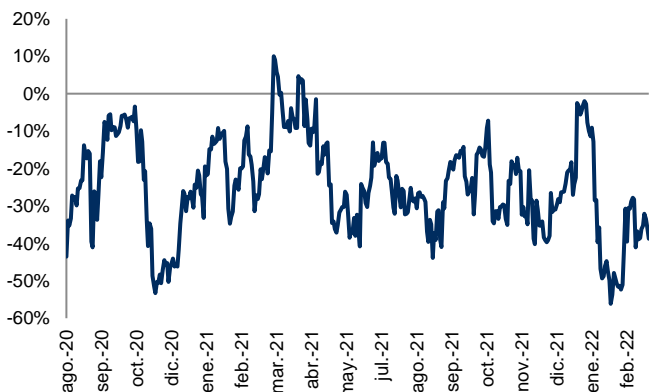
Correlación entre Tipo Cambio y ABs

Correl: -2.5%



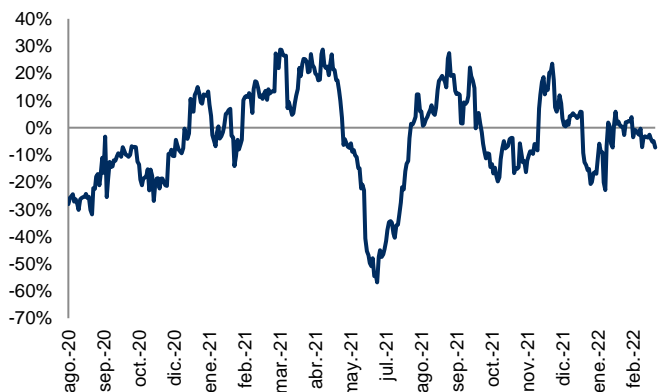
Correlación entre IPC y Tipo Cambio

Correl: -38.8%



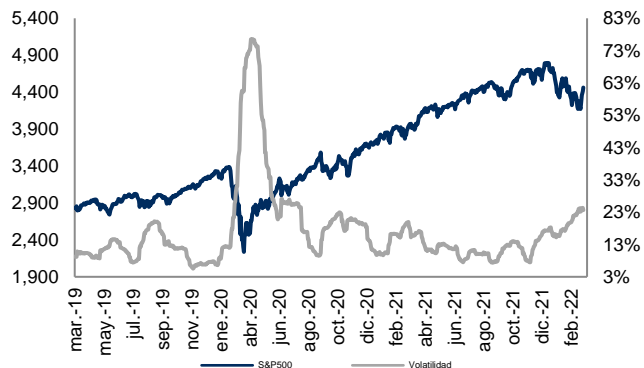
Correlación entre IPC y Abs

Correl: -7.3%

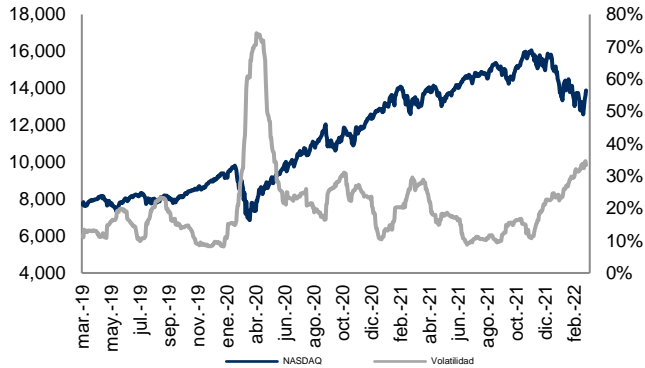


Monitor de Mercados

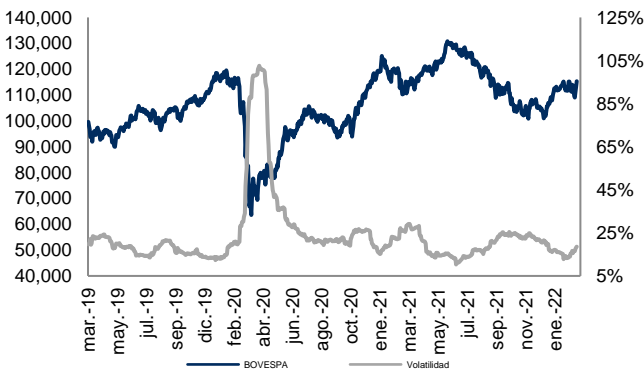
S&P 500 (EUA) Cierre: 4,463.12 Volat: 23.6%



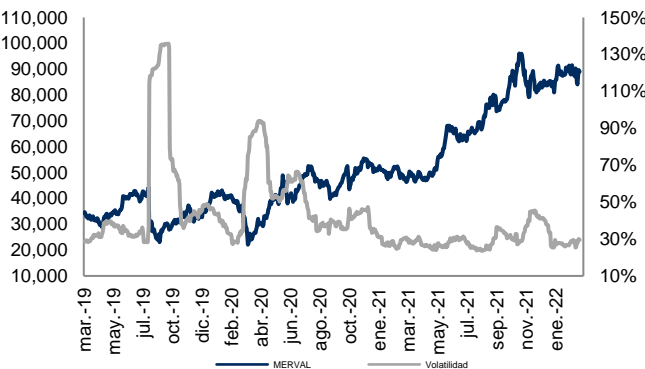
NASDAQ (EUA) Cierre: 13,893.84 Volat: 33.5%



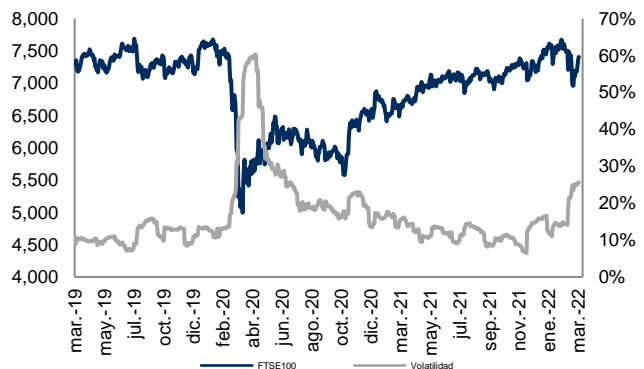
BOVESPA (Sao Paulo) Cierre: 115,310.91 Volat: 18.6%



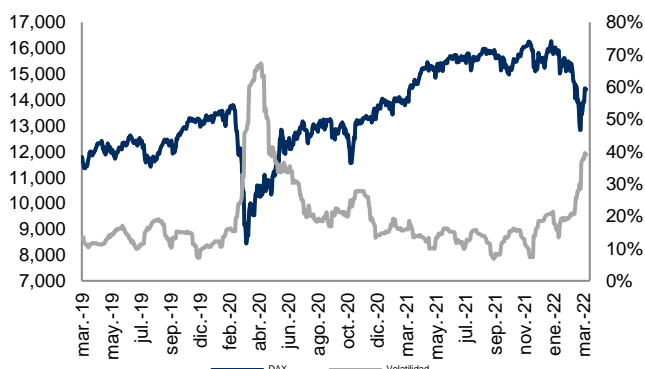
MERVAL (Buenos Aires) Cierre: 89,057.57 Volat: 29.5%



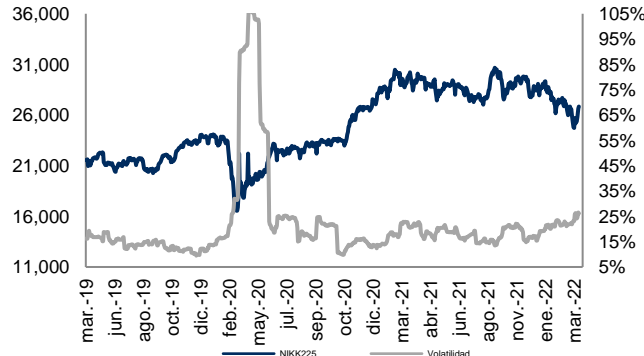
FTSE-100 (Londres) Cierre: 7,404.73 Volat: 25.6%



DAX (Frankfurt) Cierre: 14,413.09 Volat: 39.1%



NIKKEI-225 (Tokio) Cierre: 26,827.43 Volat: 26.1%



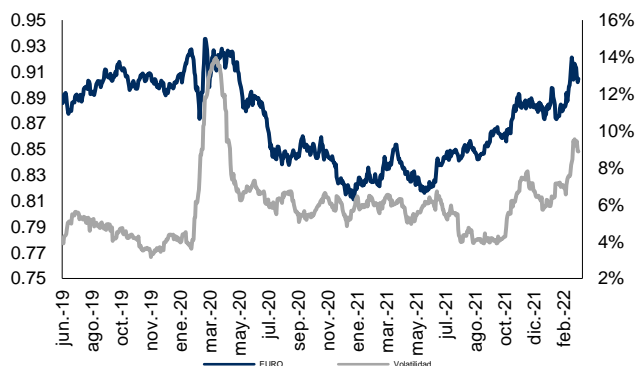
Índice	Rend. 7d	Rend. 30d	Rend. Año
S&P 500	6.16%	-0.27%	-6.36%
NASDAQ	8.18%	-1.63%	-11.19%
BOVESPA	4.35%	2.37%	21.99%
MERVAL	-0.76%	-4.56%	-0.14%
FTSE100	4.64%	-5.49%	-2.31%
DAX	7.14%	-9.00%	-11.84%
NIKK225	4.90%	-5.35%	-10.05%
IPC	6.94%	3.02%	4.88%
DJI	5.50%	-0.51%	-4.36%
CAC40	7.13%	-7.61%	-10.08%
HANGSENG	4.24%	-13.64%	-7.69%
TSE300	2.81%	2.20%	3.20%
IBEX	4.73%	-6.35%	-6.14%

Cifras al 18 de marzo de 2022. Índices en USD.

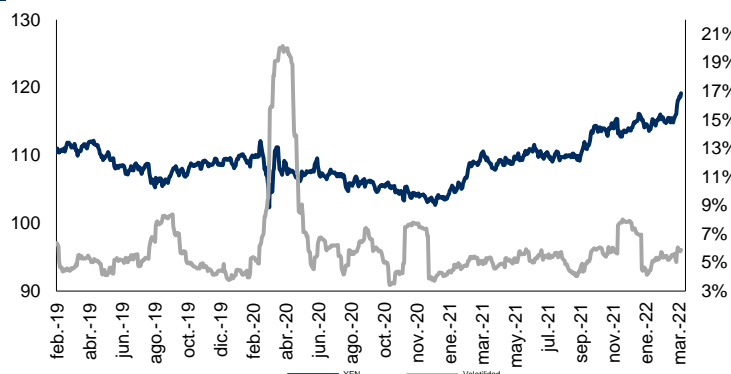


Monitor de Divisas

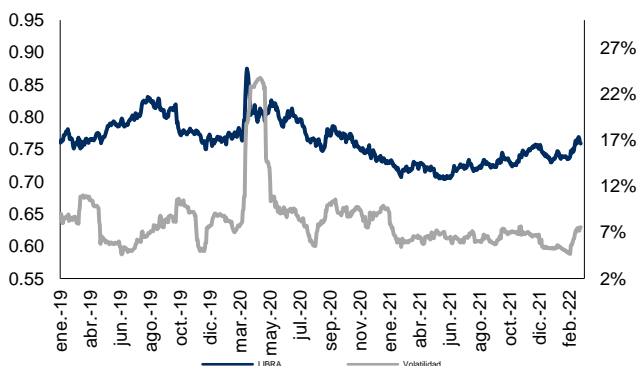
Euro (€) Cierre: 0.90 Volat: 8.9%



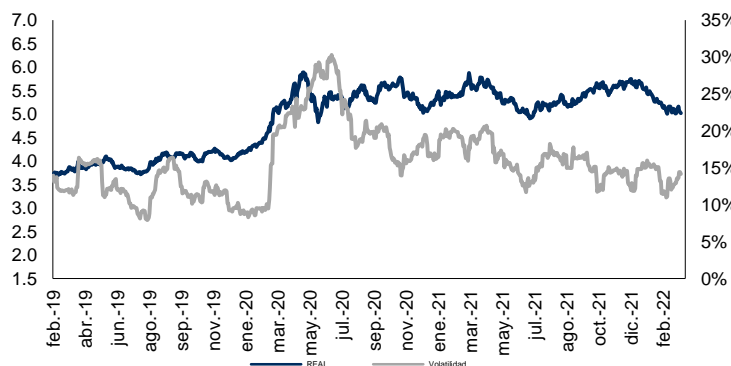
Yen Japonés (¥) Cierre: 119.17 Volat: 5.9%



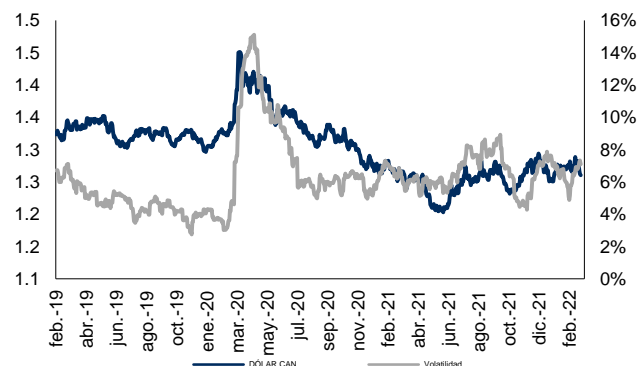
Libra Esterlina (£) Cierre: 0.76 Volat: 7.6%



Real Brasileño Cierre: 5.02 Volat: 14.2%



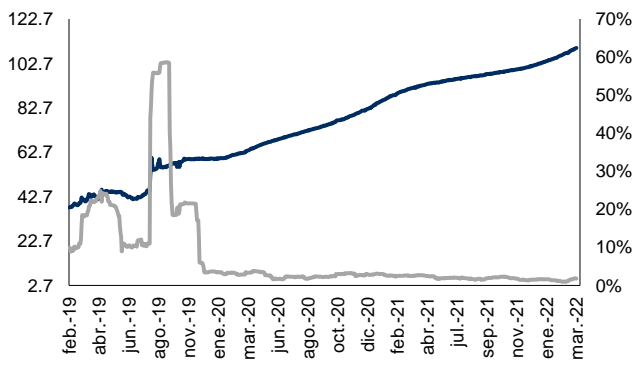
Dólar Canadiense Cierre: 1.26 Volat: 7.1%



Peso Mexicano Cierre: 20.40 Volat: 11.9%



Peso Argentino Cierre: 109.67 Volat: 1.8%



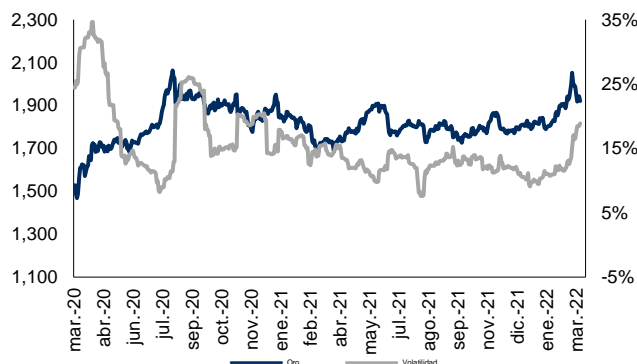
Moneda	Ultimo	7d	30d	Acumulado
Euro	0.90	1.30%	-2.80%	-2.84%
Yen	119.17	-1.61%	-3.11%	-3.47%
Libra	0.76	1.12%	-2.95%	-2.57%
Real	5.02	1.02%	2.26%	10.89%
Dólar Can	1.26	1.13%	0.72%	0.36%
Peso Mex	20.40	2.80%	-0.37%	0.47%
Peso Arg	109.67	-0.82%	-2.93%	-6.37%

Cifras al 18 de marzo de 2022. Cotizaciones con respecto al USD.

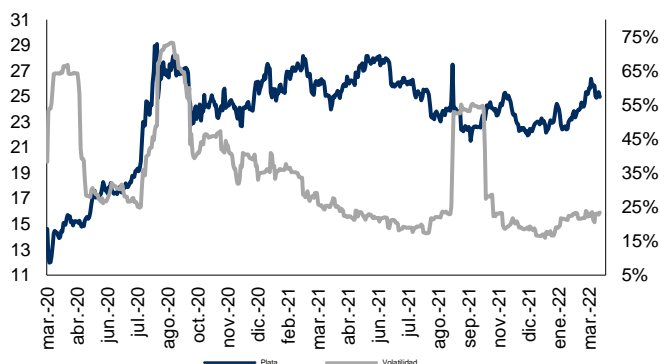


Monitor de Metales y Otros Commodities

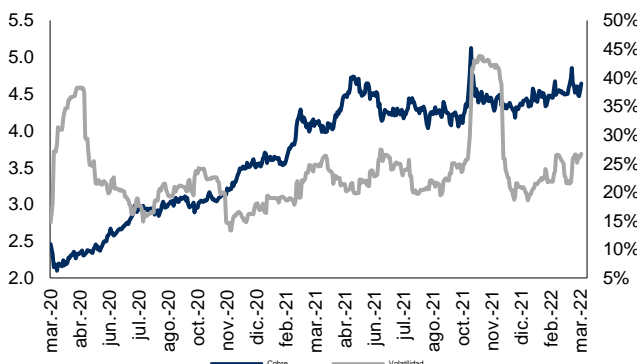
Oro (USD / T. Oz.) Cierre: 1,921.087 Volat: 18.9%



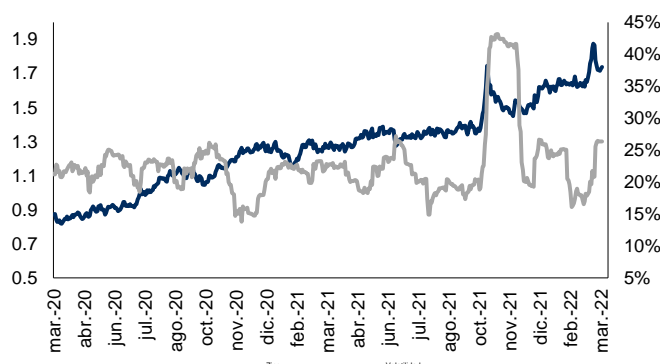
Plata (USD / T. Oz.) Cierre: 24.950 Volat: 23.4%



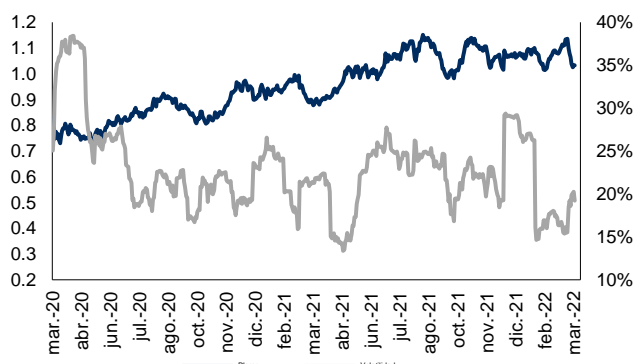
Cobre (USD / libra) Cierre: 4.641 Volat: 26.7%



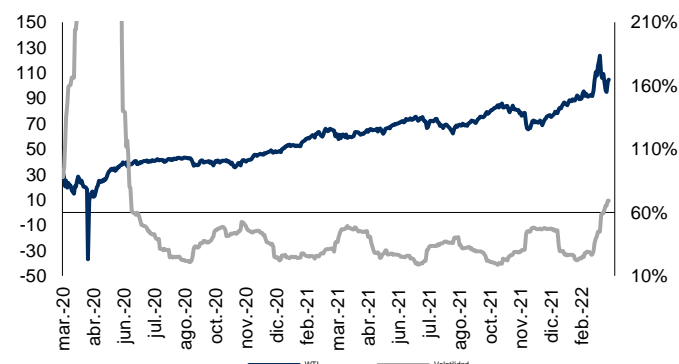
Zinc (USD / libra) Cierre: 1.738 Volat: 26.4%



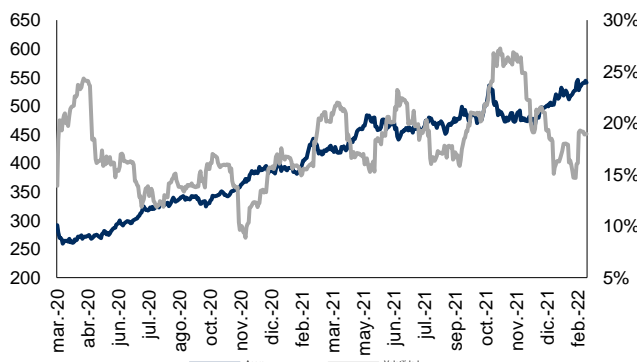
Plomo (US\$ / libra) Cierre: 1.012 Volat: 19.2%



WTI (US\$ / barril) Cierre: 104.740 Volat: 69.3%



Acero (Indice) Cierre: 581.876 Volat: 27.3%



Metal	Ultimo	7d	30d	Acumulado
Oro	1921.09	-3.23%	2.87%	5.03%
Plata	24.95	-3.35%	5.99%	7.22%
Cobre	4.64	1.35%	2.22%	5.22%
Plomo	1.01	-4.34%	-3.81%	-4.09%
Zinc	1.74	-0.27%	6.96%	7.04%
WTI	104.74	-4.22%	11.57%	38.95%
Acero	581.88	-4.04%	7.91%	16.12%