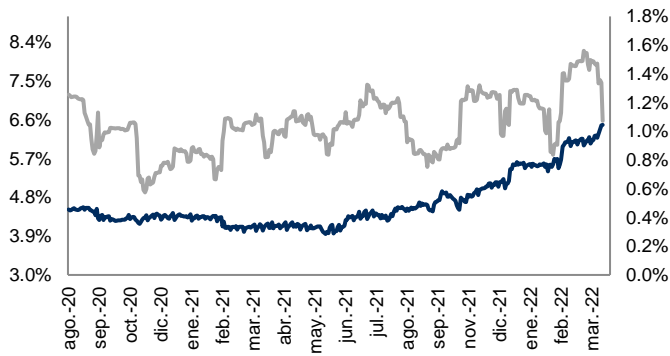


Monitor de Mercados Financieros

ABs y Volatilidad

Cierre: 6.5%

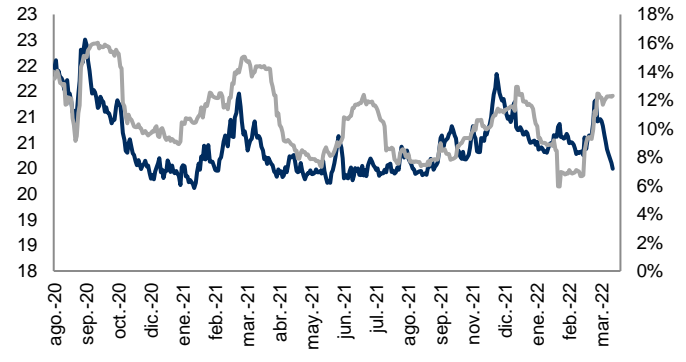
Volat: 1.1%



Tipo Cambio y Volatilidad

Cierre: 19.9930

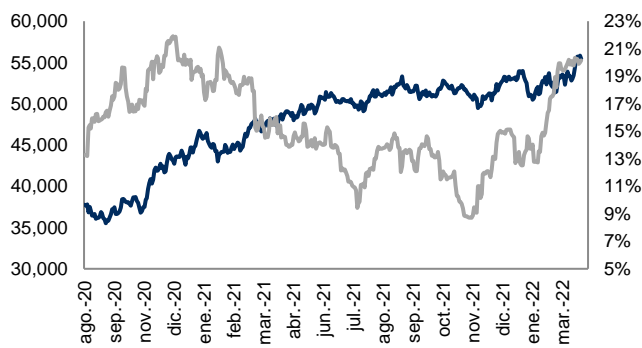
Volat: 12.3%



IPC y Volatilidad

Cierre: 55,436.05

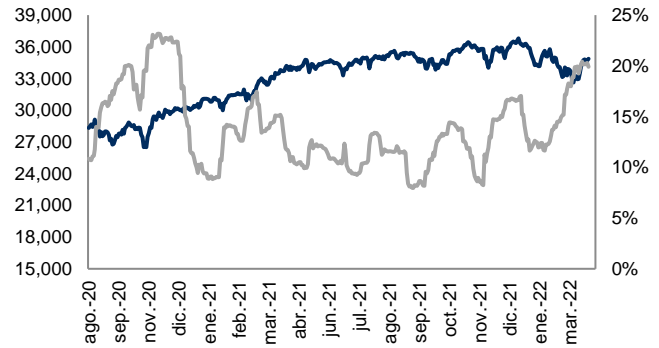
Volat: 20.1%



DJI y Volatilidad

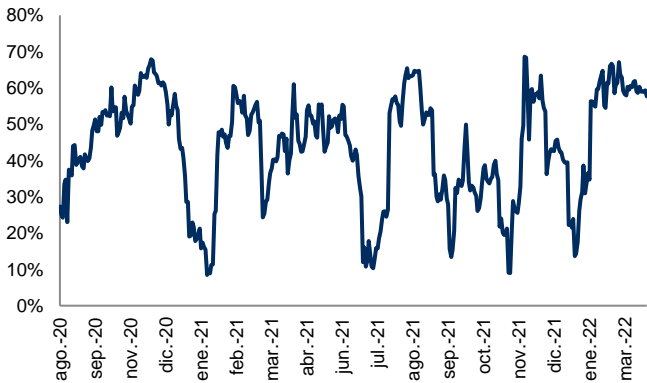
Cierre: 34,861.24

Volat: 19.9%



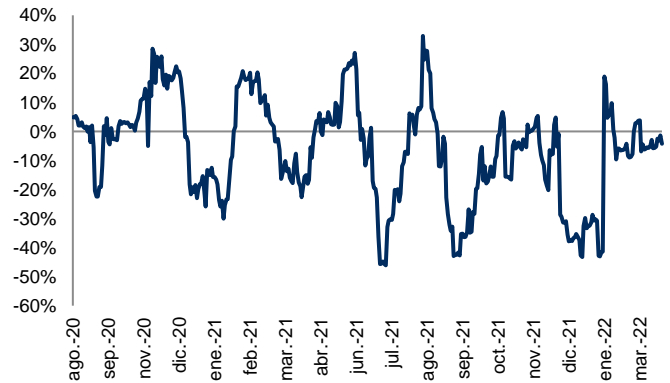
Correlación entre IPC y DJI

Correl: 57.6%



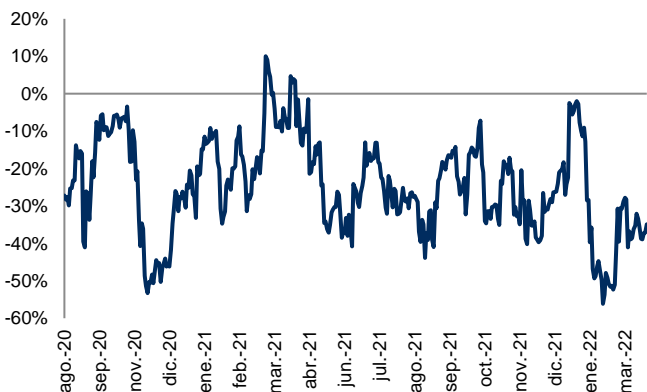
Correlación entre Tipo Cambio y ABs

Correl: -4.3%



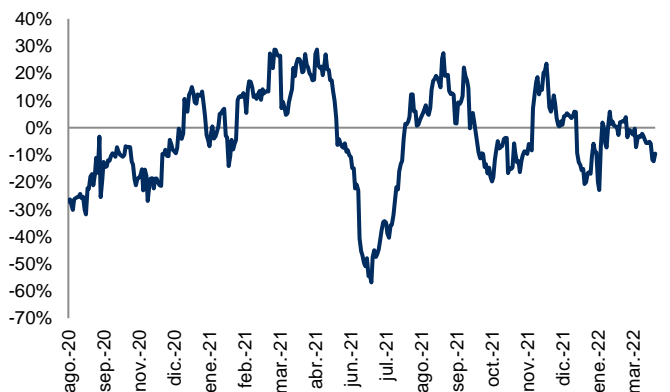
Correlación entre IPC y Tipo Cambio

Correl: -34.9%



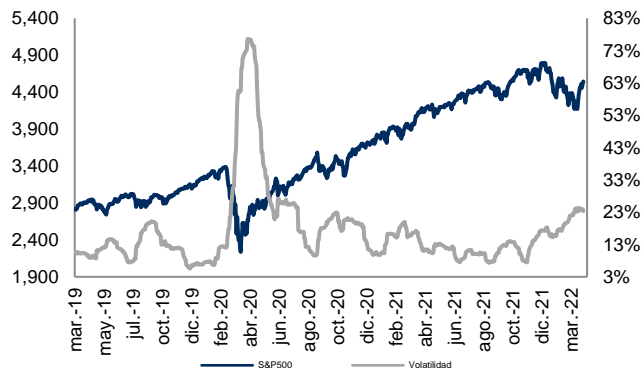
Correlación entre IPC y Abs

Correl: -9.5%

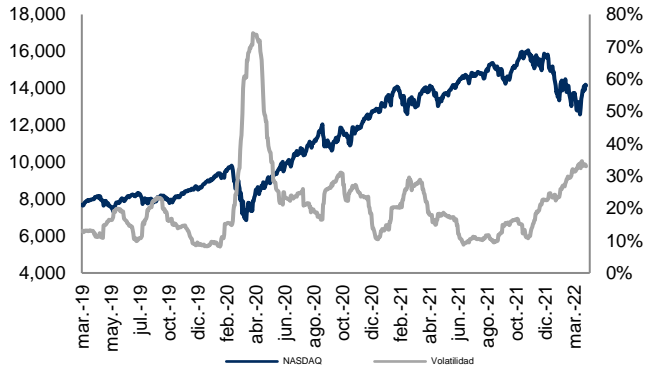


Monitor de Mercados

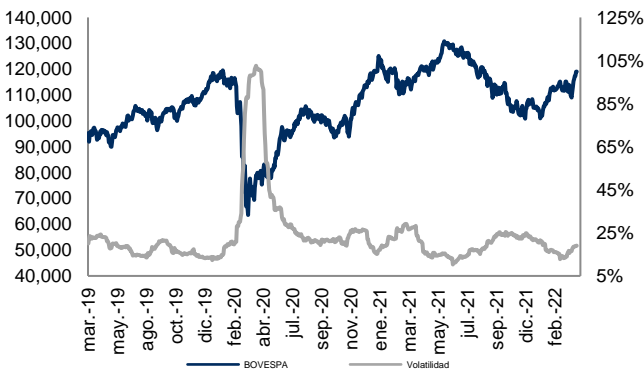
S&P 500 (EUA) Cierre: 4,543.06 Volat: 23.4%



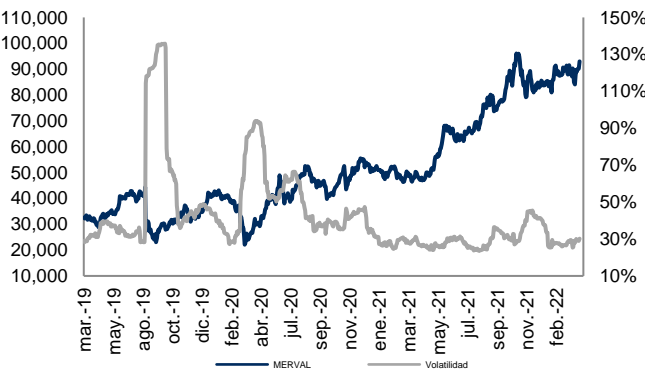
NASDAQ (EUA) Cierre: 14,169.30 Volat: 33.0%



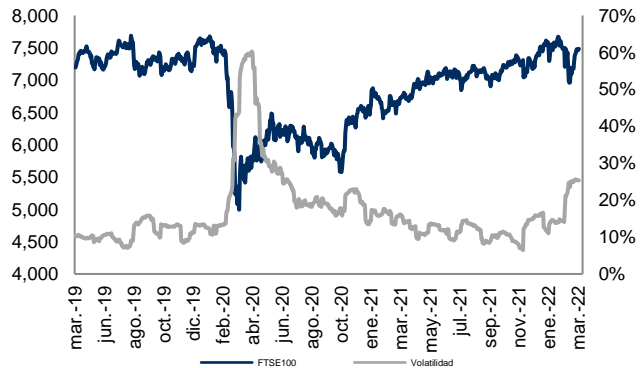
BOVESPA (Sao Paulo) Cierre: 119,081.13 Volat: 19.0%



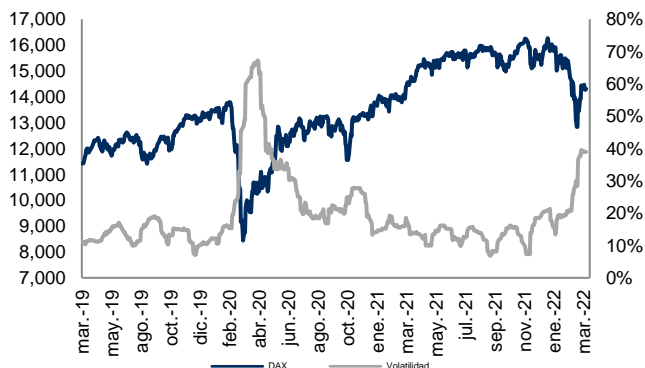
MERVAL (Buenos Aires) Cierre: 93,010.43 Volat: 30.1%



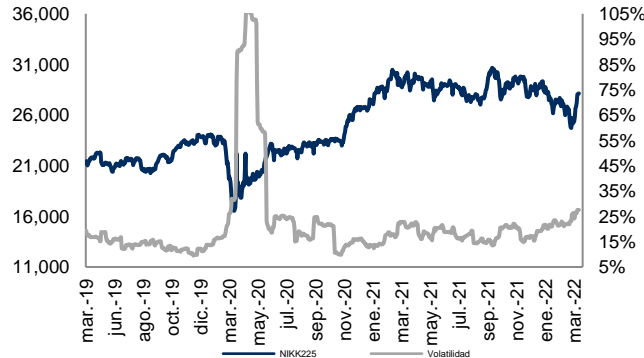
FTSE-100 (Londres) Cierre: 7,483.35 Volat: 25.4%



DAX (Frankfurt) Cierre: 14,305.76 Volat: 39.0%



NIKKEI-225 (Tokio) Cierre: 28,149.84 Volat: 27.5%



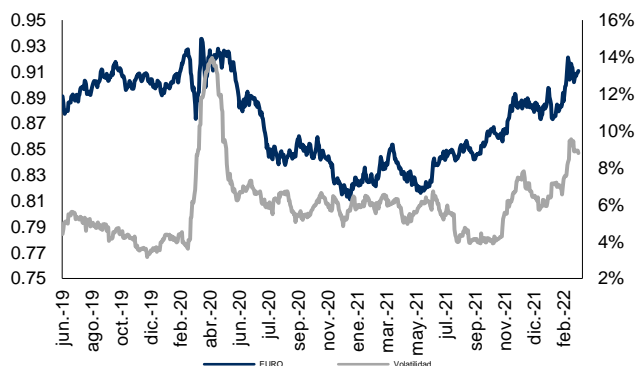
Índice	Rend. 7d	Rend. 30d	Rend. Año
S&P 500	1.79%	7.52%	-4.68%
NASDAQ	1.98%	8.68%	-9.43%
BOVESPA	9.39%	12.32%	33.45%
MERVAL	3.77%	-1.05%	3.62%
FTSE100	1.12%	-2.81%	-1.21%
DAX	-1.41%	-5.00%	-13.08%
NIKK225	2.44%	0.29%	-7.85%
IPC	1.54%	9.12%	6.50%
DJI	0.31%	5.22%	-4.06%
CAC40	-1.67%	-6.09%	-11.58%
HANGSENG	-0.08%	-9.81%	-7.76%
TSE300	1.90%	8.32%	5.16%
IBEX	-1.70%	-4.10%	-7.73%

Cifras al 25 de marzo de 2022. Índices en USD.

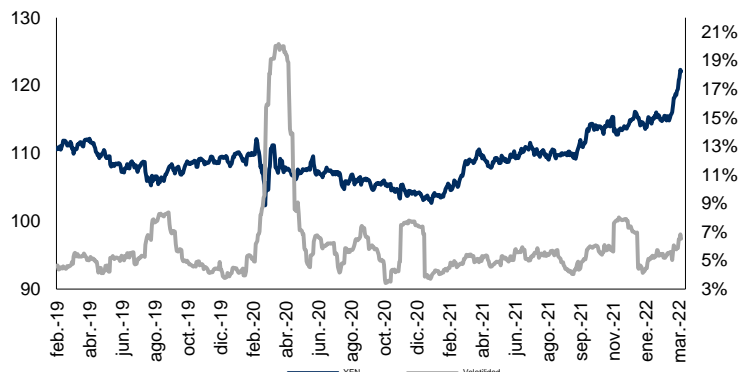


Monitor de Divisas

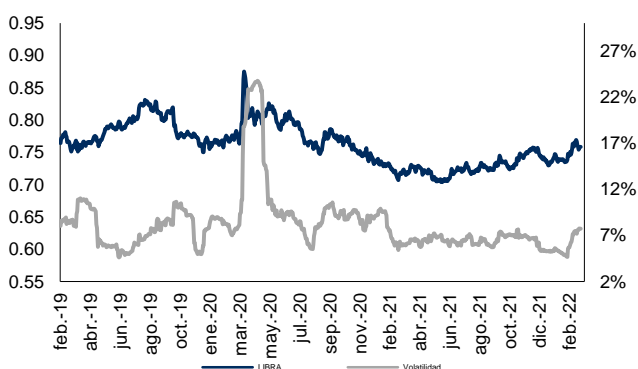
Euro (€) Cierre: 0.91 Volat: 8.8%



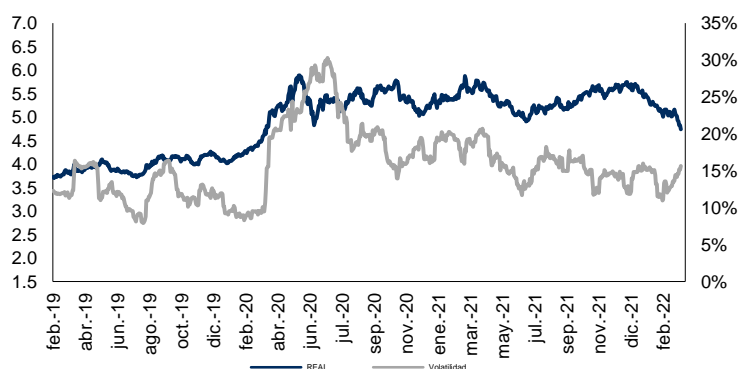
Yen Japonés (¥) Cierre: 122.06 Volat: 6.5%



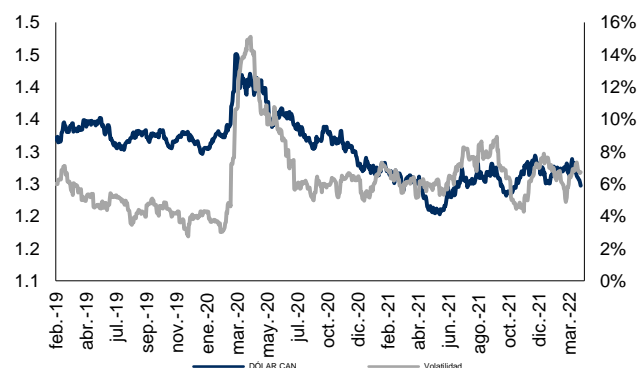
Libra Esterlina (£) Cierre: 0.76 Volat: 7.7%



Real Brasileño Cierre: 4.74 Volat: 15.6%



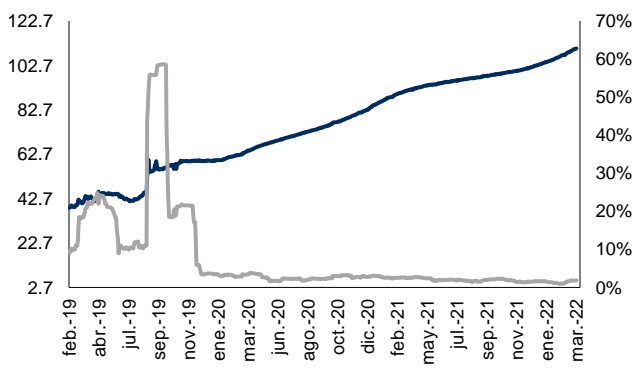
Dólar Canadiense Cierre: 1.25 Volat: 6.7%



Peso Mexicano Cierre: 19.93 Volat: 12.1%



Peso Argentino Cierre: 110.38 Volat: 1.9%



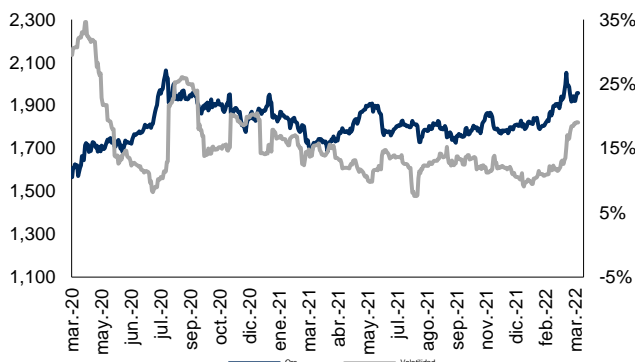
Moneda	Ultimo	7d	30d	Acumulado
Euro	0.91	-0.67%	-2.84%	-3.49%
Yen	122.06	-2.37%	-5.77%	-5.75%
Libra	0.76	0.06%	-2.62%	-2.51%
Real	4.74	5.93%	5.65%	17.47%
Dólar Can	1.25	1.03%	2.11%	1.40%
Peso Mex	19.93	2.36%	1.60%	2.84%
Peso Arg	110.38	-0.64%	-2.81%	-6.98%

Cifras al 25 de marzo de 2022. Cotizaciones con respecto al USD.

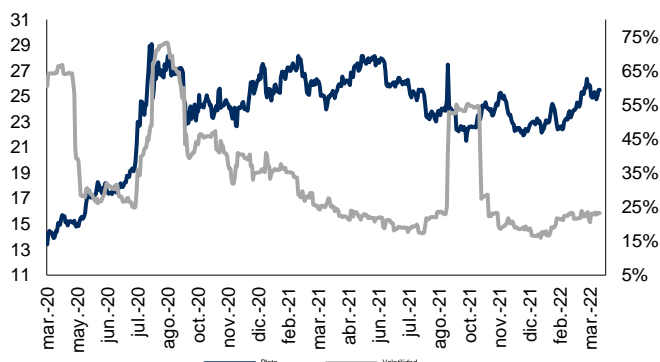


Monitor de Metales y Otros Commodities

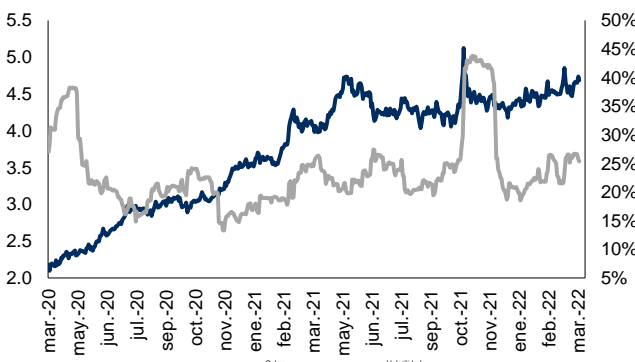
Oro (USD / T. Oz.) Cierre: 1,957.400 Volat: 19.0%



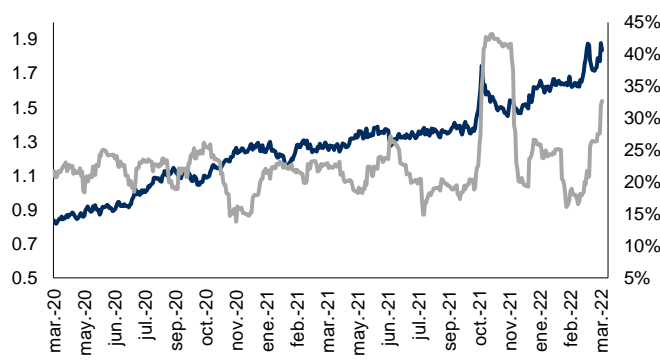
Plata (USD / T. Oz.) Cierre: 25.510 Volat: 23.2%



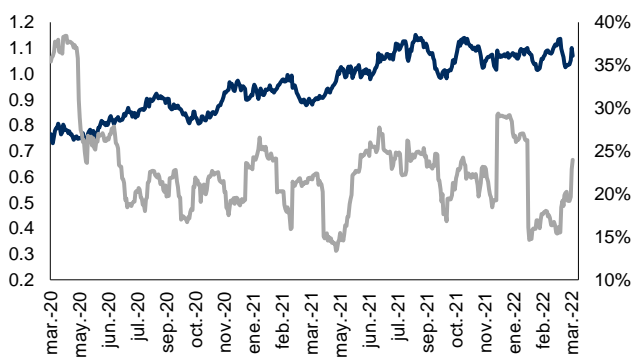
Cobre (USD / libra) Cierre: 4.684 Volat: 25.4%



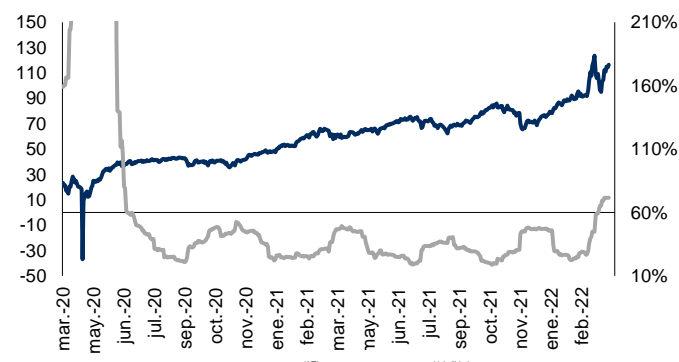
Zinc (USD / libra) Cierre: 1.837 Volat: 32.7%



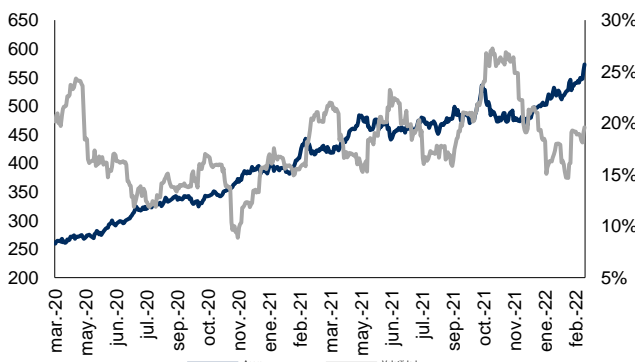
Plomo (US\$ / libra) Cierre: 1.050 Volat: 24.0%



WTI (US\$ / barril) Cierre: 116.450 Volat: 71.5%



Acero (Indice) Cierre: 595.314 Volat: 29.7%



Metal	Ultimo	7d	30d	Acumulado
Oro	1957.40	1.89%	2.62%	7.01%
Plata	25.51	2.24%	4.05%	9.63%
Cobre	4.68	0.93%	3.66%	6.20%
Plomo	1.05	3.70%	-1.21%	-0.55%
Zinc	1.84	5.69%	11.66%	13.13%
WTI	116.45	11.18%	26.32%	54.48%
Acero	595.31	2.31%	10.04%	18.80%