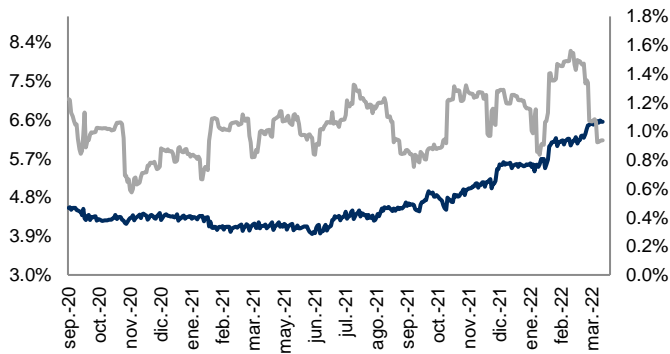


# Monitor de Mercados Financieros

## ABs y Volatilidad

Cierre: 6.6%

Volat: 0.9%



## Tipo Cambio y Volatilidad

Cierre: 20.0690

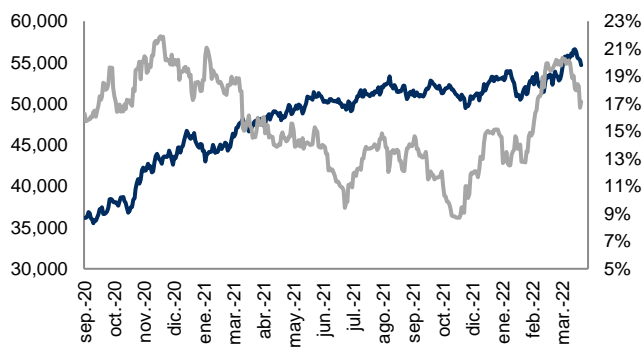
Volat: 12.1%



## IPC y Volatilidad

Cierre: 54,687.25

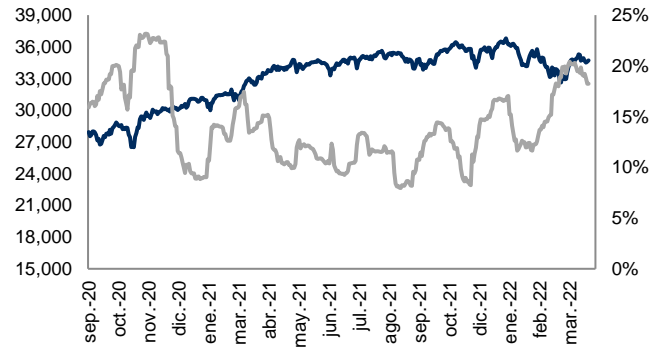
Volat: 17.1%



## DJI y Volatilidad

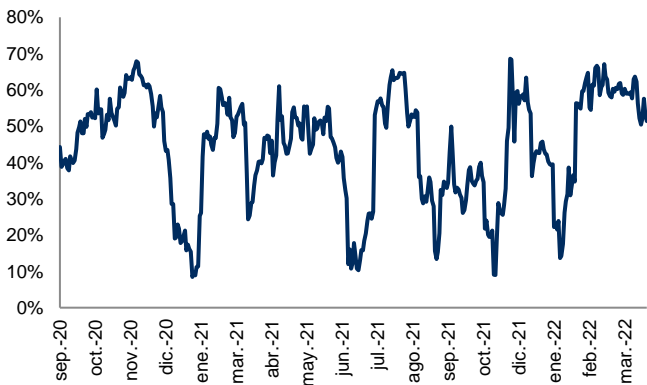
Cierre: 34,721.12

Volat: 18.2%



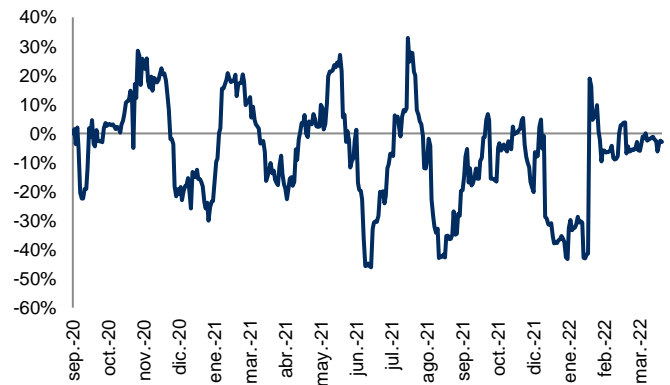
## Correlación entre IPC y DJI

Correl: 51.4%



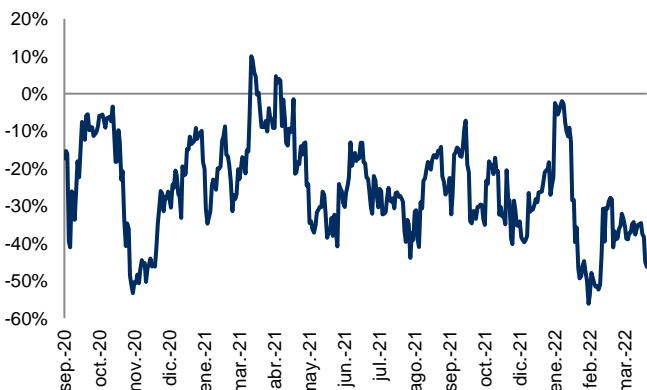
## Correlación entre Tipo Cambio y ABs

Correl: -2.9%



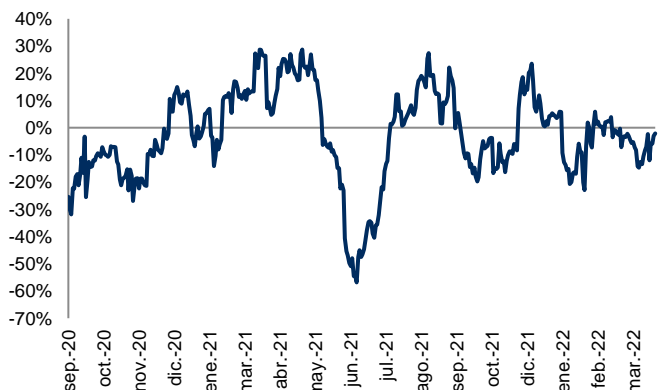
## Correlación entre IPC y Tipo Cambio

Correl: -46.3%



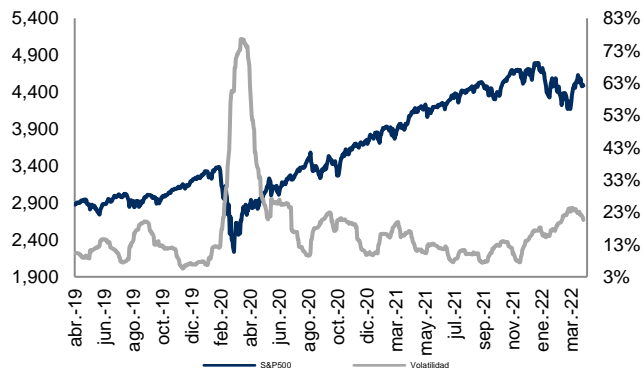
## Correlación entre IPC y Abs

Correl: -2.1%

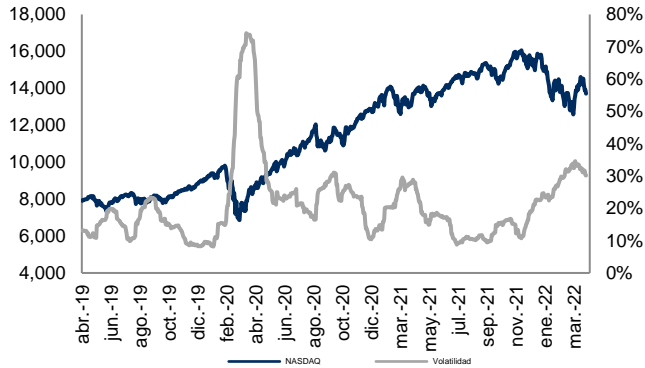


# Monitor de Mercados

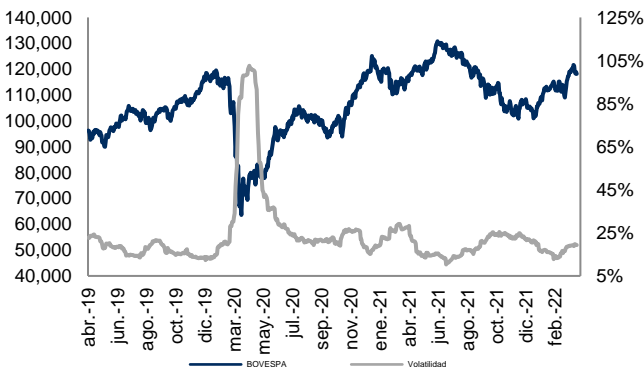
**S&P 500 (EUA)** Cierre: 4,488.28 Volat: 20.6%



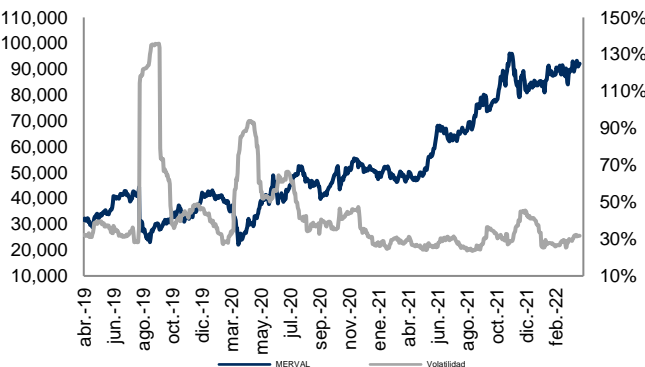
**NASDAQ (EUA)** Cierre: 13,711.00 Volat: 30.2%



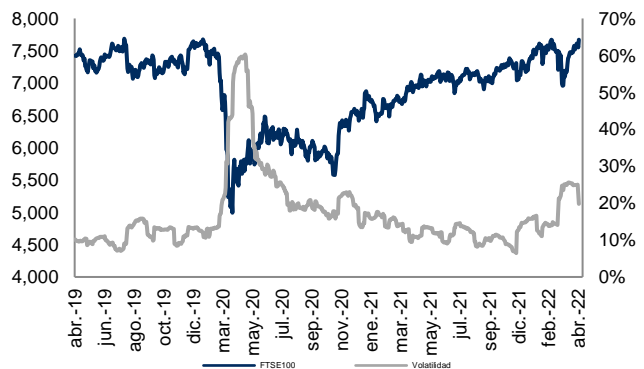
**BOVESPA (Sao Paulo)** Cierre: 118,187.63 Volat: 19.3%



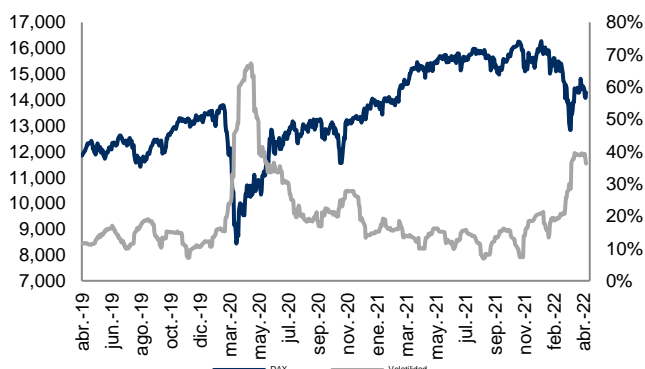
**MERVAL (Buenos Aires)** Cierre: 92,174.78 Volat: 31.8%



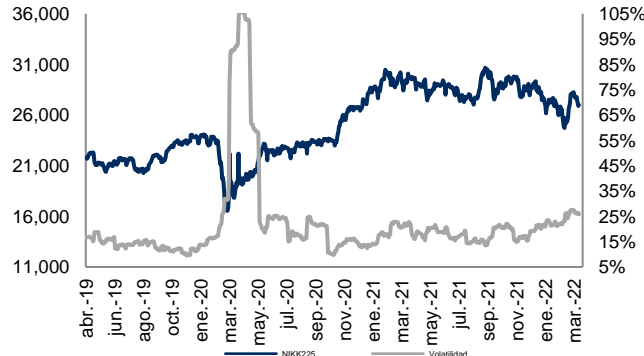
**FTSE-100 (Londres)** Cierre: 7,669.56 Volat: 19.8%



**DAX (Frankfurt)** Cierre: 14,283.67 Volat: 36.3%



**NIKKEI-225 (Tokio)** Cierre: 26,985.80 Volat: 25.8%



Índice	Rend. 7d	Rend. 30d	Rend. Año
S&P 500	-1.27%	4.92%	-5.83%
NASDAQ	-3.86%	3.44%	-12.36%
BOVESPA	-3.73%	10.58%	33.53%
MERVAL	-1.15%	2.41%	1.07%
FTSE100	1.75%	11.16%	5.46%
DAX	-2.74%	1.36%	-14.07%
NIKK225	-3.89%	1.76%	-13.27%
IPC	-4.36%	5.85%	4.98%
DJI	-0.28%	4.31%	-4.45%
CAC40	-3.63%	0.73%	-12.52%
HANGSENG	-0.83%	5.76%	-5.88%
TSE300	-0.79%	3.69%	3.71%
IBEX	-0.44%	3.60%	-5.62%

Cifras al 08 de abril de 2022. Índices en USD.

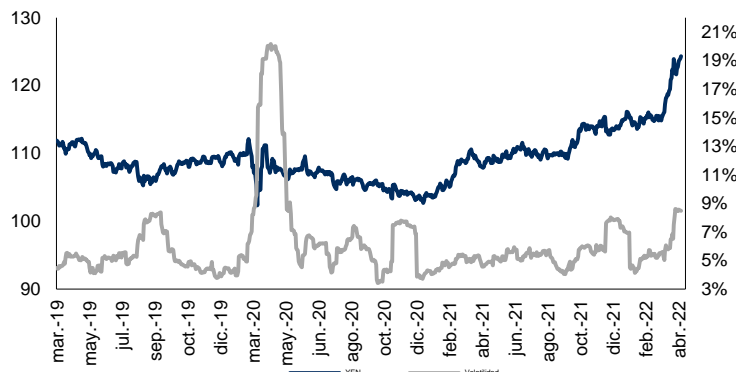


# Monitor de Divisas

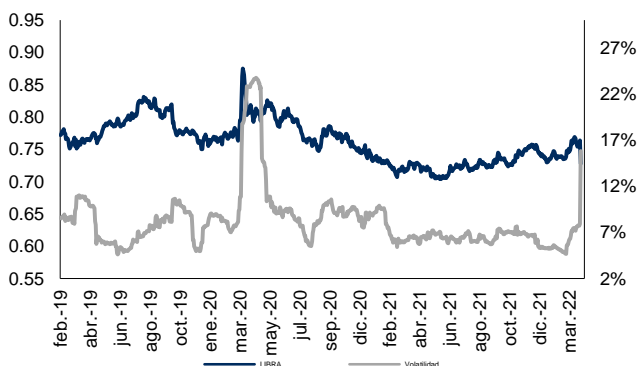
**Euro (€)** Cierre: 0.92 Volat: 9.2%



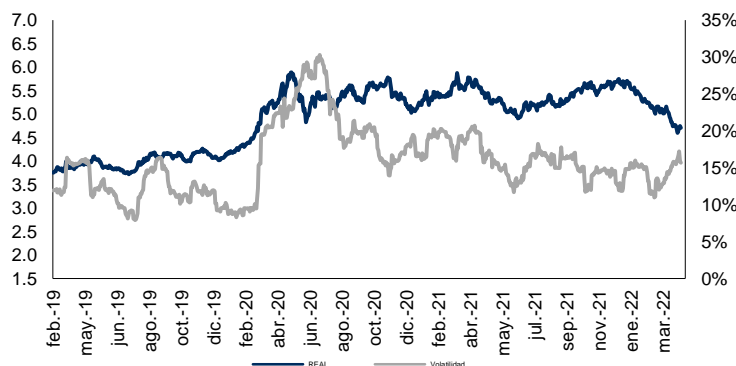
**Yen Japonés (¥)** Cierre: 124.32 Volat: 8.5%



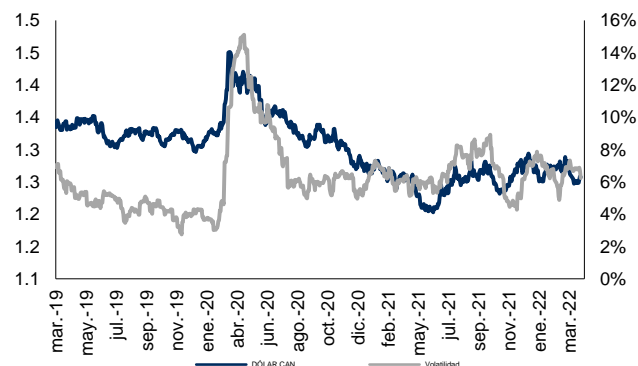
**Libra Esterlina (£)** Cierre: 0.73 Volat: 15.8%



**Real Brasileño** Cierre: 4.70 Volat: 15.7%



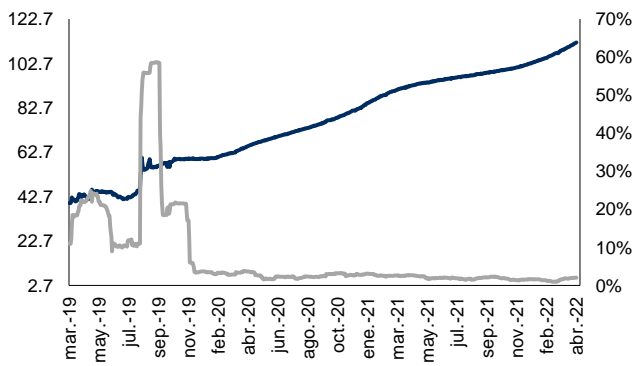
**Dólar Canadiense** Cierre: 1.26 Volat: 6.2%



**Peso Mexicano** Cierre: 20.11 Volat: 12.7%



**Peso Argentino** Cierre: 112.15 Volat: 2.0%



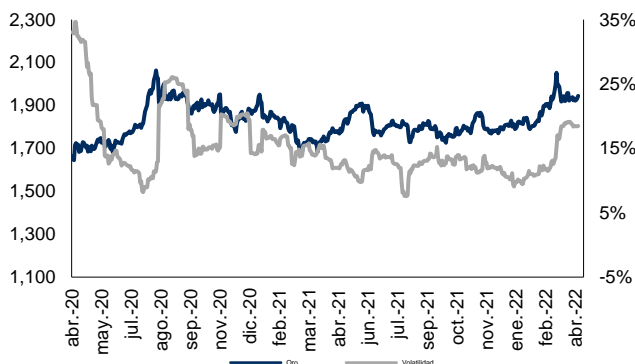
Moneda	Ultimo	7d	30d	Acumulado
<b>Euro</b>	0.92	-1.63%	-1.74%	-4.44%
<b>Yen</b>	124.32	-1.47%	-6.80%	-7.46%
<b>Libra</b>	0.73	0.00%	4.22%	1.54%
<b>Real</b>	4.70	-0.98%	6.57%	18.43%
<b>Dólar Can</b>	1.26	-0.43%	1.89%	0.60%
<b>Peso Mex</b>	20.11	-1.30%	4.19%	1.92%
<b>Peso Arg</b>	112.15	-0.92%	-3.09%	-8.44%

Cifras al 08 de abril de 2022. Cotizaciones con respecto al USD.

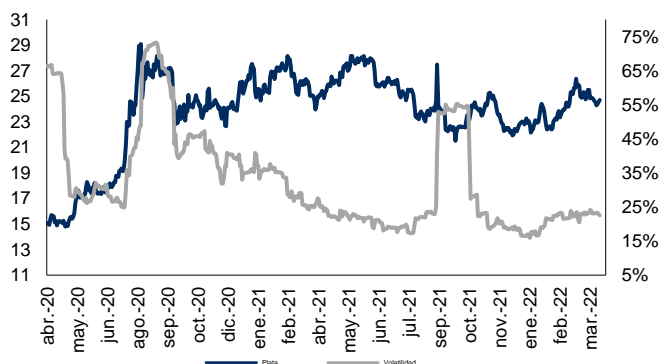


# Monitor de Metales y Otros Commodities

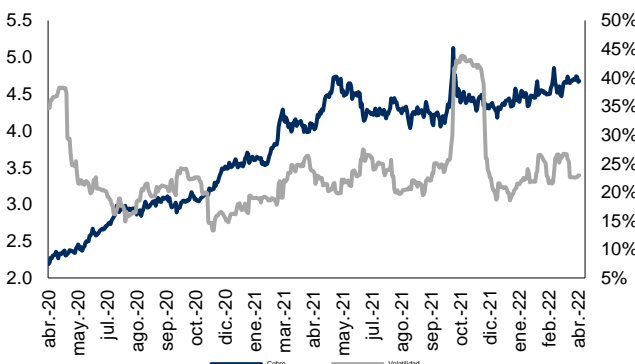
**Oro (USD / T. Oz.)** Cierre: 1,944.380 Volat: 18.5%



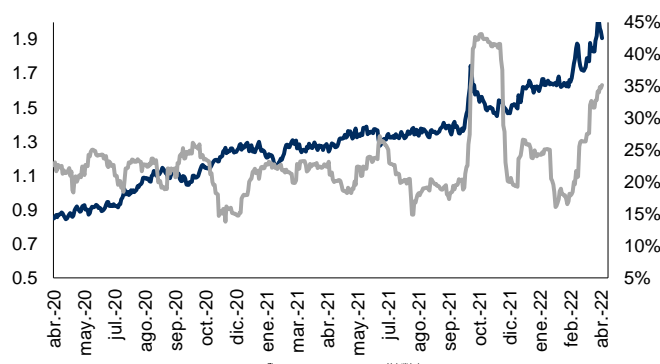
**Plata (USD / T. Oz.)** Cierre: 24.715 Volat: 22.6%



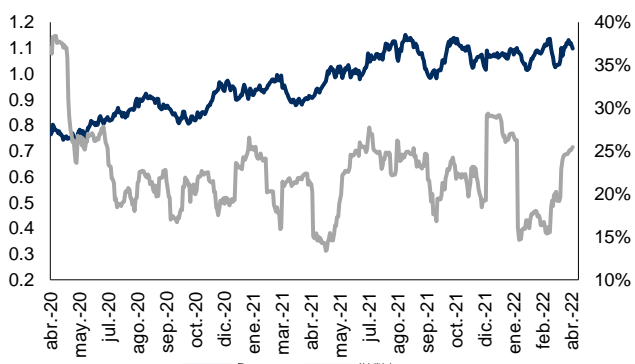
**Cobre (USD / libra)** Cierre: 4.679 Volat: 22.9%



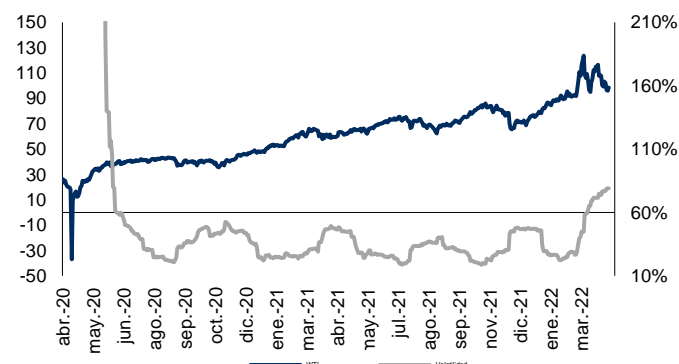
**Zinc (USD / libra)** Cierre: 1.907 Volat: 35.2%



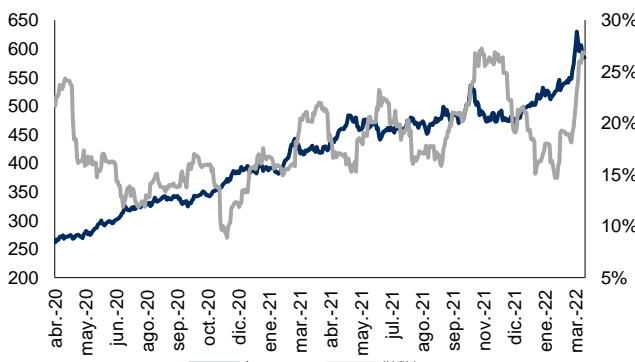
**Plomo (US\$ / libra)** Cierre: 1.078 Volat: 25.4%



**WTI (US\$ / barril)** Cierre: 98.400 Volat: 79.1%



**Acero (Indice)** Cierre: 581.278 Volat: 28.0%



Metal	Ultimo	7d	30d	Acumulado
Oro	1944.38	1.04%	-2.47%	6.30%
Plata	24.72	0.43%	-4.11%	6.21%
Cobre	4.68	-0.51%	1.51%	6.07%
Plomo	1.08	-1.85%	-3.46%	2.11%
Zinc	1.91	-0.68%	2.21%	17.42%
WTI	98.40	-0.98%	-9.61%	30.54%
Acero	581.28	-1.08%	-2.40%	16.00%