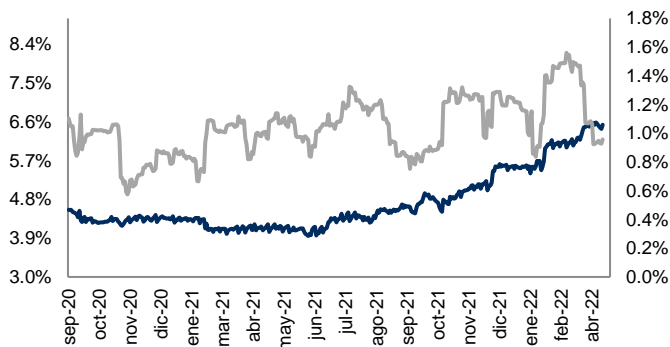


Monitor de Mercados Financieros

ABs y Volatilidad

Cierre: 6.5%

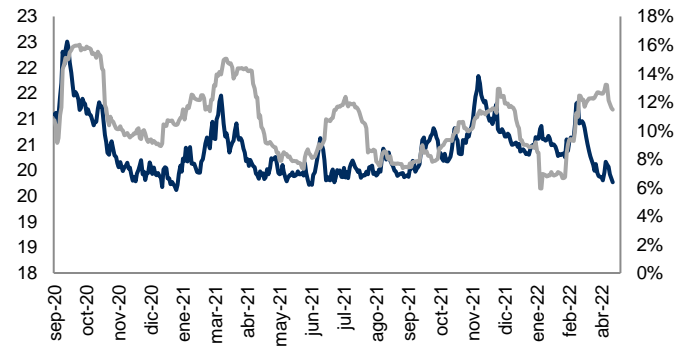
Volat: 1.0%



Tipo Cambio y Volatilidad

Cierre: 19.7710

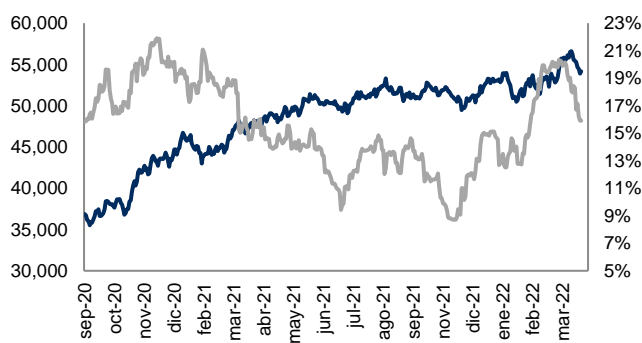
Volat: 11.5%



IPC y Volatilidad

Cierre: 54,172.62

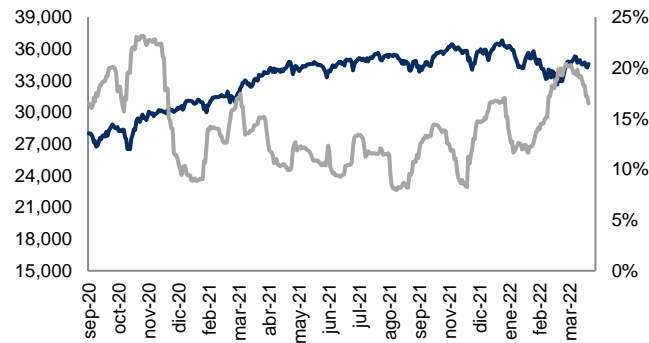
Volat: 15.9%



DJI y Volatilidad

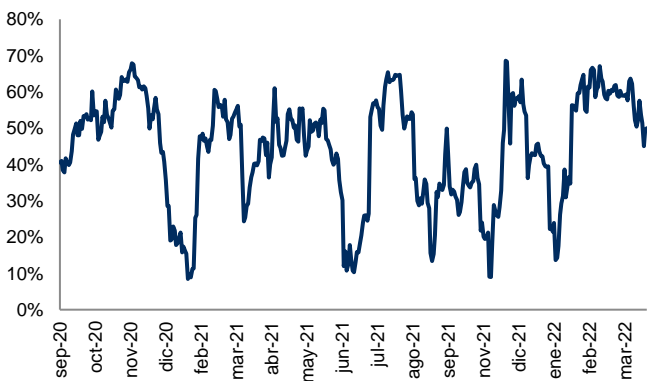
Cierre: 34,564.59

Volat: 16.5%



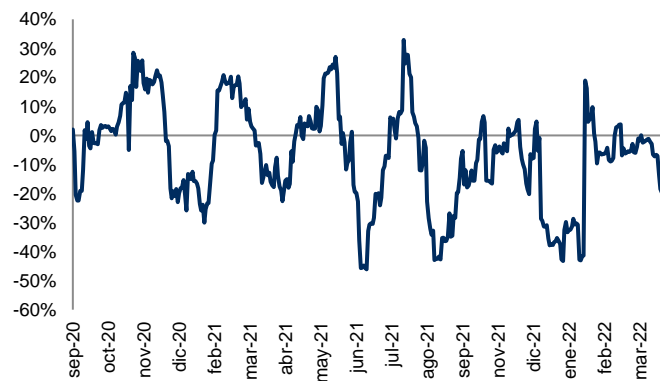
Correlación entre IPC y DJI

Correl: 49.9%



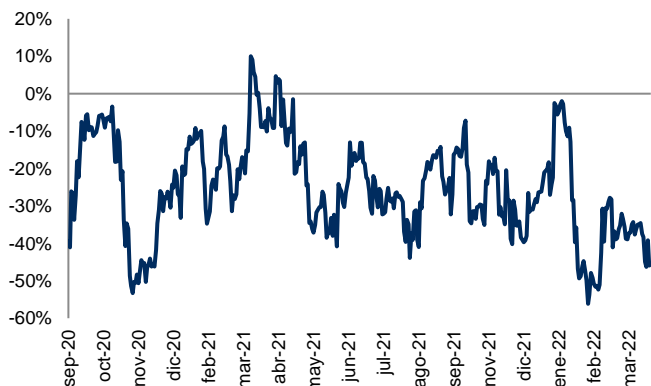
Correlación entre Tipo Cambio y ABs

Correl: -19.8%



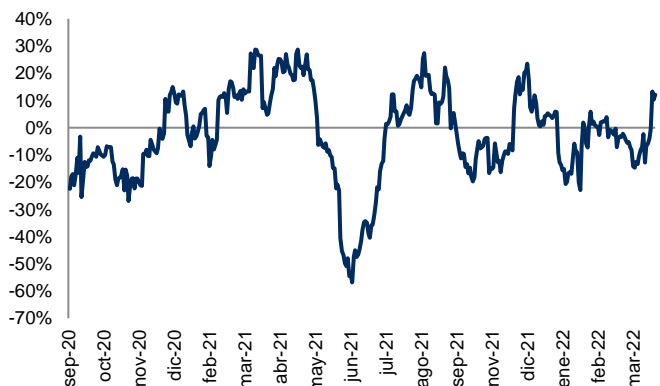
Correlación entre IPC y Tipo Cambio

Correl: -45.6%



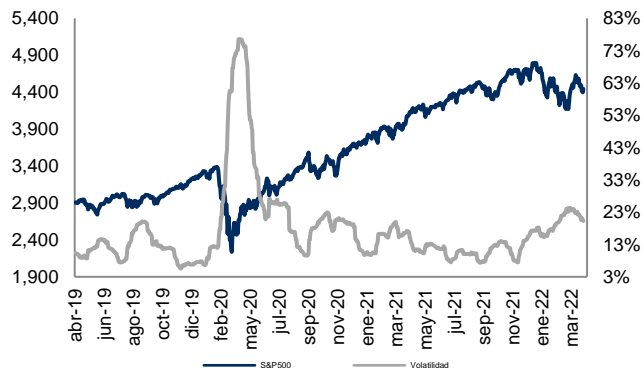
Correlación entre IPC y Abs

Correl: 12.1%

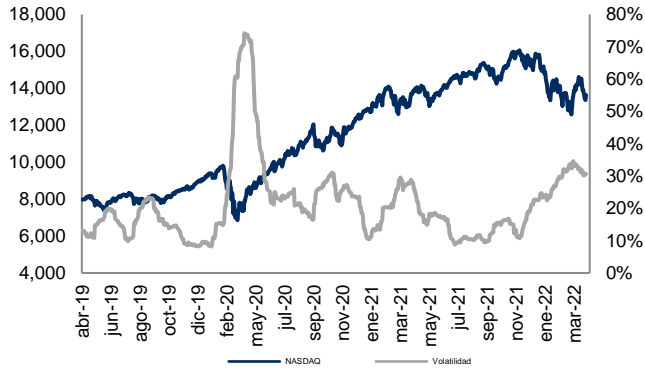


Monitor de Mercados

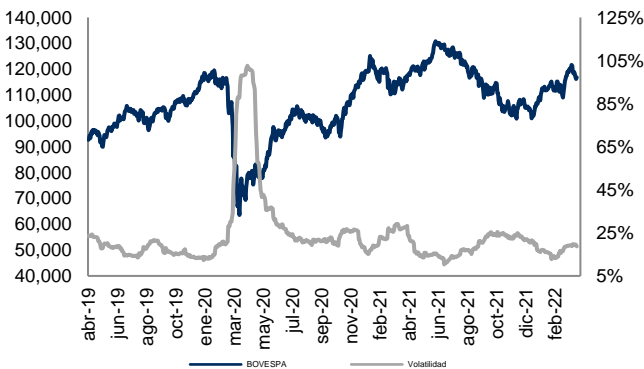
S&P 500 (EUA) Cierre: 4,446.59 Volat: 20.3%



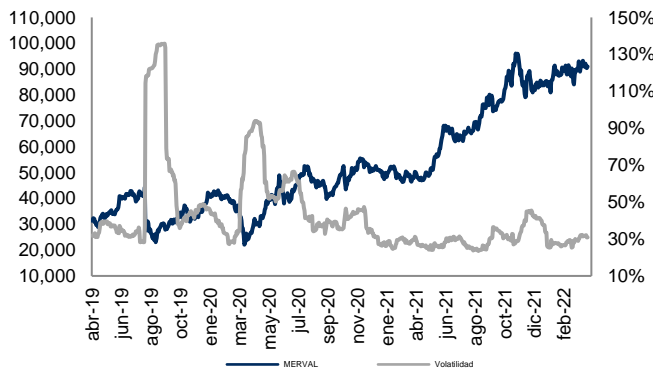
NASDAQ (EUA) Cierre: 13,643.59 Volat: 30.7%



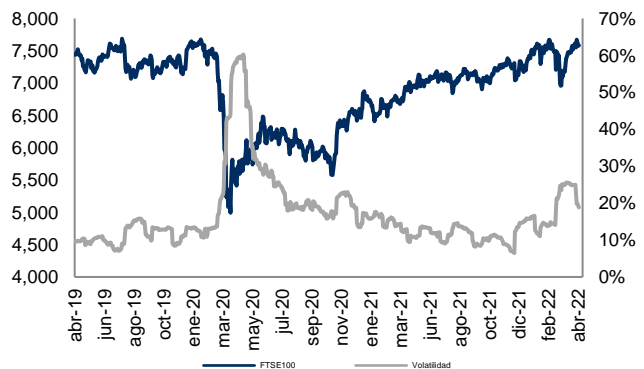
BOVESPA (Sao Paulo) Cierre: 116,777.51 Volat: 18.8%



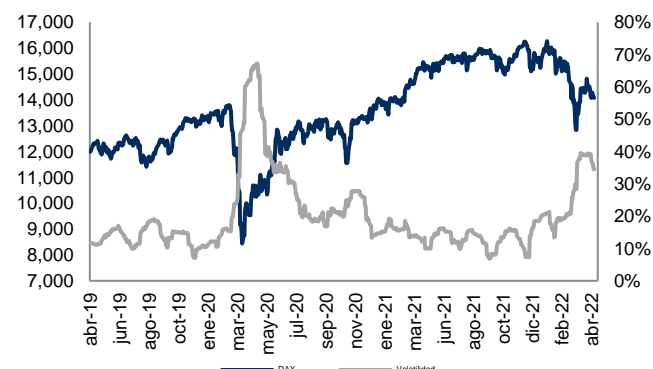
MERVAL (Buenos Aires) Cierre: 91,041.37 Volat: 30.8%



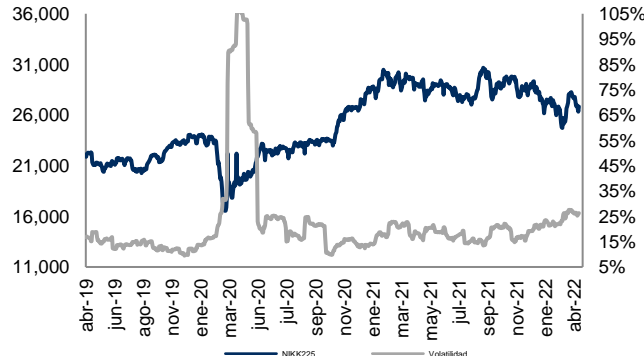
FTSE-100 (Londres) Cierre: 7,580.80 Volat: 18.9%



DAX (Frankfurt) Cierre: 14,076.44 Volat: 34.6%



NIKKEI-225 (Tokio) Cierre: 26,843.49 Volat: 26.2%



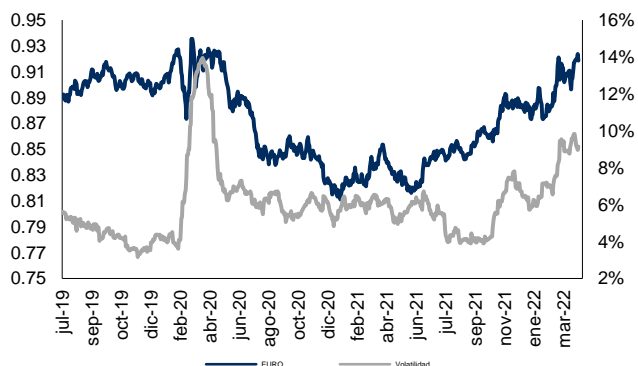
Índice	Rend. 7d	Rend. 30d	Rend. Año
S&P 500	-0.77%	6.55%	-6.71%
NASDAQ	-1.77%	8.44%	-12.79%
BOVESPA	-0.46%	16.13%	32.52%
MERVAL	-0.92%	3.60%	-0.88%
FTSE100	-0.09%	11.32%	4.24%
DAX	-0.64%	0.57%	-15.22%
NIKK225	-3.31%	-0.23%	-14.63%
IPC	-0.27%	8.53%	5.46%
DJI	0.20%	4.92%	-4.88%
CAC40	0.56%	2.21%	-12.50%
HANGSENG	-3.21%	9.31%	-8.02%
TSE300	-0.03%	5.20%	3.58%
IBEX	1.49%	4.15%	-5.38%

Cifras al 13 de abril de 2022. Índices en USD.

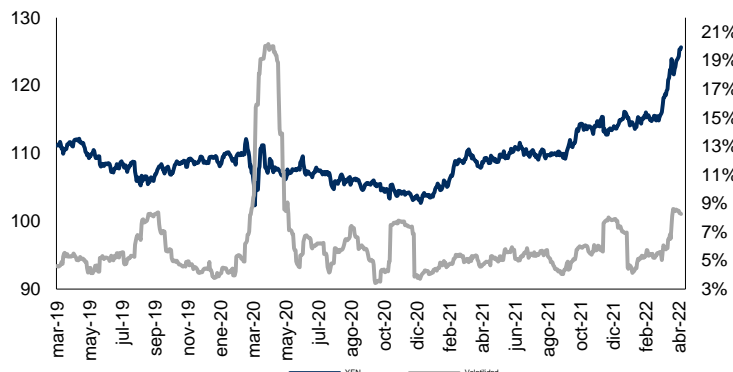


Monitor de Divisas

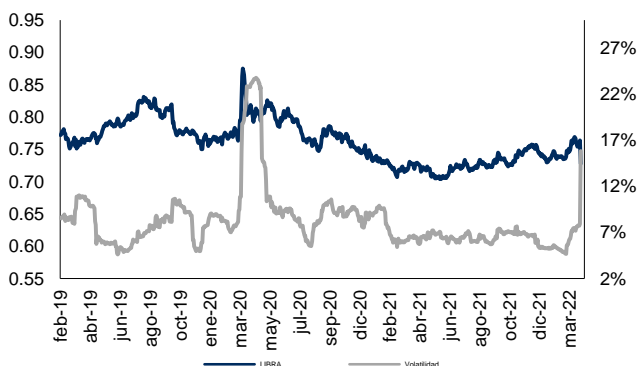
Euro (€) Cierre: 0.92 Volat: 9.1%



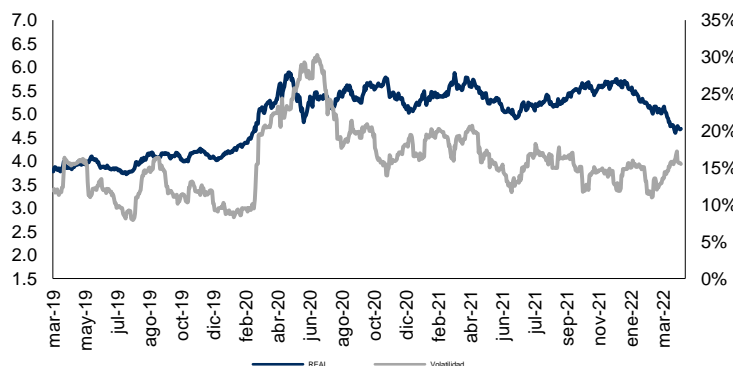
Yen Japonés (¥) Cierre: 125.64 Volat: 8.3%



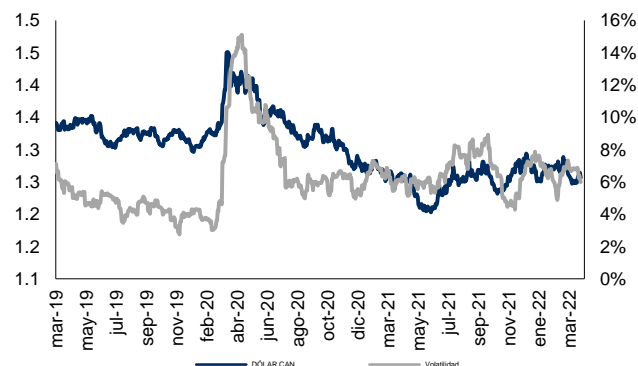
Libra Esterlina (£) Cierre: 0.73 Volat: 15.8%



Real Brasileño Cierre: 4.68 Volat: 15.5%



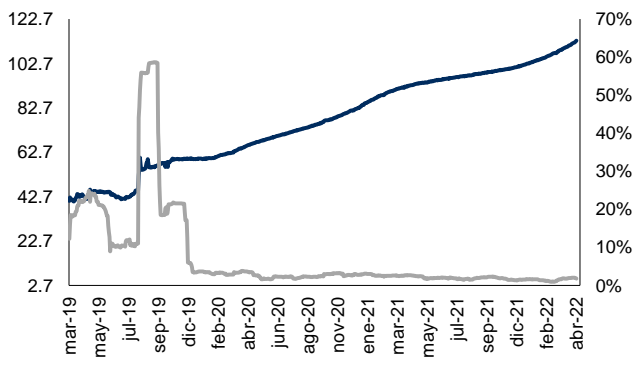
Dólar Canadiense Cierre: 1.26 Volat: 6.0%



Peso Mexicano Cierre: 19.81 Volat: 12.4%



Peso Argentino Cierre: 112.95 Volat: 1.8%



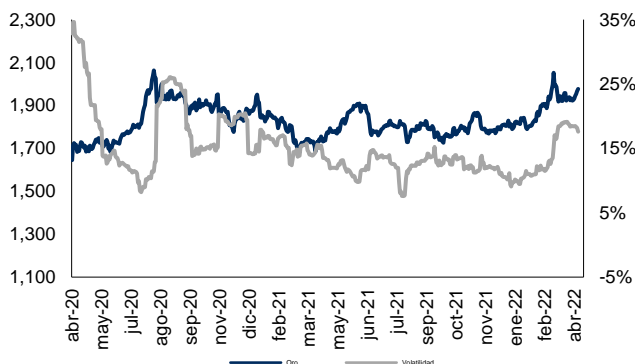
Moneda	Ultimo	7d	30d	Acumulado
Euro	0.92	-0.11%	-0.48%	-4.32%
Yen	125.64	-1.48%	-5.94%	-8.44%
Libra	0.73	0.00%	5.63%	1.54%
Real	4.68	0.78%	9.32%	18.95%
Dólar Can	1.26	-0.25%	2.03%	0.64%
Peso Mex	19.81	1.24%	5.47%	3.44%
Peso Arg	112.95	-0.99%	-3.33%	-9.09%

Cifras al 13 de abril de 2022. Cotizaciones con respecto a USD.

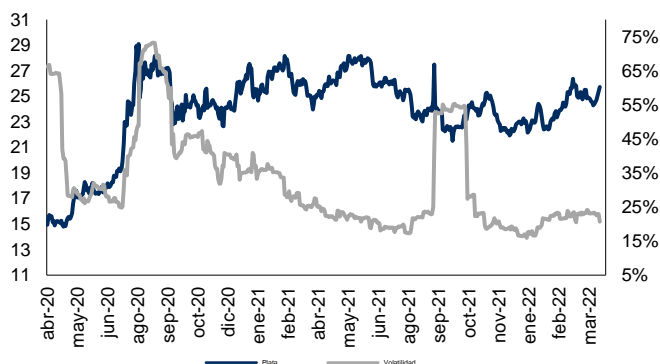


Monitor de Metales y Otros Commodities

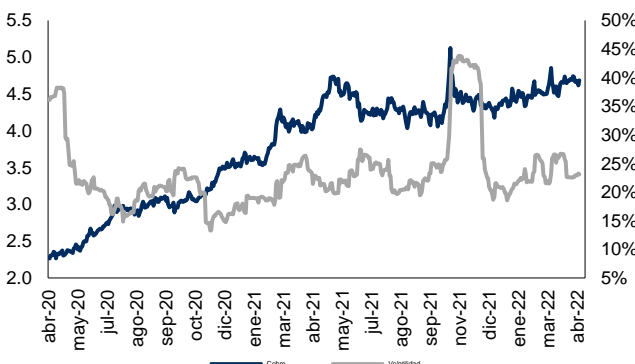
Oro (USD / T. Oz.) Cierre: 1,977.670 Volat: 17.6%



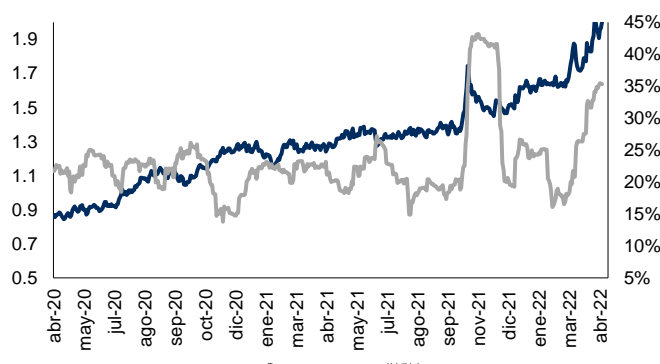
Plata (USD / T. Oz.) Cierre: 25.716 Volat: 20.7%



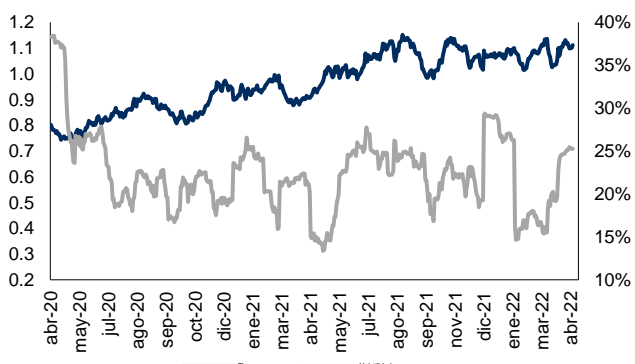
Cobre (USD / libra) Cierre: 4.684 Volat.: 23.1%



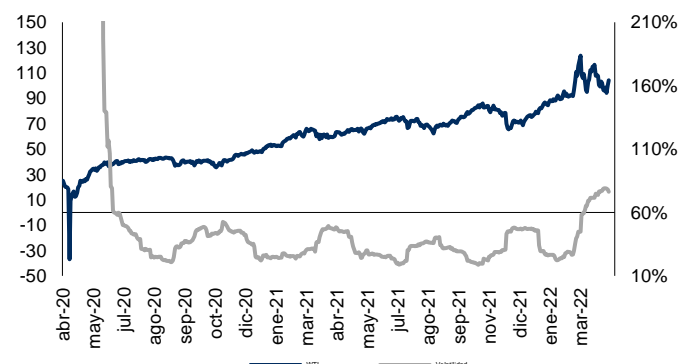
Zinc (USD / libra) Cierre: 2.003 Volat: 35.3%



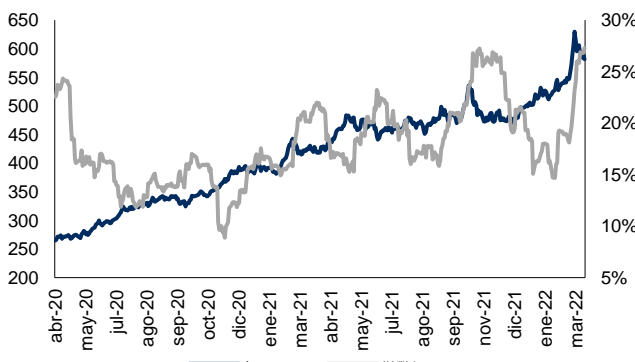
Plomo (US\$ / libra) Cierre: 1.091 Volat: 25.3%



WTI (US\$ / barril) Cierre: 104.310 Volat: 76.3%



Acero (Indice) Cierre: 573.740 Volat: 27.5%



Metal	Ultimo	7d	30d	Acumulado
Oro	1977.67	2.75%	1.38%	8.12%
Plata	25.72	5.31%	2.80%	10.51%
Cobre	4.68	-1.02%	1.73%	6.19%
Plomo	1.09	-0.82%	4.41%	3.38%
Zinc	2.00	1.98%	16.37%	23.37%
WTI	104.31	8.16%	1.01%	38.38%
Acero	573.74	-1.84%	-2.67%	14.49%