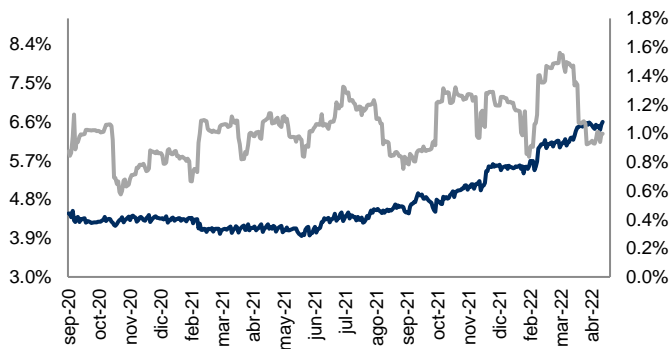


Monitor de Mercados Financieros

ABs y Volatilidad

Cierre: 6.6%

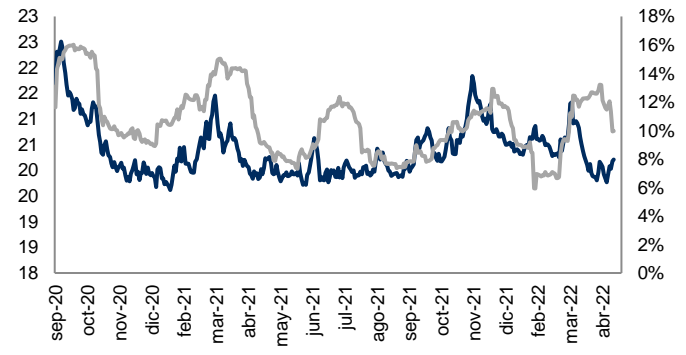
Volat: 1.0%



Tipo Cambio y Volatilidad

Cierre: 20.2100

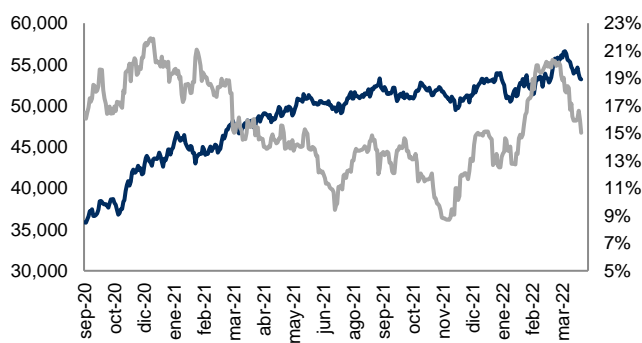
Volat: 10.0%



IPC y Volatilidad

Cierre: 53,191.78

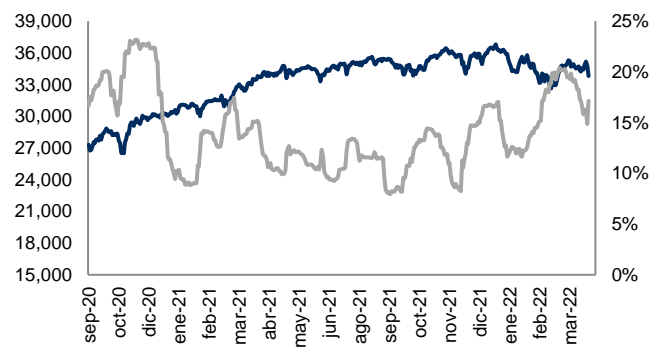
Volat: 15.0%



DJI y Volatilidad

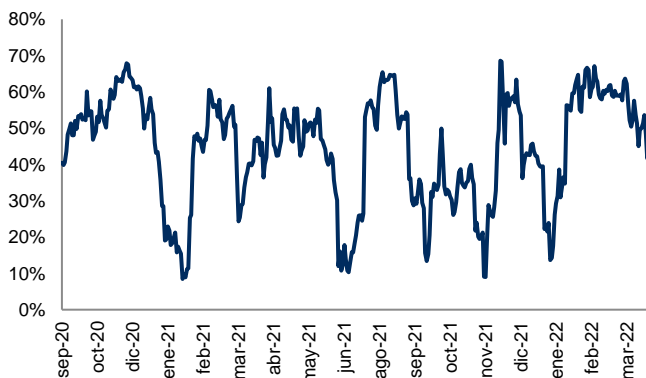
Cierre: 33,811.40

Volat: 17.1%



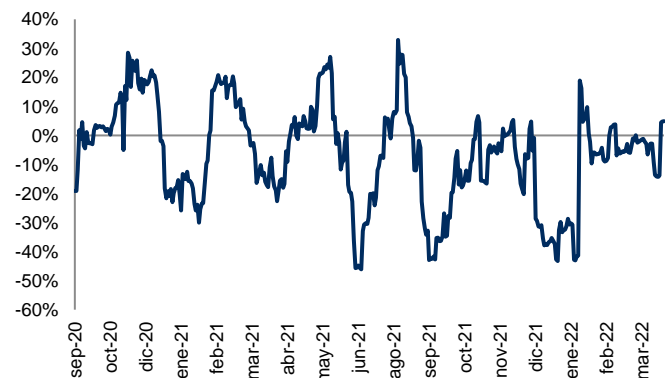
Correlación entre IPC y DJI

Correl: 44.6%



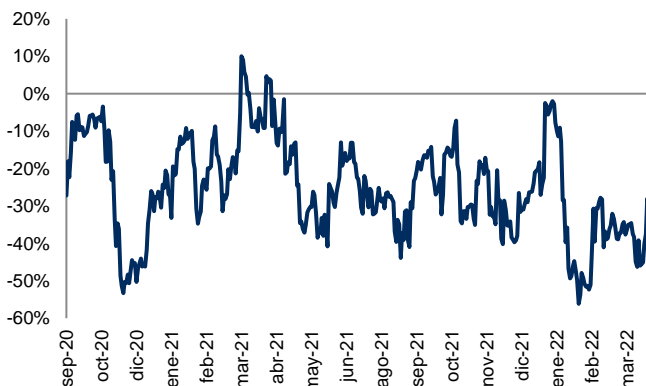
Correlación entre Tipo Cambio y ABs

Correl: 5.0%



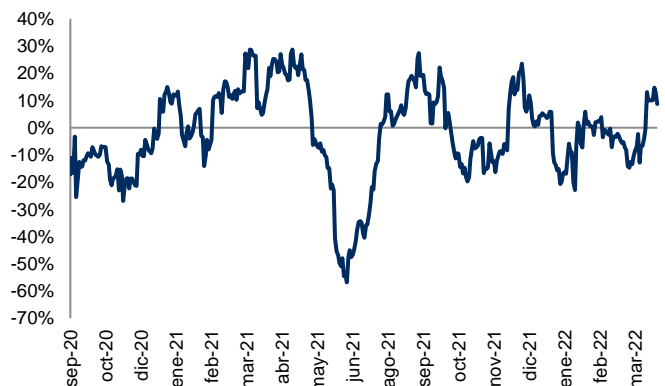
Correlación entre IPC y Tipo Cambio

Correl: -33.2%



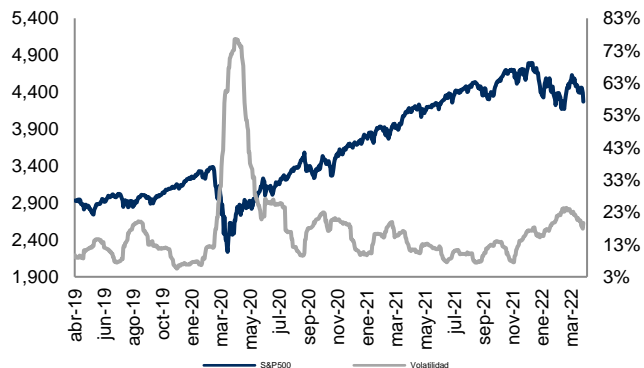
Correlación entre IPC y Abs

Correl: 8.7%

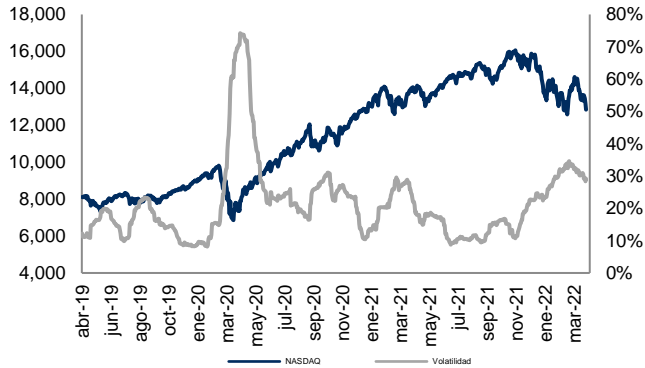


Monitor de Mercados

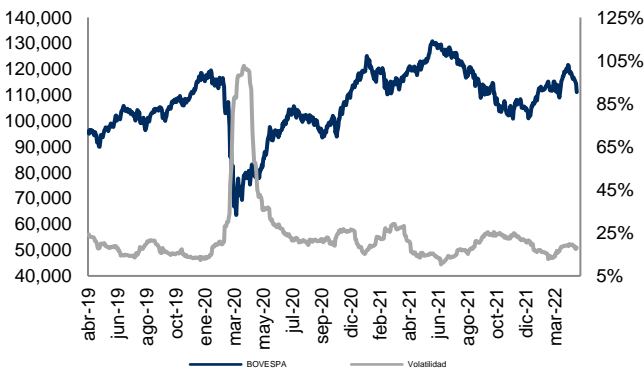
S&P 500 (EUA) Cierre: 4,271.78 Volat: 19.7%



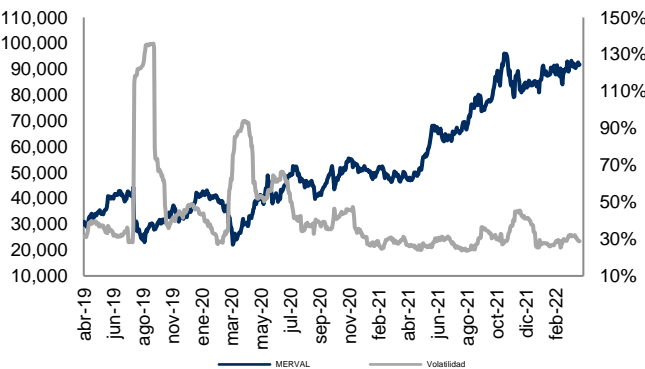
NASDAQ (EUA) Cierre: 12,839.29 Volat: 29.2%



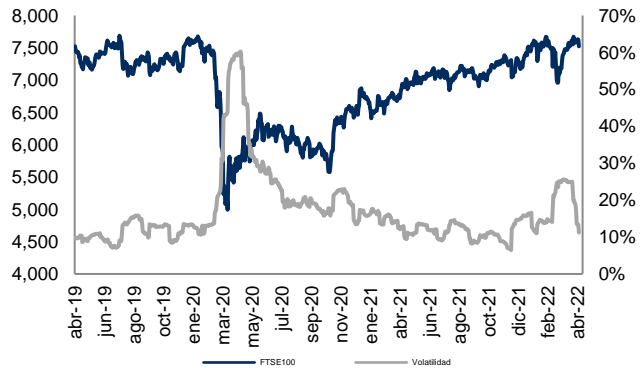
BOVESPA (Sao Paulo) Cierre: 111,077.51 Volat: 18.1%



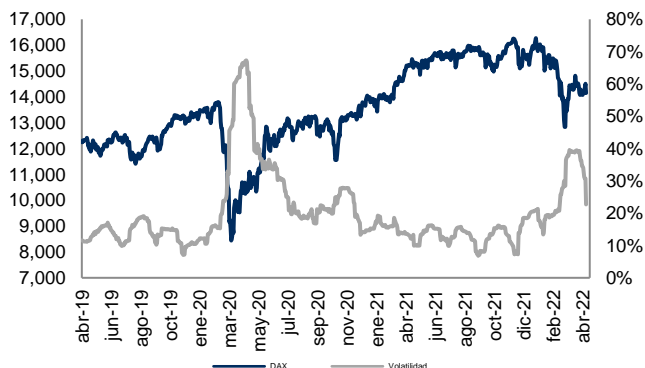
MERVAL (Buenos Aires) Cierre: 91,717.07 Volat: 28.8%



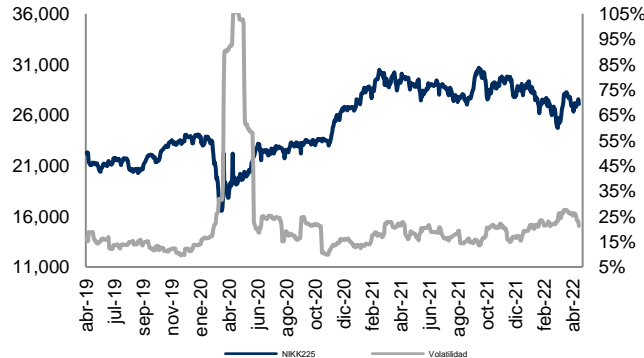
FTSE-100 (Londres) Cierre: 7,521.68 Volat: 11.2%



DAX (Frankfurt) Cierre: 14,142.09 Volat: 22.7%



NIKKEI-225 (Tokio) Cierre: 27,105.26 Volat: 21.2%



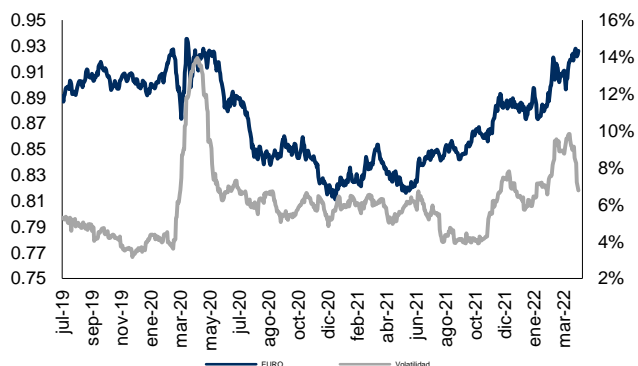
| Índice | Rend. 7d | Rend. 30d | Rend. Año |
|----------|----------|-----------|-----------|
| S&P 500 | -2.75% | -4.14% | -10.37% |
| NASDAQ | -3.83% | -7.78% | -17.93% |
| BOVESPA | -6.45% | -4.92% | 22.98% |
| MERVAL | -0.44% | -1.83% | -1.27% |
| FTSE100 | -2.95% | -2.01% | -3.38% |
| DAX | -0.24% | -2.85% | -15.52% |
| NIKK225 | -1.64% | -8.88% | -15.73% |
| IPC | -3.31% | -3.70% | 1.03% |
| DJI | -1.86% | -1.59% | -6.95% |
| CAC40 | -0.20% | -1.88% | -12.69% |
| HANGSENG | -4.12% | -7.12% | -11.27% |
| TSE300 | -3.81% | -4.54% | -0.63% |
| IBEX | -0.62% | 1.93% | -5.78% |

Cifras al 22 de abril de 2022. Índices en USD.

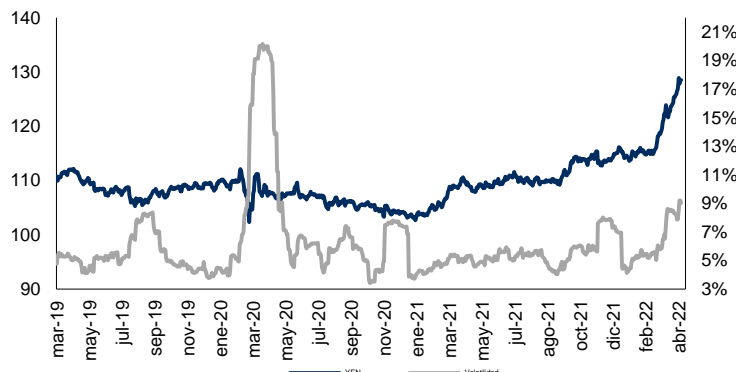


Monitor de Divisas

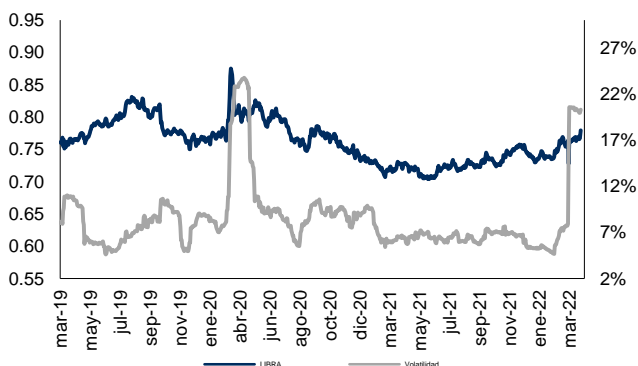
Euro (€) Cierre: 0.93 Volat: 6.8%



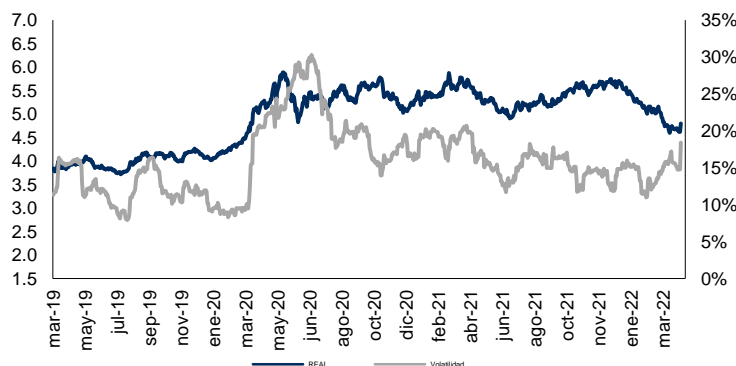
Yen Japonés (¥) Cierre: 128.52 Volat: 9.0%



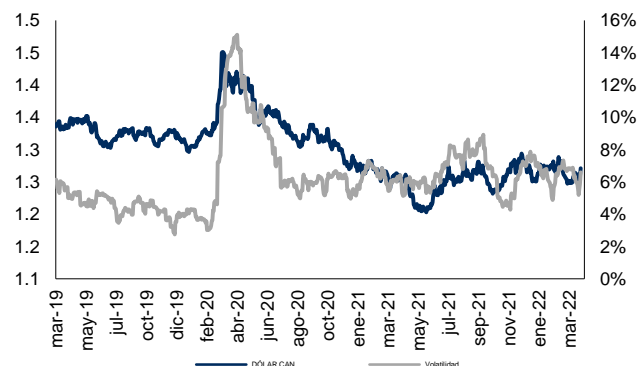
Libra Esterlina (£) Cierre: 0.78 Volat: 20.3%



Real Brasileño Cierre: 4.80 Volat: 18.4%



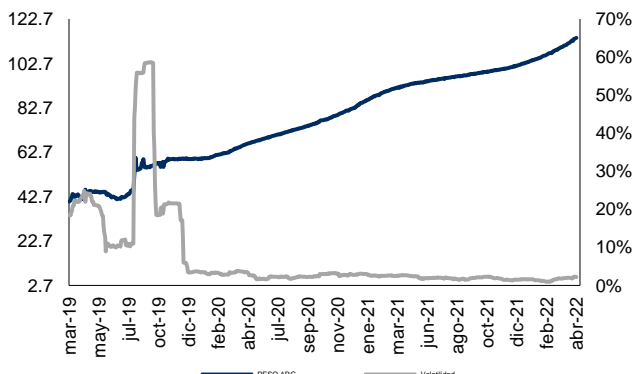
Dólar Canadiense Cierre: 1.27 Volat: 6.6%



Peso Mexicano Cierre: 20.33 Volat: 9.9%



Peso Argentino Cierre: 114.23 Volat: 2.2%



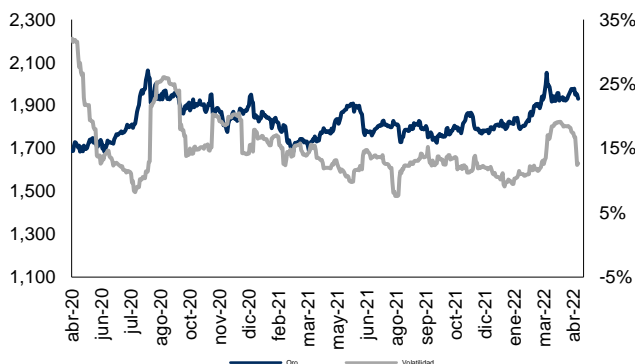
| Moneda | Ultimo | 7d | 30d | Acumulado |
|------------------|--------|--------|--------|-----------|
| Euro | 0.93 | -0.08% | -1.88% | -5.11% |
| Yen | 128.52 | -1.69% | -5.73% | -10.49% |
| Libra | 0.78 | -1.73% | -2.81% | -5.14% |
| Real | 4.80 | -2.15% | 0.54% | 16.05% |
| Dólar Can | 1.27 | -0.77% | -1.18% | -0.49% |
| Peso Mex | 20.33 | -2.54% | -0.78% | 0.81% |
| Peso Arg | 114.23 | -1.17% | -3.55% | -10.11% |

Cifras al 22 de abril de 2022. Cotizaciones con respecto a USD.

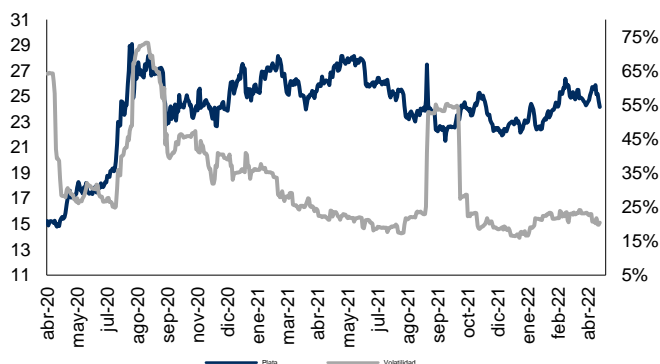


Monitor de Metales y Otros Commodities

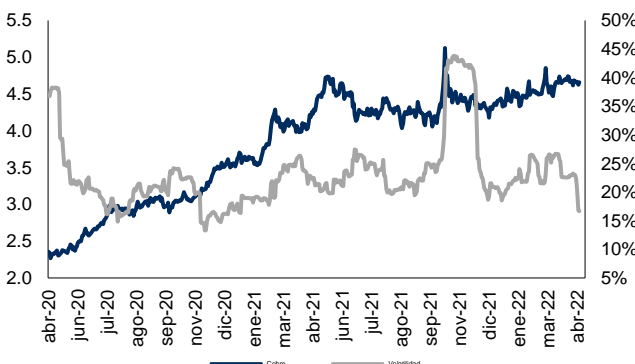
Oro (USD / T. Oz.) Cierre: 1,931.945 Volat: 12.7%



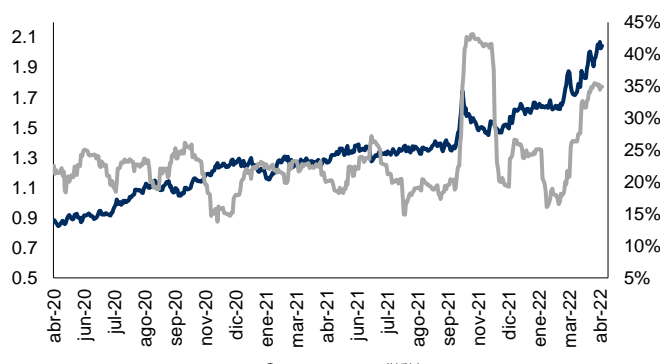
Plata (USD / T. Oz.) Cierre: 24.155 Volat: 20.4%



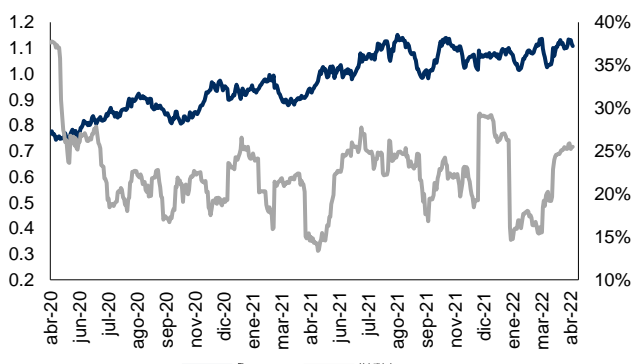
Cobre (USD / libra) Cierre: 4.659 Volat.: 16.7%



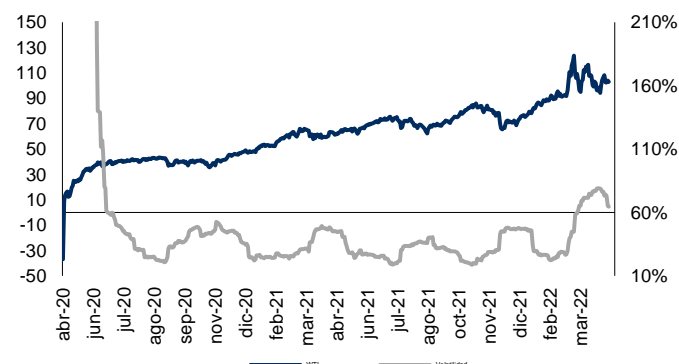
Zinc (USD / libra) Cierre: 2.044 Volat: 34.9%



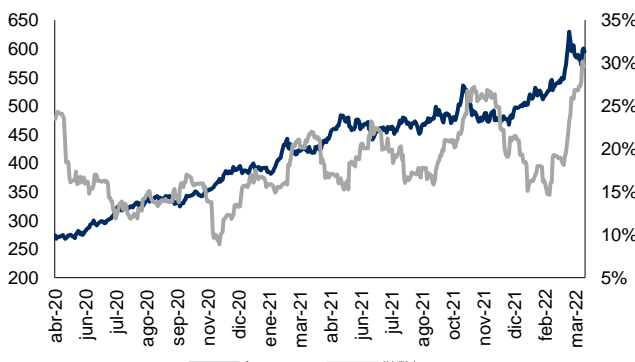
Plomo (US\$ / libra) Cierre: 1.088 Volat: 25.5%



WTI (US\$ / barril) Cierre: 103.060 Volat: 64.6%



Acero (Indice) Cierre: 569.638 Volat: 19.5%



| Metal | Ultimo | 7d | 30d | Acumulado |
|-------|---------|--------|---------|-----------|
| Oro | 1931.94 | -2.16% | -0.59% | 5.62% |
| Plata | 24.15 | -5.94% | -3.65% | 3.80% |
| Cobre | 4.66 | -0.12% | 0.12% | 5.64% |
| Plomo | 1.09 | -2.24% | 5.39% | 3.09% |
| Zinc | 2.04 | -0.40% | 15.47% | 25.89% |
| WTI | 103.06 | -3.58% | -10.34% | 36.72% |
| Acero | 569.64 | -1.26% | -4.65% | 13.67% |