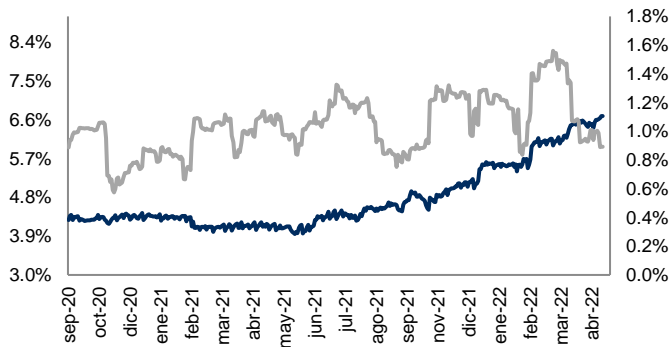


# Monitor de Mercados Financieros

**ABs y Volatilidad**

Cierre: 6.7%

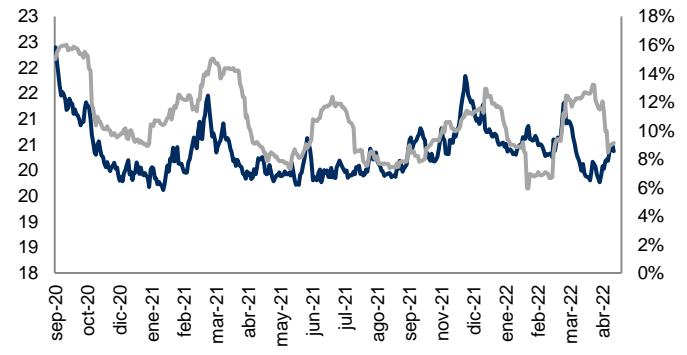
Volat: 0.9%



**Tipo Cambio y Volatilidad**

Cierre: 20.3760

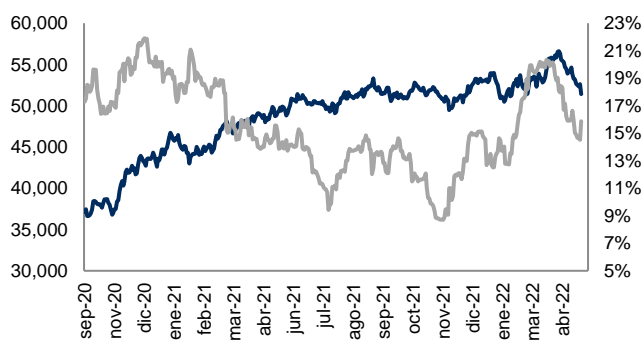
Volat: 9.1%



**IPC y Volatilidad**

Cierre: 51,417.97

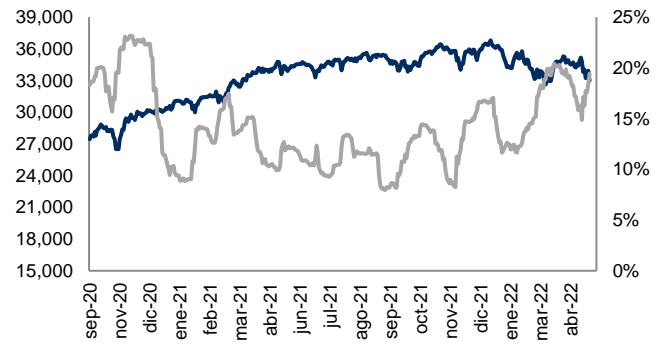
Volat: 15.9%



**DJI y Volatilidad**

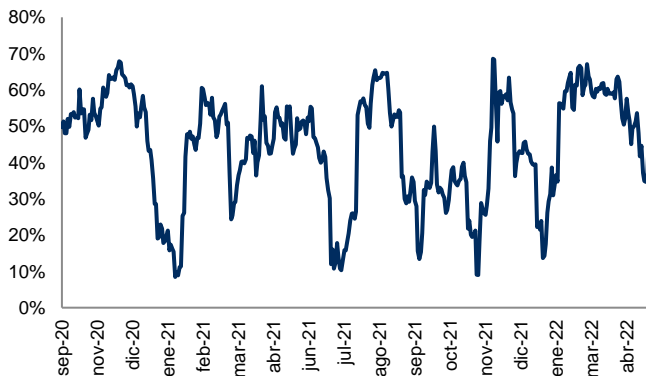
Cierre: 32,977.21

Volat: 19.4%



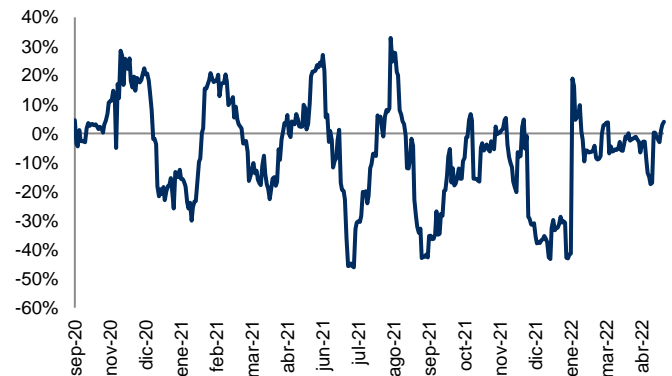
**Correlación entre IPC y DJI**

Correl: 46.8%



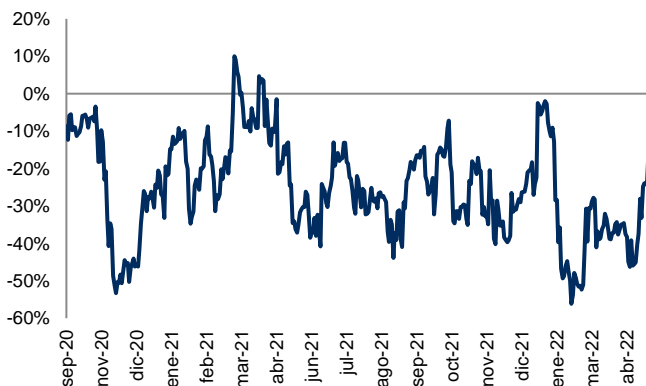
**Correlación entre Tipo Cambio y ABs**

Correl: 4.0%



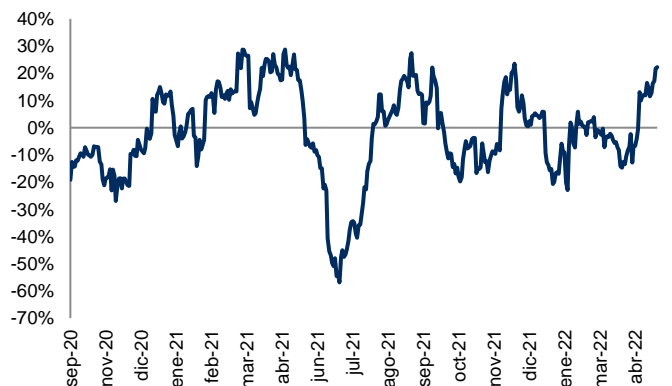
**Correlación entre IPC y Tipo Cambio**

Correl: -13.4%



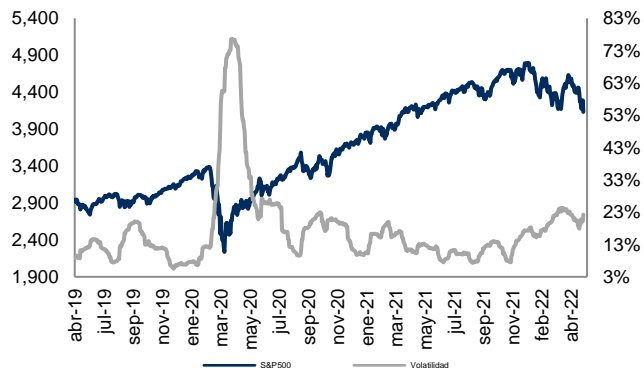
**Correlación entre IPC y Abs**

Correl: 22.3%

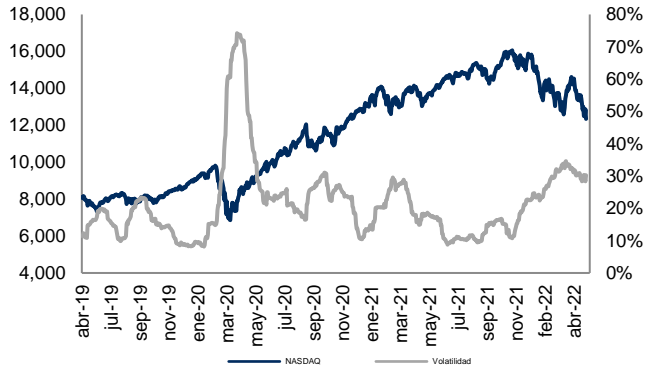


# Monitor de Mercados

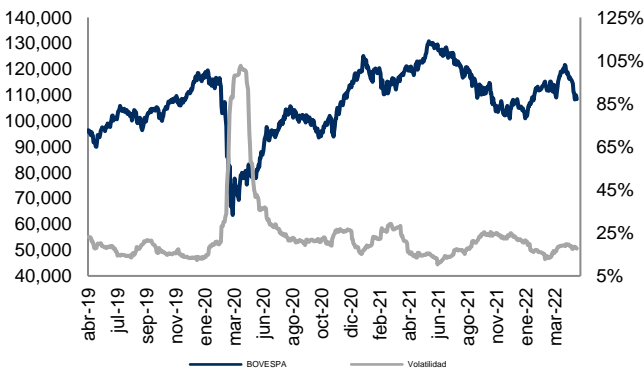
**S&P 500 (EUA)** Cierre: 4,131.93 Volat: 22.2%



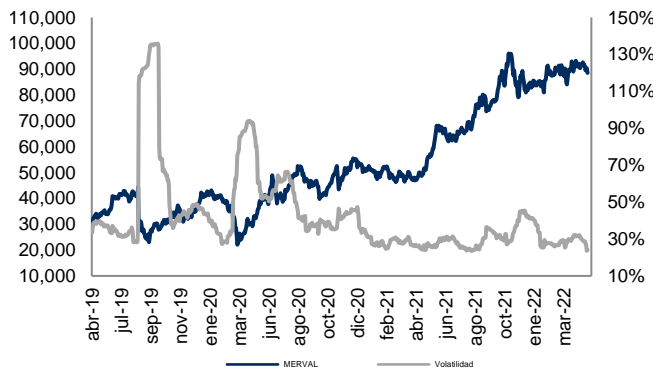
**NASDAQ (EUA)** Cierre: 12,334.64 Volat: 30.3%



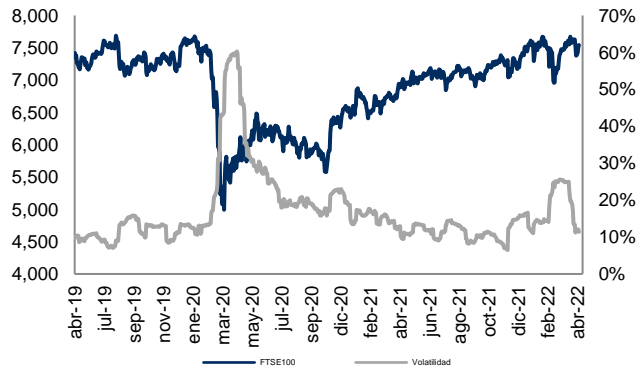
**BOVESPA (Sao Paulo)** Cierre: 108,405.51 Volat: 17.7%



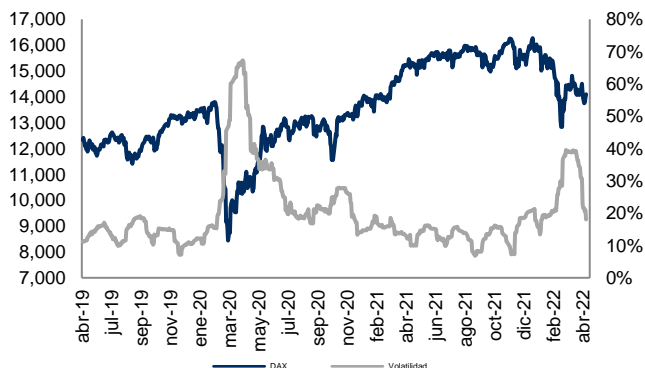
**MERVAL (Buenos Aires)** Cierre: 88,527.79 Volat: 24.2%



**FTSE-100 (Londres)** Cierre: 7,544.55 Volat: 11.4%



**DAX (Frankfurt)** Cierre: 14,097.88 Volat: 18.0%



**NIKKEI-225 (Tokio)** Cierre: 26,847.90 Volat: 21.5%



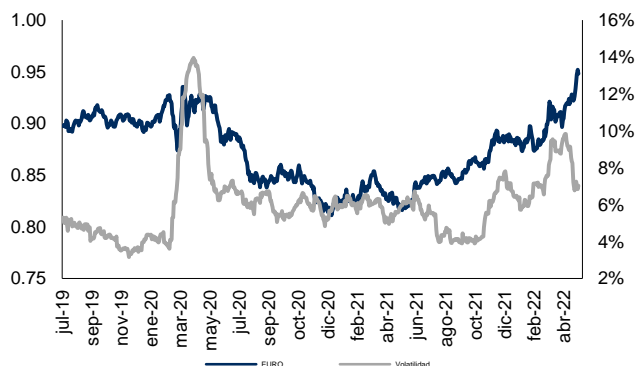
Índice	Rend. 7d	Rend. 30d	Rend. Año
S&P 500	-3.27%	-10.22%	-13.31%
NASDAQ	-3.93%	-14.59%	-21.16%
BOVESPA	-5.61%	-13.38%	16.08%
MERVAL	-4.38%	-6.32%	-5.59%
FTSE100	-1.67%	-4.65%	-5.00%
DAX	-2.62%	-8.75%	-17.73%
NIKK225	-1.96%	-10.15%	-17.39%
IPC	-4.05%	-10.34%	-3.06%
DJI	-2.47%	-6.39%	-9.25%
CAC40	-3.02%	-8.37%	-15.33%
HANGSENG	2.18%	-5.38%	-9.34%
TSE300	-3.12%	-8.70%	-3.73%
IBEX	-3.08%	-5.09%	-8.68%

Cifras al 29 de abril de 2022. Índices en USD.

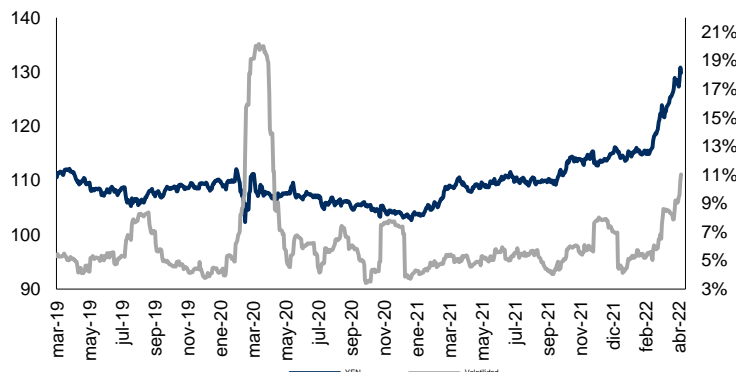


# Monitor de Divisas

**Euro (€)** Cierre: 0.95 Volat: 7.0%



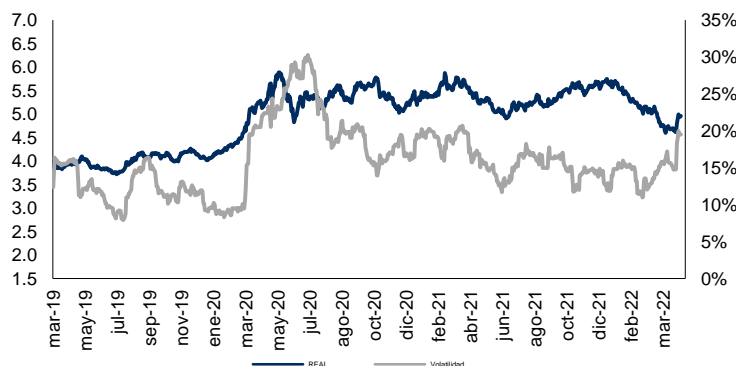
**Yen Japonés (¥)** Cierre: 129.85 Volat: 11.0%



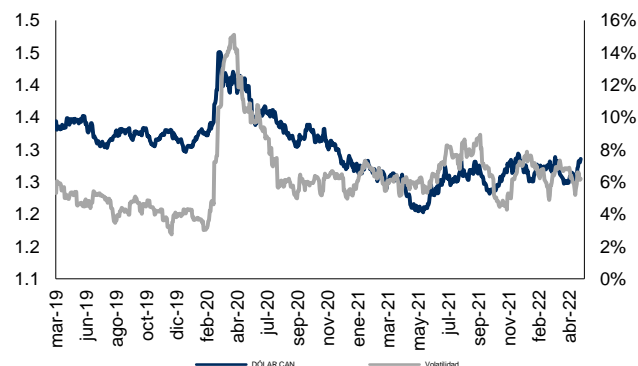
**Libra Esterlina (£)** Cierre: 0.79 Volat: 20.6%



**Real Brasileño** Cierre: 4.96 Volat: 19.5%



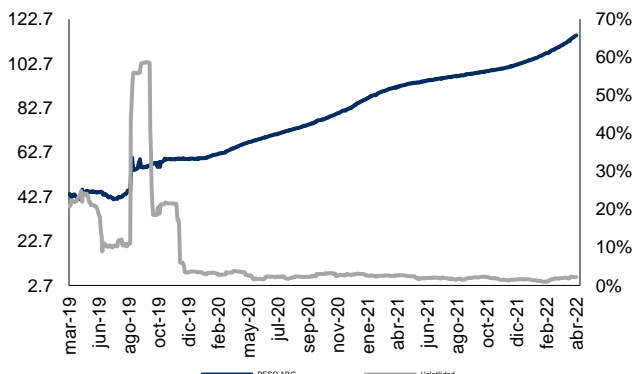
**Dólar Canadiense** Cierre: 1.29 Volat: 6.2%



**Peso Mexicano** Cierre: 20.38 Volat: 9.9%



**Peso Argentino** Cierre: 115.31 Volat: 2.2%



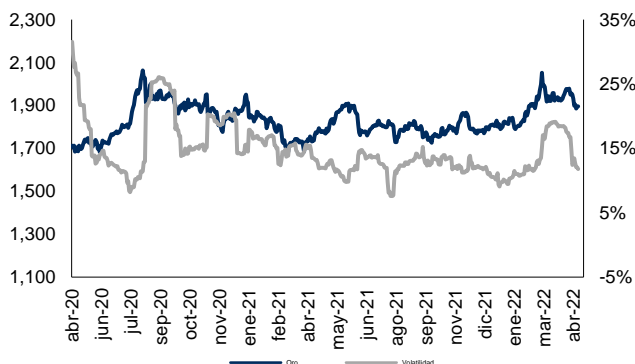
Moneda	Ultimo	7d	30d	Acumulado
<b>Euro</b>	0.95	-2.32%	-5.46%	-7.30%
<b>Yen</b>	129.85	-1.02%	-6.20%	-11.41%
<b>Libra</b>	0.79	-1.97%	-4.22%	-7.02%
<b>Real</b>	4.96	-3.28%	-3.91%	12.24%
<b>Dólar Can</b>	1.29	-1.14%	-2.92%	-1.62%
<b>Peso Mex</b>	20.38	-0.24%	-2.55%	0.57%
<b>Peso Arg</b>	115.31	-0.94%	-3.84%	-10.95%

Cifras al 29 de abril de 2022. Cotizaciones con respecto a USD.

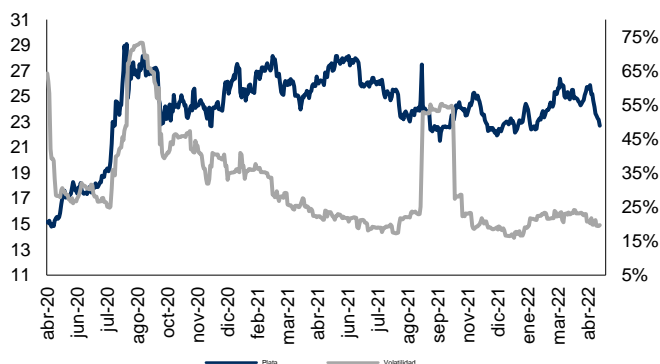


# Monitor de Metales y Otros Commodities

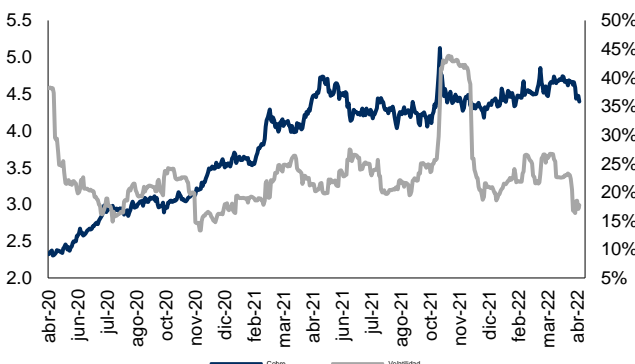
**Oro (USD / T. Oz.)** Cierre: 1,895.860 Volat: 11.8%



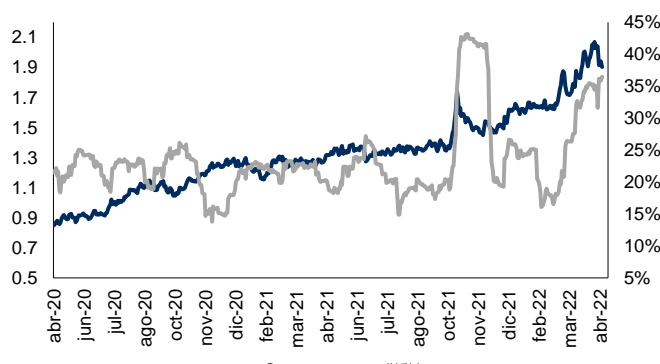
**Plata (USD / T. Oz.)** Cierre: 22.690 Volat: 19.6%



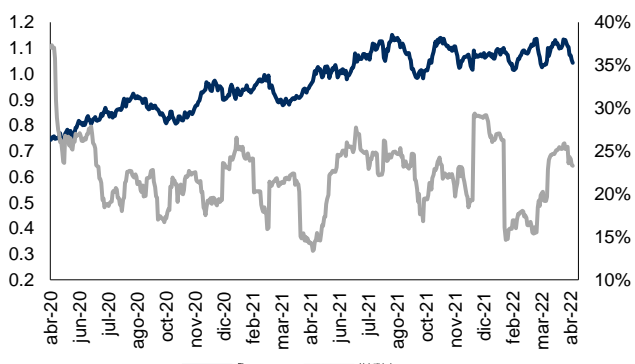
**Cobre (USD / libra)** Cierre: 4.398 Volat.: 17.7%



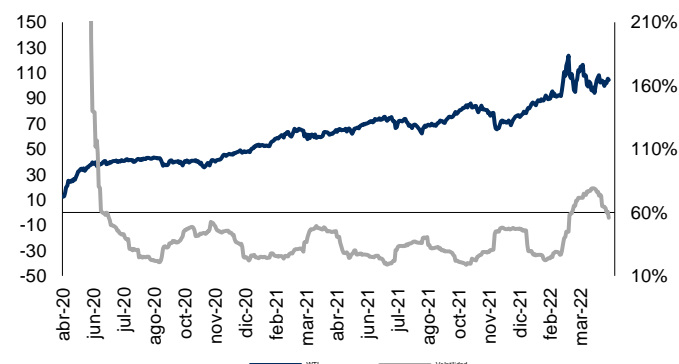
**Zinc (USD / libra)** Cierre: 1.904 Volat: 36.4%



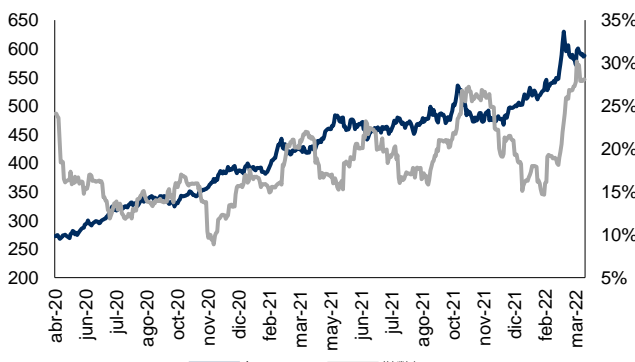
**Plomo (US\$ / libra)** Cierre: 1.023 Volat: 23.3%



**WTI (US\$ / barril)** Cierre: 104.640 Volat: 55.7%



**Acero (Indice)** Cierre: 541.823 Volat: 21.1%



Metal	Ultimo	7d	30d	Acumulado
Oro	1895.86	-1.87%	-1.90%	3.65%
Plata	22.69	-6.06%	-8.67%	-2.49%
Cobre	4.40	-5.61%	-6.00%	-0.29%
Plomo	1.02	-5.99%	-5.61%	-3.08%
Zinc	1.90	-6.88%	4.07%	17.23%
WTI	104.64	1.53%	-2.99%	38.82%
Acero	541.82	-4.88%	-8.30%	8.12%