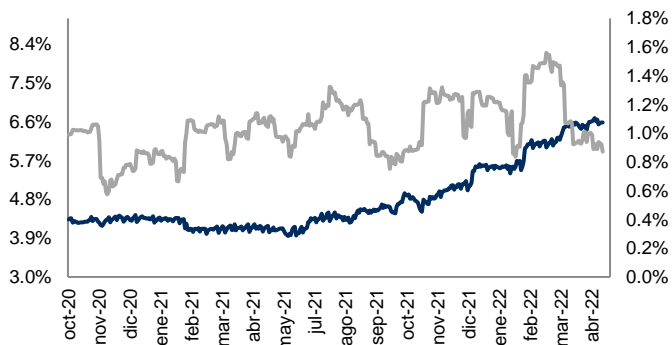


Monitor de Mercados Financieros

ABs y Volatilidad

Cierre: 6.6%

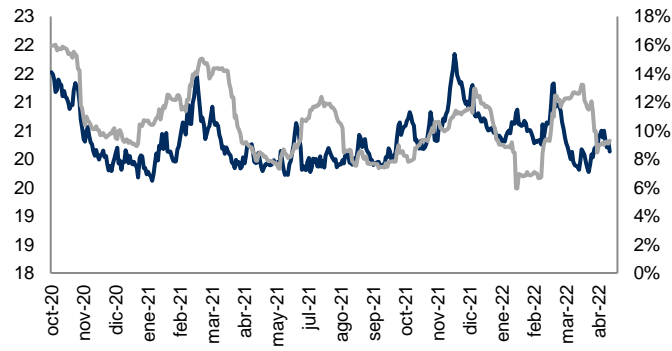
Volat: 0.9%



Tipo Cambio y Volatilidad

Cierre: 20.1330

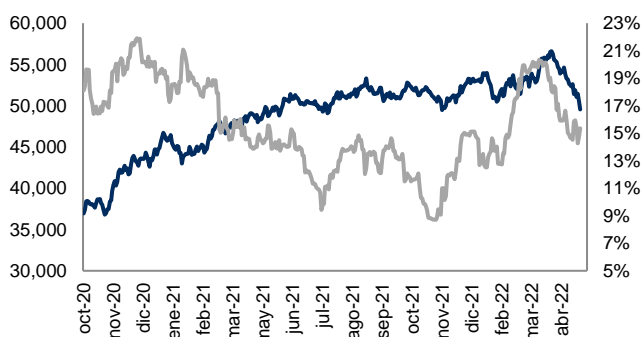
Volat: 9.3%



IPC y Volatilidad

Cierre: 49,541.81

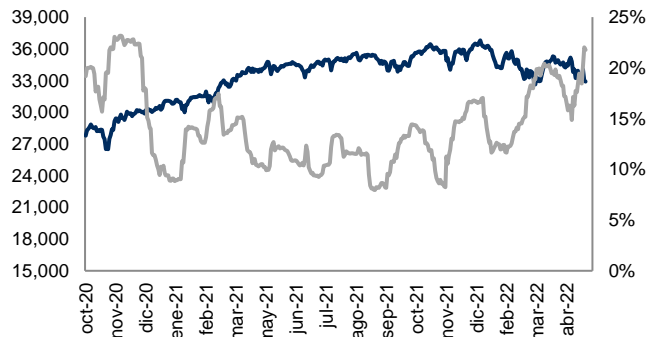
Volat: 15.4%



DJI y Volatilidad

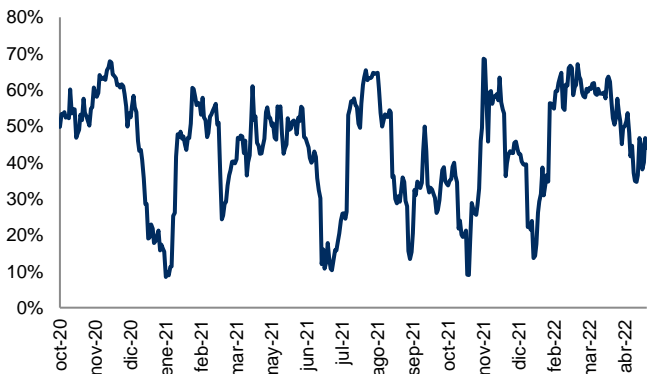
Cierre: 32,899.37

Volat: 21.8%



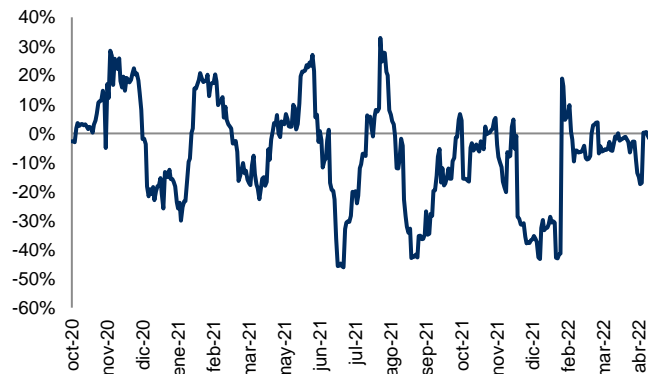
Correlación entre IPC y DJI

Correl: 44.0%



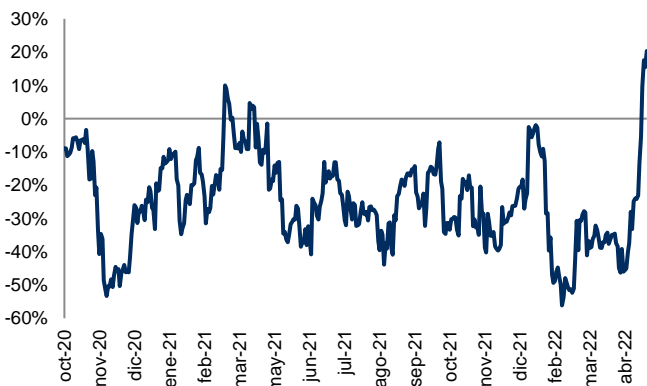
Correlación entre Tipo Cambio y ABs

Correl: 28.0%



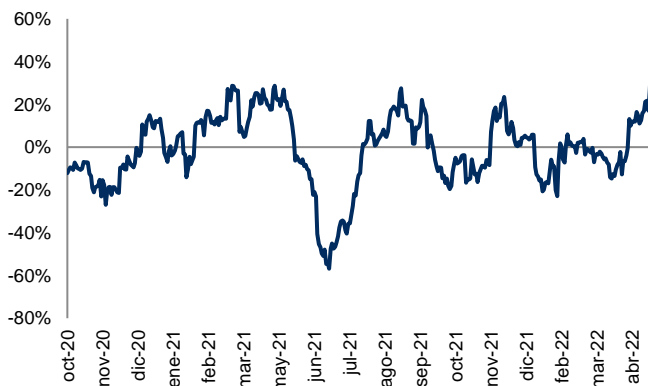
Correlación entre IPC y Tipo Cambio

Correl: 20.3%



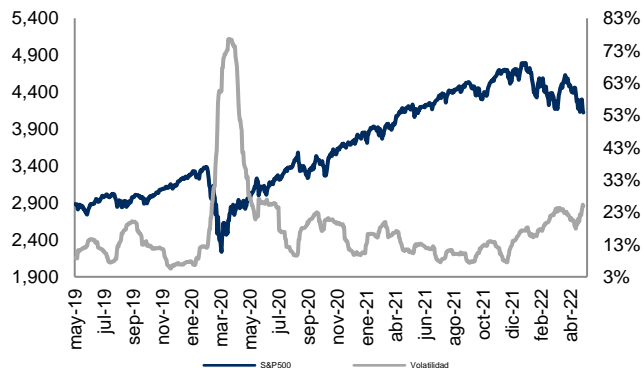
Correlación entre IPC y Abs

Correl: 45.8%

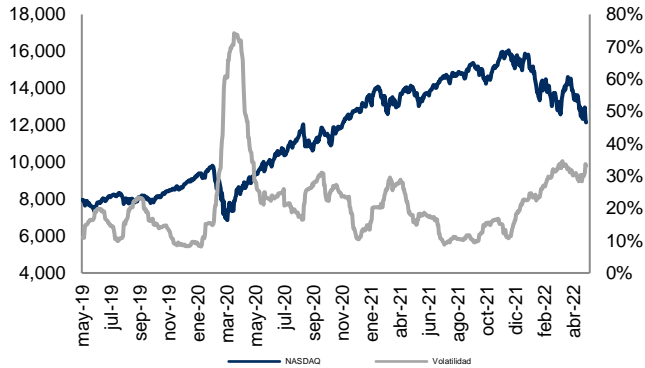


Monitor de Mercados

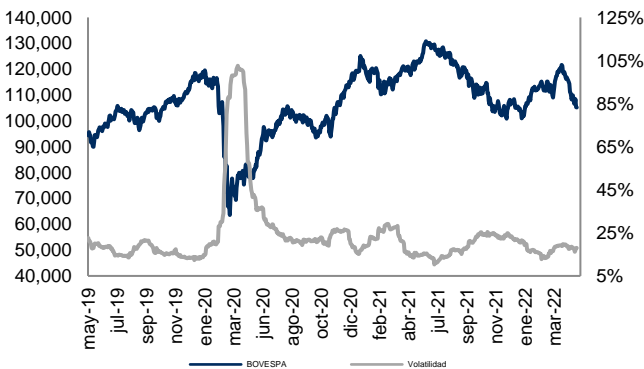
S&P 500 (EUA) Cierre: 4,123.34 Volat: 24.9%



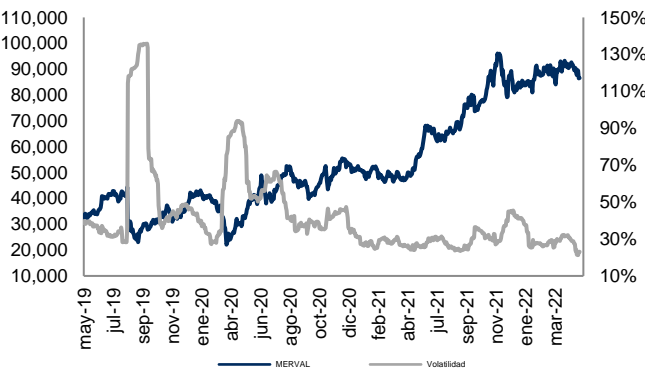
NASDAQ (EUA) Cierre: 12,144.66 Volat: 33.1%



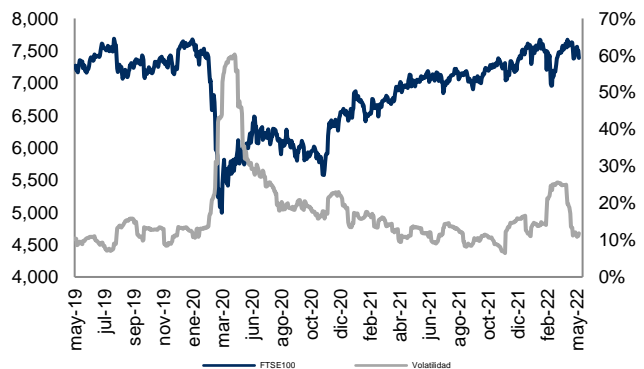
BOVESPA (Sao Paulo) Cierre: 105,134.73 Volat: 18.0%



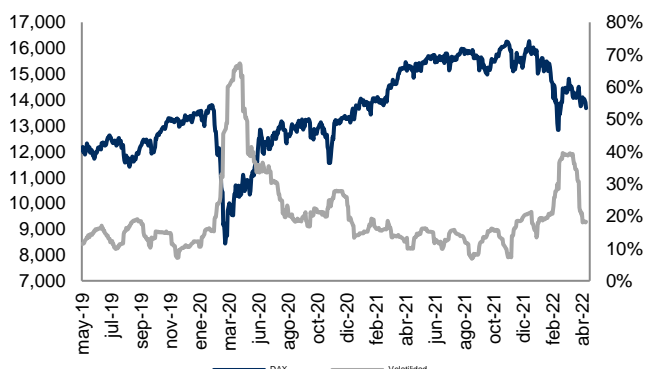
MERVAL (Buenos Aires) Cierre: 86,507.22 Volat: 23.0%



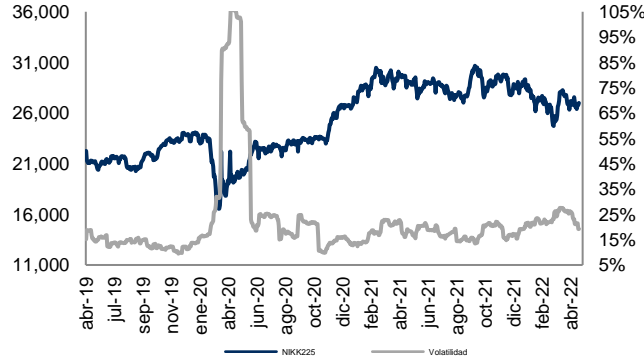
FTSE-100 (Londres) Cierre: 7,387.94 Volat: 11.9%



DAX (Frankfurt) Cierre: 13,674.29 Volat: 18.3%



NIKKEI-225 (Tokio) Cierre: 27,003.56 Volat: 19.2%



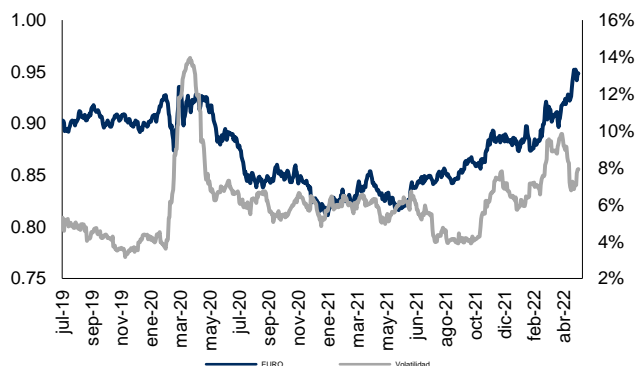
Índice	Rend. 7d	Rend. 30d	Rend. Año
S&P 500	-0.21%	-7.98%	-13.49%
NASDAQ	-1.54%	-12.56%	-22.37%
BOVESPA	-5.49%	-17.59%	9.71%
MERVAL	-3.01%	-8.47%	-8.44%
FTSE100	-3.97%	-8.11%	-8.77%
DAX	-3.02%	-6.50%	-20.22%
NIKK225	0.02%	-6.41%	-17.37%
IPC	-2.45%	-10.58%	-5.44%
DJI	-0.24%	-4.63%	-9.46%
CAC40	-4.23%	-6.82%	-18.91%
HANGSENG	-5.19%	-9.55%	-14.05%
TSE300	-1.04%	-8.05%	-4.73%
IBEX	-3.07%	-5.07%	-11.49%

Cifras al 06 de mayo de 2022. Índices en USD.

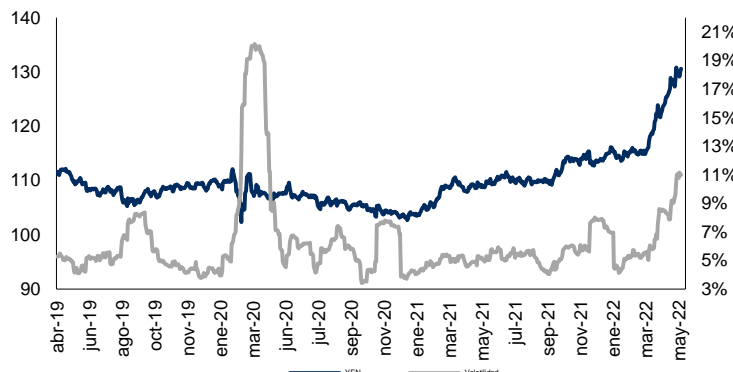


Monitor de Divisas

Euro (€) Cierre: 0.95 Volat: 7.9%



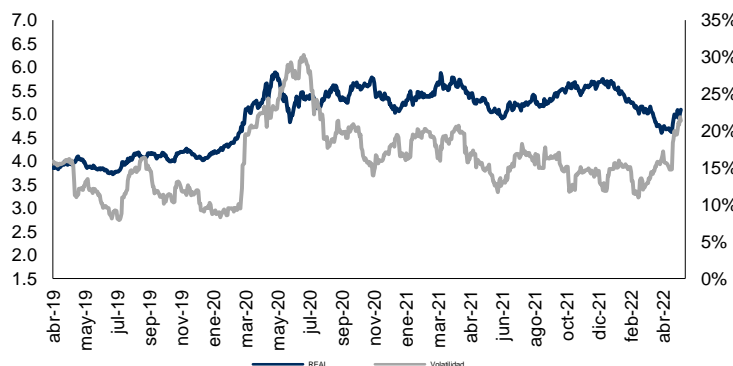
Yen Japonés (¥) Cierre: 130.58 Volat: 11.0%



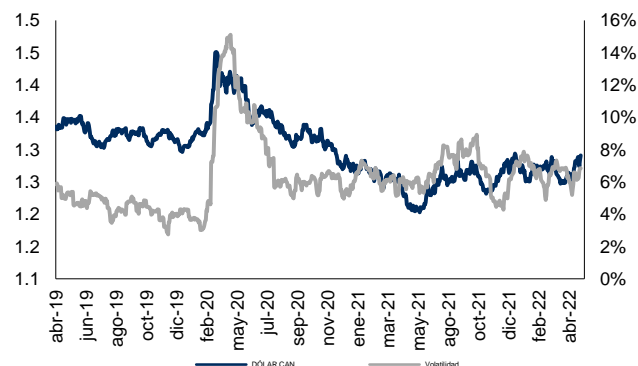
Libra Esterlina (£) Cierre: 0.81 Volat: 21.6%



Real Brasileño Cierre: 5.09 Volat: 21.4%



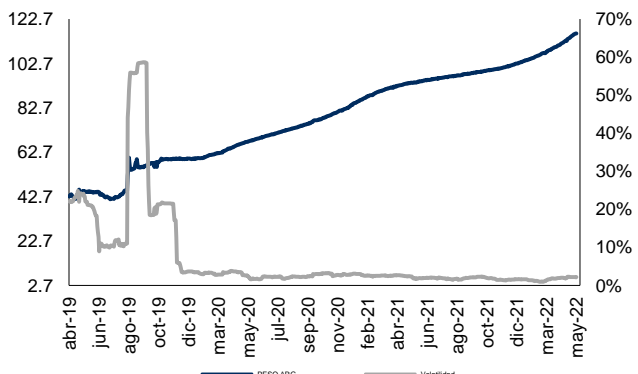
Dólar Canadiense Cierre: 1.29 Volat: 6.8%



Peso Mexicano Cierre: 20.08 Volat: 9.9%



Peso Argentino Cierre: 116.18 Volat: 2.2%



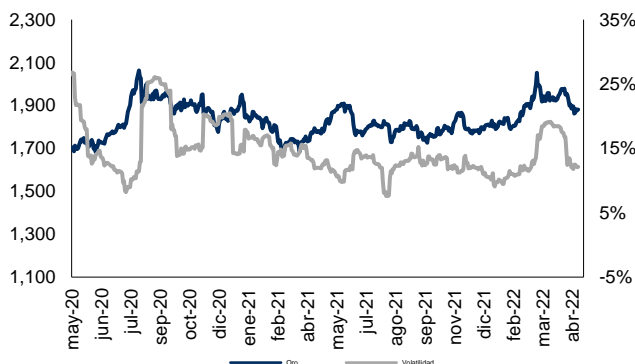
Moneda	Ultimo	7d	30d	Acumulado
Euro	0.95	-0.02%	-3.24%	-7.32%
Yen	130.58	-0.56%	-5.21%	-11.90%
Libra	0.81	-1.93%	-5.62%	-8.81%
Real	5.09	-2.55%	-7.33%	9.38%
Dólar Can	1.29	-0.42%	-2.90%	-2.03%
Peso Mex	20.08	1.49%	-0.10%	2.07%
Peso Arg	116.18	-0.75%	-3.74%	-11.62%

Cifras al 06 de mayo de 2022. Cotizaciones con respecto al USD.

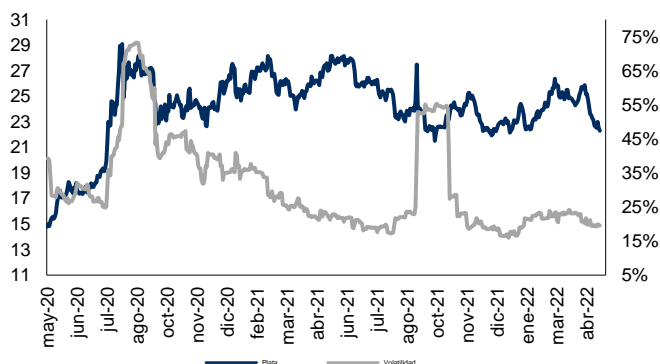


Monitor de Metales y Otros Commodities

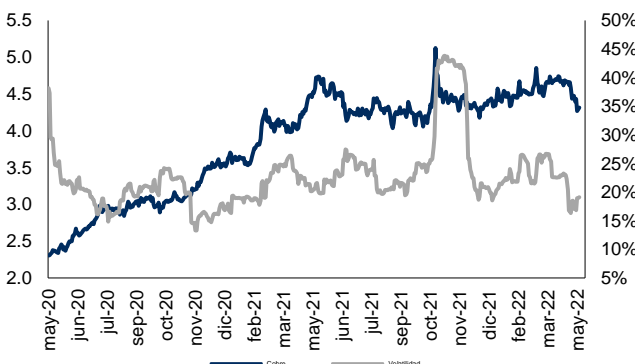
Oro (USD / T. Oz.) Cierre: 1,881.600 Volat: 12.1%



Plata (USD / T. Oz.) Cierre: 22.312 Volat: 19.6%



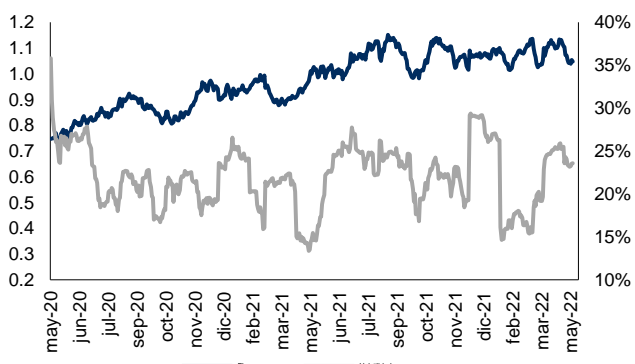
Cobre (USD / libra) Cierre: 4.315 Volat.: 19.1%



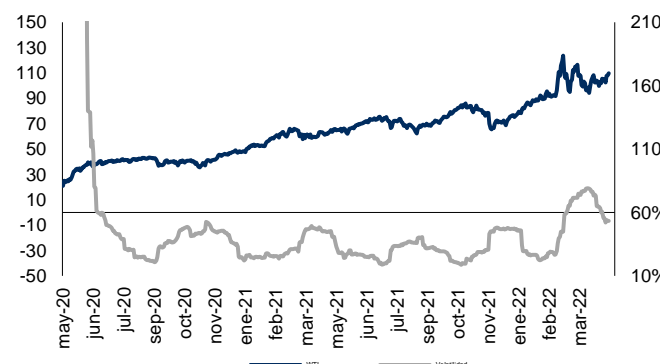
Zinc (USD / libra) Cierre: 1.780 Volat: 37.9%



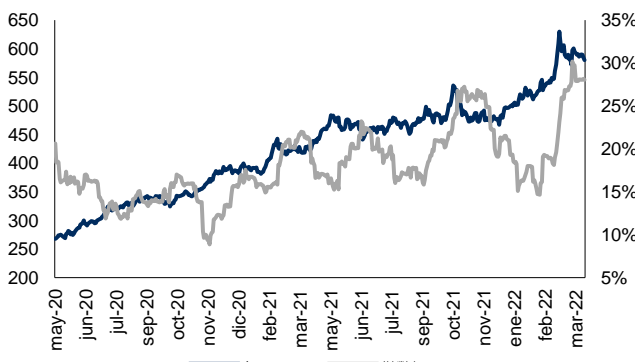
Plomo (US\$ / libra) Cierre: 1.028 Volat: 23.6%



WTI (US\$ / barril) Cierre: 109.770 Volat: 53.4%



Acero (Indice) Cierre: 512.587 Volat: 18.7%



Metal	Ultimo	7d	30d	Acumulado
Oro	1881.60	-0.75%	-2.24%	2.87%
Plata	22.31	-1.67%	-8.63%	-4.12%
Cobre	4.31	-1.89%	-8.82%	-2.18%
Plomo	1.03	0.49%	-6.57%	-2.61%
Zinc	1.78	-6.50%	-9.39%	9.62%
WTI	109.77	4.90%	13.82%	45.62%
Acero	512.59	-5.40%	-12.30%	2.29%