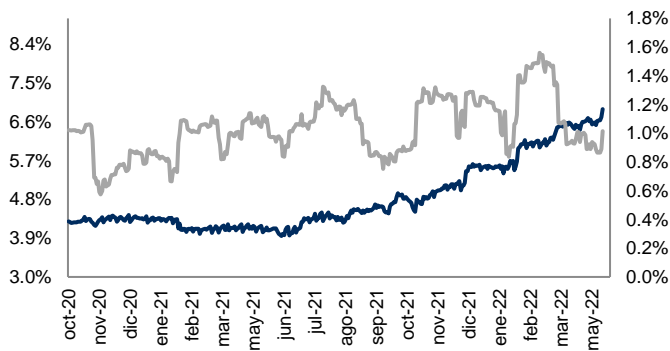


Monitor de Mercados Financieros

ABs y Volatilidad

Cierre: 6.9%

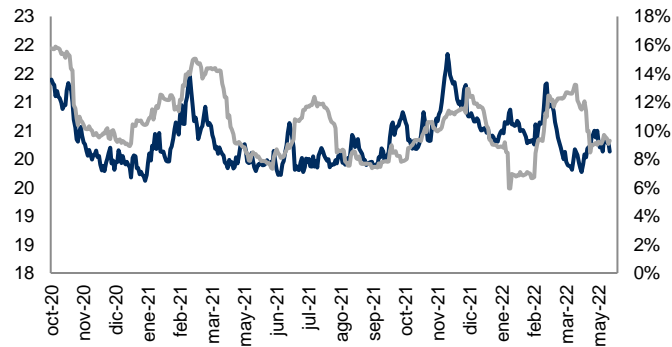
Volat: 1.0%



Tipo Cambio y Volatilidad

Cierre: 20.1290

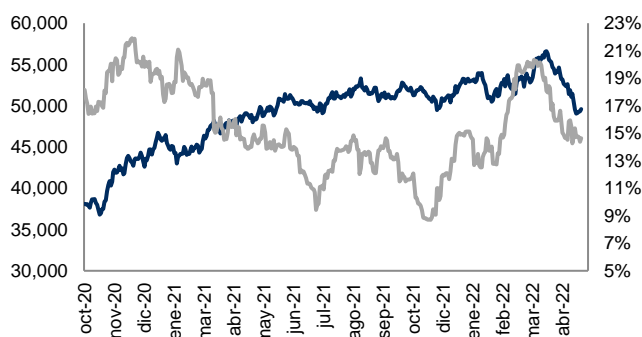
Volat: 9.3%



IPC y Volatilidad

Cierre: 49,579.90

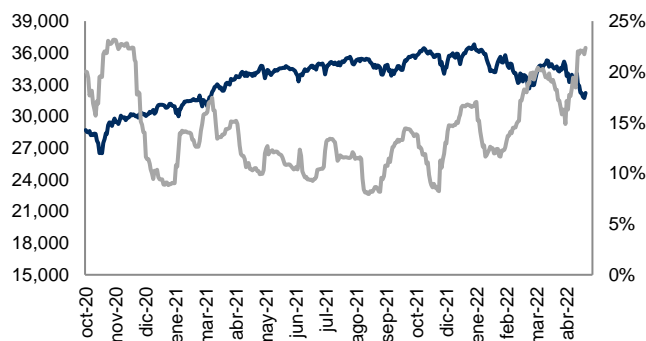
Volat: 14.6%



DJI y Volatilidad

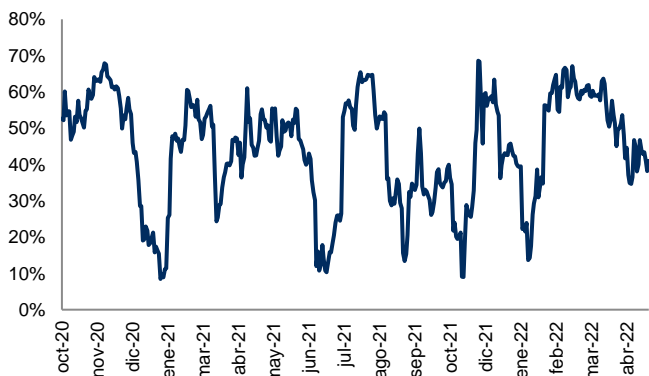
Cierre: 32,196.66

Volat: 22.4%



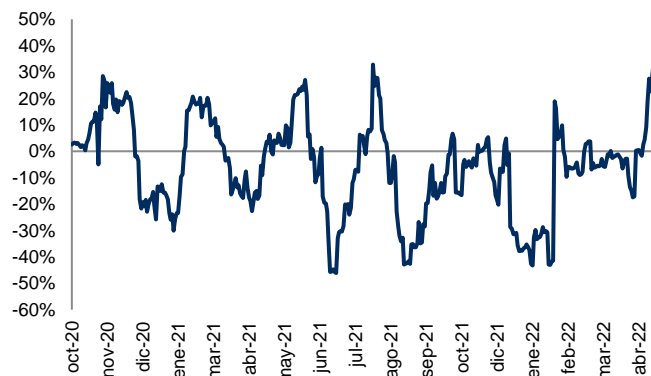
Correlación entre IPC y DJI

Correl: 41.0%



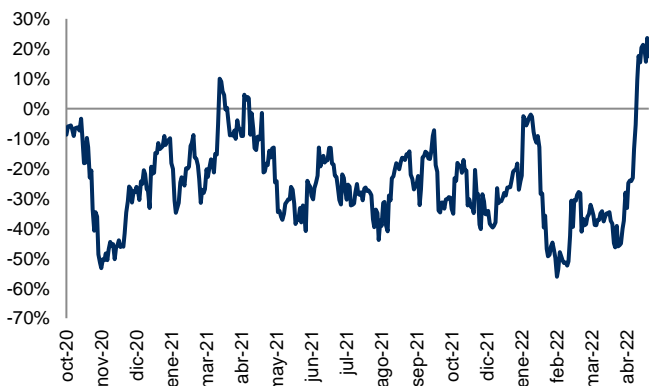
Correlación entre Tipo Cambio y ABs

Correl: 18.5%



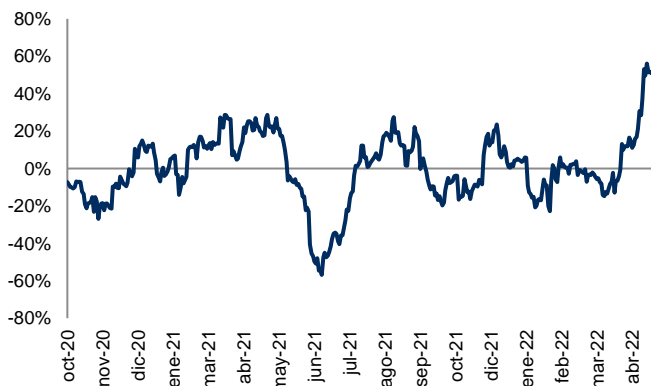
Correlación entre IPC y Tipo Cambio

Correl: 17.5%



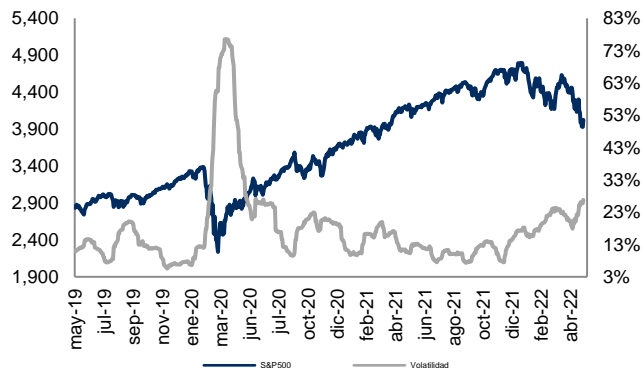
Correlación entre IPC y Abs

Correl: 53.7%

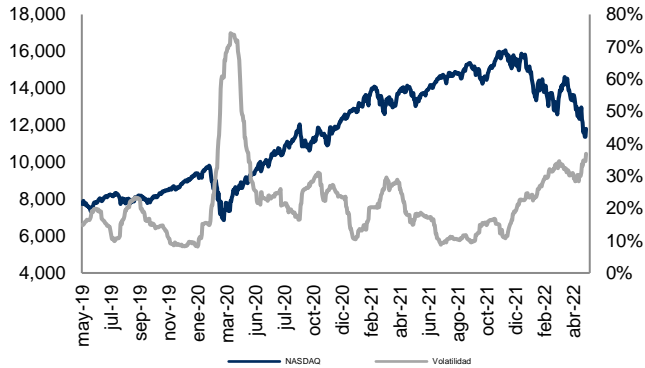


Monitor de Mercados

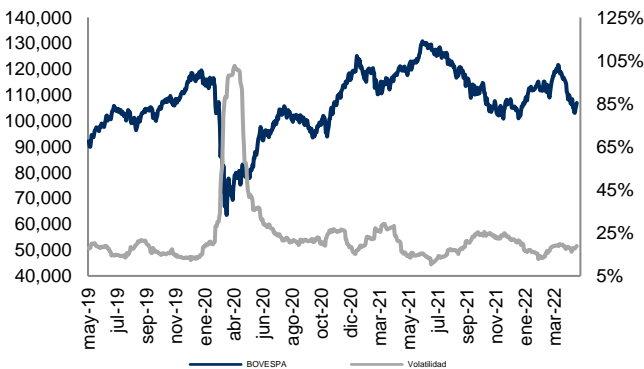
S&P 500 (EUA) Cierre: 4,023.89 Volat: 26.8%



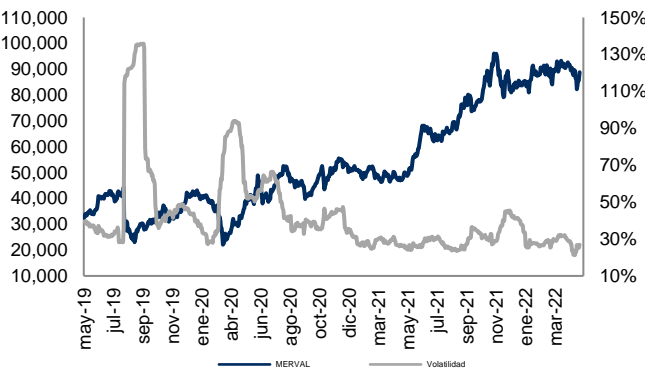
NASDAQ (EUA) Cierre: 11,805.00 Volat: 36.9%



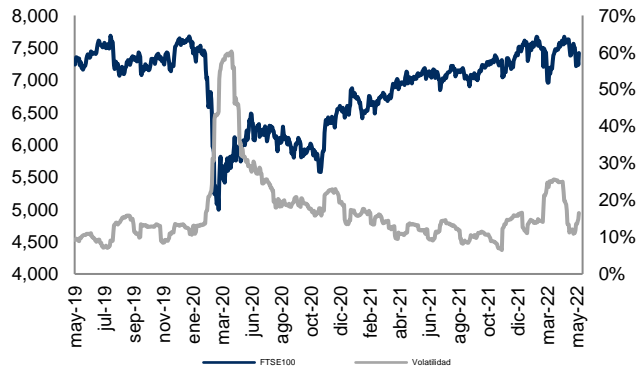
BOVESPA (Sao Paulo) Cierre: 106,924.18 Volat: 18.9%



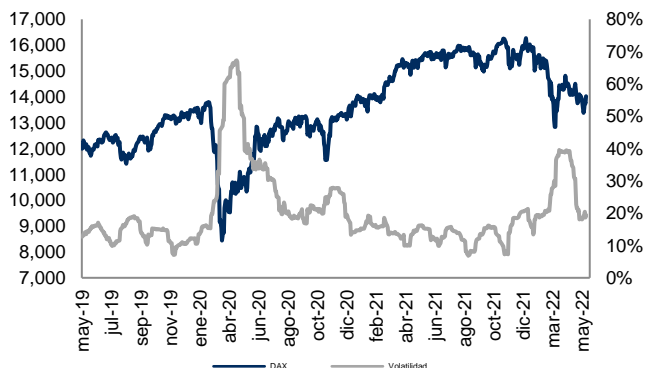
MERVAL (Buenos Aires) Cierre: 88,795.76 Volat: 26.9%



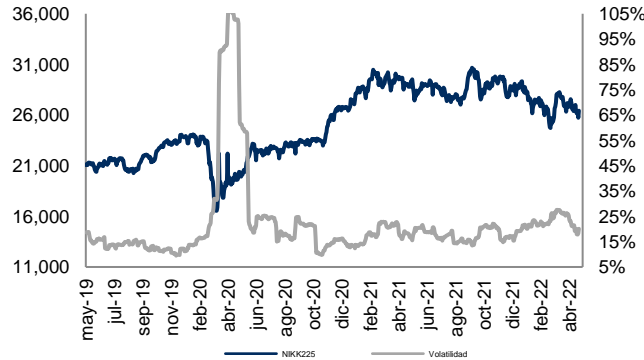
FTSE-100 (Londres) Cierre: 7,418.15 Volat: 16.5%



DAX (Frankfurt) Cierre: 14,027.93 Volat: 19.4%



NIKKEI-225 (Tokio) Cierre: 26,427.65 Volat: 20.1%



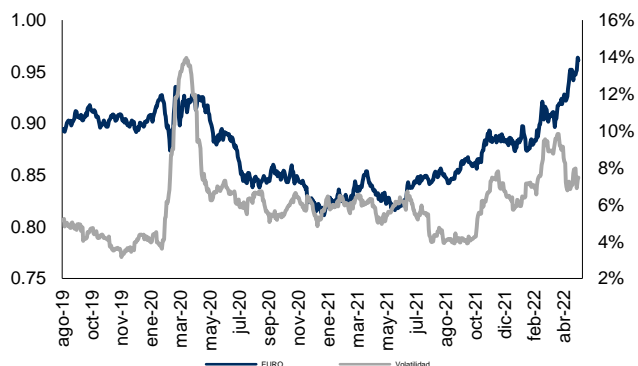
Índice	Rend. 7d	Rend. 30d	Rend. Año
S&P 500	-2.41%	-9.51%	-15.57%
NASDAQ	-2.80%	-13.48%	-24.54%
BOVESPA	2.36%	-15.26%	12.30%
MERVAL	1.56%	-6.18%	-7.01%
FTSE100	-0.32%	-8.58%	-9.06%
DAX	1.22%	-4.75%	-19.24%
NIKK225	-1.15%	-4.32%	-18.32%
IPC	0.28%	-10.09%	-5.18%
DJI	-2.14%	-6.85%	-11.40%
CAC40	0.32%	-7.04%	-18.66%
HANGSENG	-0.52%	-7.03%	-14.49%
TSE300	-2.62%	-10.43%	-7.22%
IBEX	-1.14%	-7.52%	-12.49%

Cifras al 13 de mayo de 2022. Índices en USD.

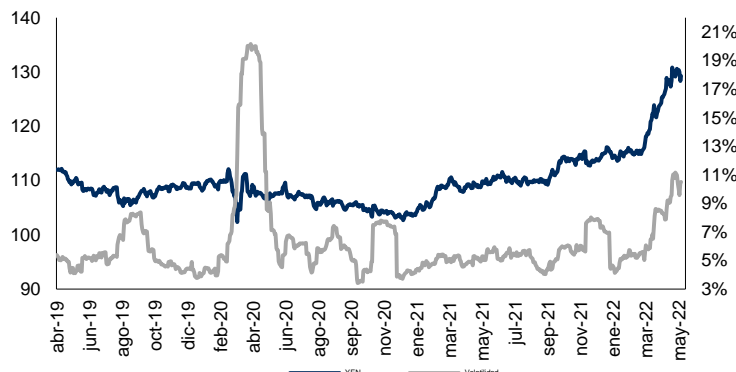


Monitor de Divisas

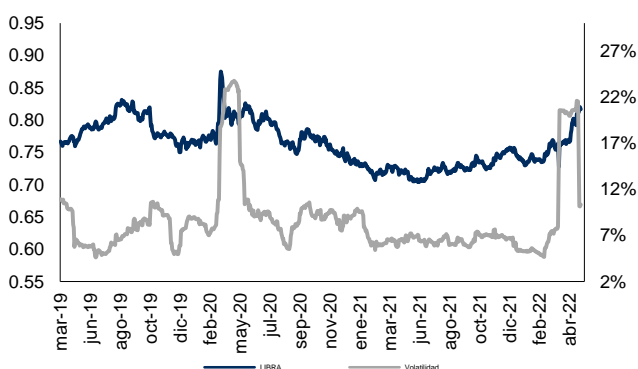
Euro (€) Cierre: 0.96 Volat: 7.5%



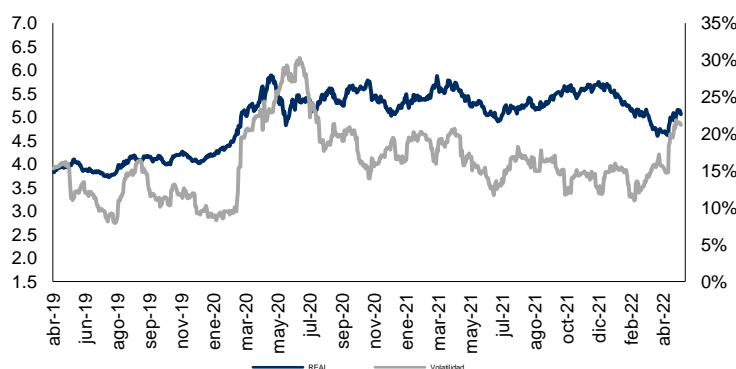
Yen Japonés (¥) Cierre: 129.28 Volat: 10.5%



Libra Esterlina (£) Cierre: 0.82 Volat: 10.3%



Real Brasileño Cierre: 5.06 Volat: 21.2%



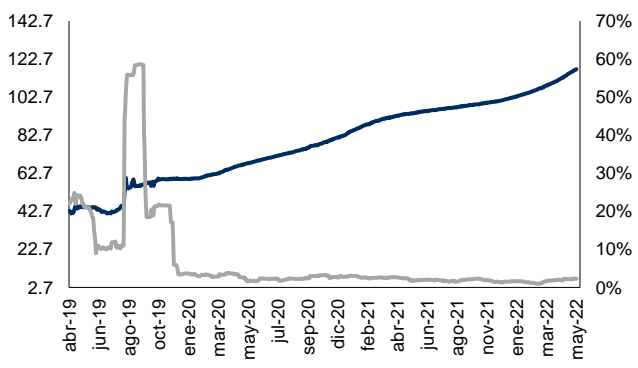
Dólar Canadiense Cierre: 1.29 Volat: 7.8%



Peso Mexicano Cierre: 20.15 Volat: 9.3%



Peso Argentino Cierre: 117.42 Volat: 2.3%



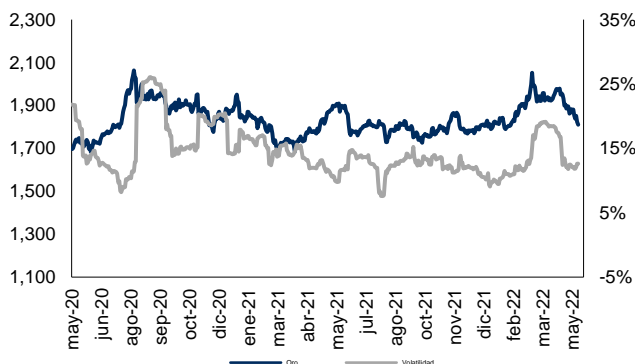
Moneda	Ultimo	7d	30d	Acumulado
Euro	0.96	-1.33%	-4.42%	-8.55%
Yen	129.28	1.01%	-2.82%	-11.01%
Libra	0.82	-0.72%	-6.58%	-9.47%
Real	5.06	0.65%	-7.45%	10.09%
Dólar Can	1.29	-0.03%	-2.68%	-2.06%
Peso Mex	20.15	-0.34%	-1.66%	1.72%
Peso Arg	117.42	-1.06%	-3.81%	-12.55%

Cifras al 13 de mayo de 2022. Cotizaciones con respecto al USD.

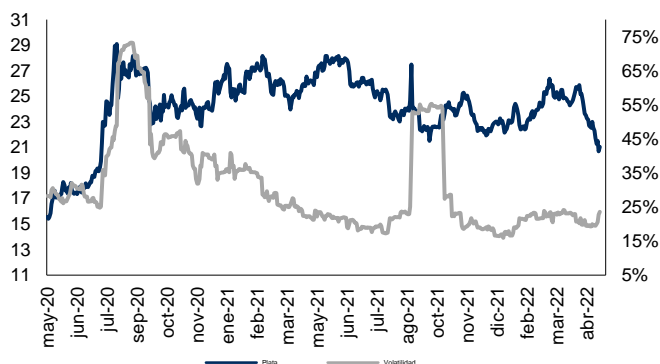


Monitor de Metales y Otros Commodities

Oro (USD / T. Oz.) Cierre: 1,810.142 Volat: 12.6%



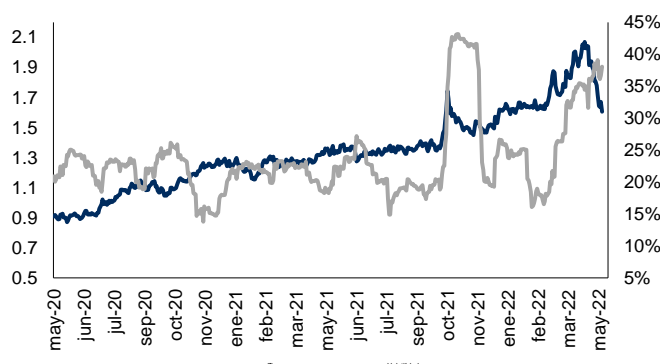
Plata (USD / T. Oz.) Cierre: 21.040 Volat: 23.6%



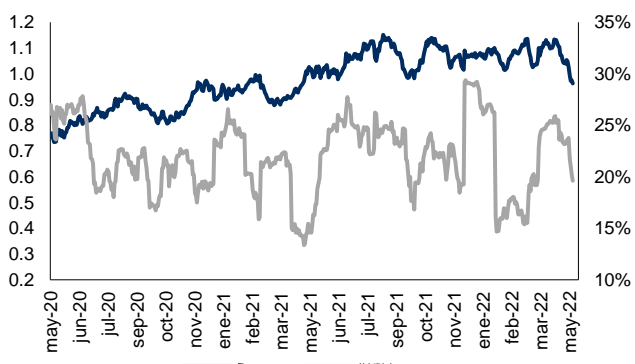
Cobre (USD / libra) Cierre: 4.129 Volat: 20.2%



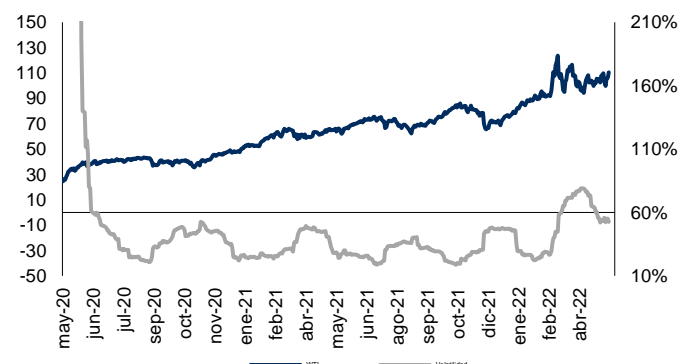
Zinc (USD / libra) Cierre: 1.605 Volat: 38.0%



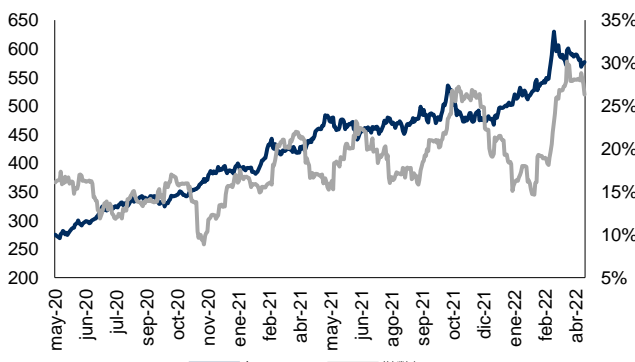
Plomo (US\$ / libra) Cierre: 0.943 Volat: 19.6%



WTI (US\$ / barril) Cierre: 110.570 Volat: 52.6%



Acero (Indice) Cierre: 493.317 Volat: 21.0%



Metal	Ultimo	7d	30d	Acumulado
Oro	1810.14	-3.80%	-8.47%	-1.04%
Plata	21.04	-5.70%	-18.18%	-9.58%
Cobre	4.13	-4.30%	-11.84%	-6.38%
Plomo	0.94	-8.27%	-13.59%	-10.67%
Zinc	1.61	-9.81%	-19.87%	-1.14%
WTI	110.57	0.73%	6.00%	46.68%
Acero	493.32	-3.76%	-14.02%	-1.56%