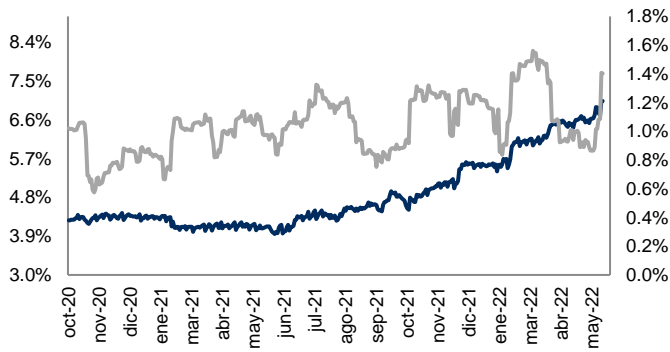


Monitor de Mercados Financieros

ABs y Volatilidad

Cierre: 7.0%

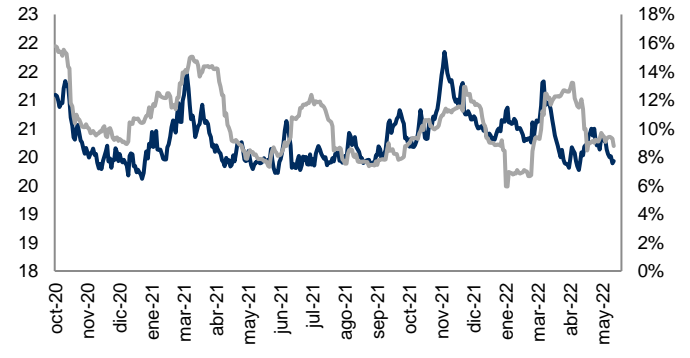
Volat: 1.4%



Tipo Cambio y Volatilidad

Cierre: 19.9270

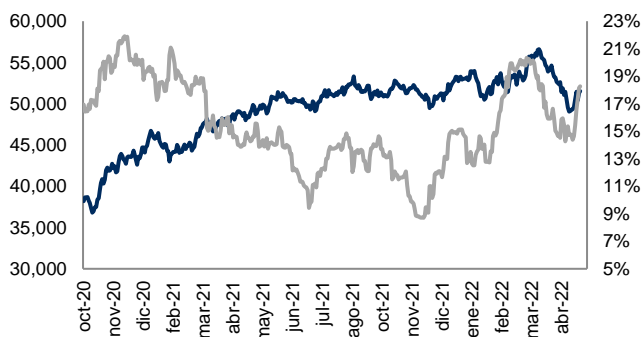
Volat: 8.8%



IPC y Volatilidad

Cierre: 51,518.30

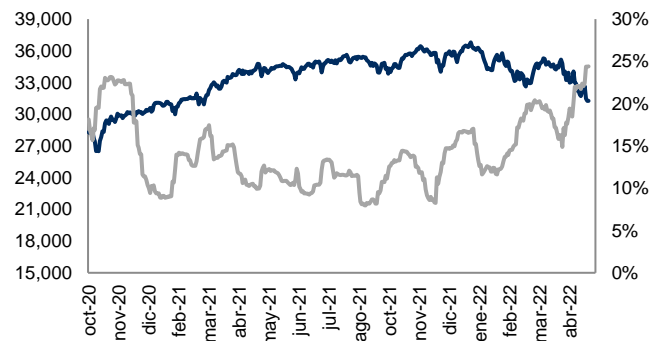
Volat: 18.3%



DJI y Volatilidad

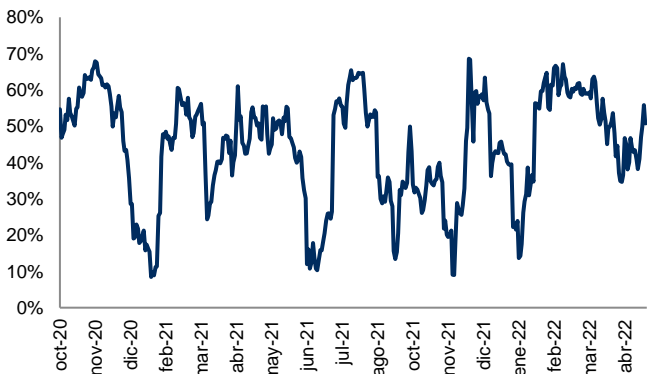
Cierre: 31,261.90

Volat: 24.4%



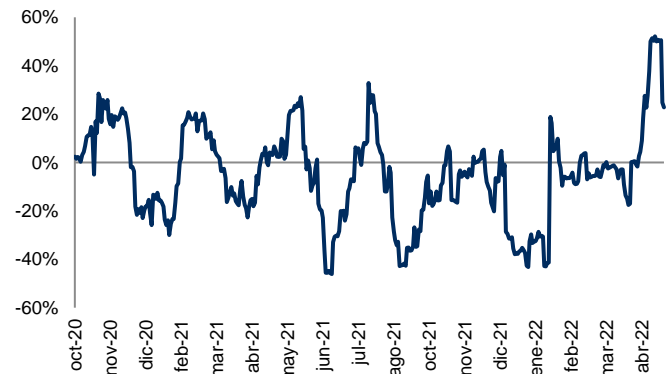
Correlación entre IPC y DJI

Correl: 50.9%



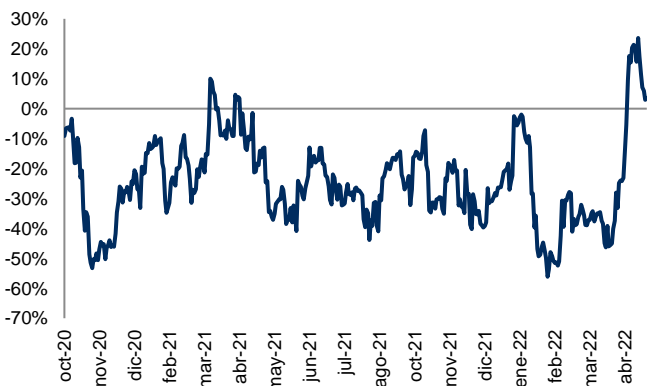
Correlación entre Tipo Cambio y ABs

Correl: 22.8%



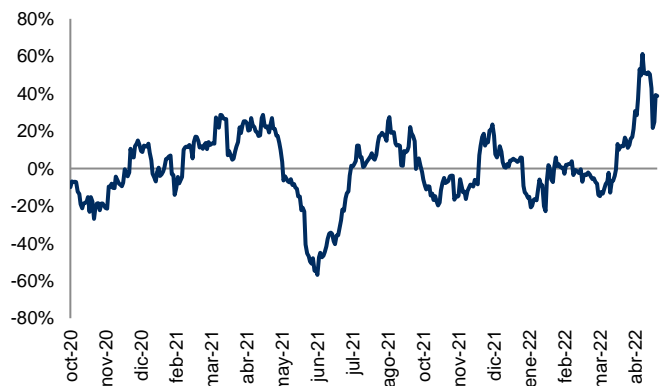
Correlación entre IPC y Tipo Cambio

Correl: 3.6%



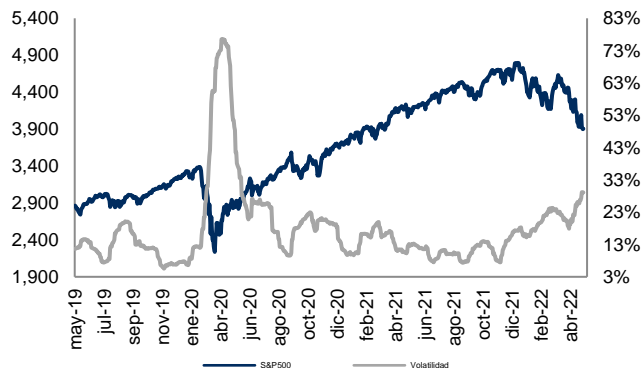
Correlación entre IPC y Abs

Correl: 38.8%

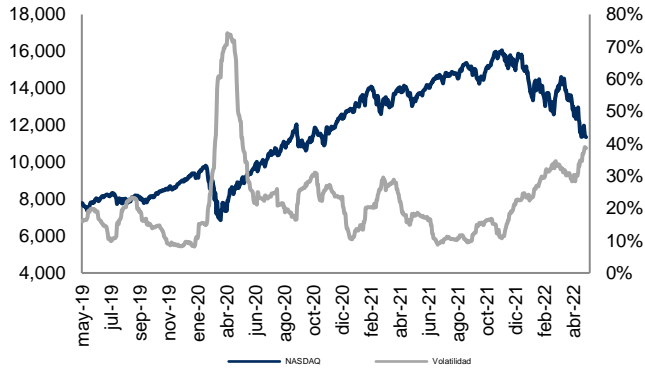


Monitor de Mercados

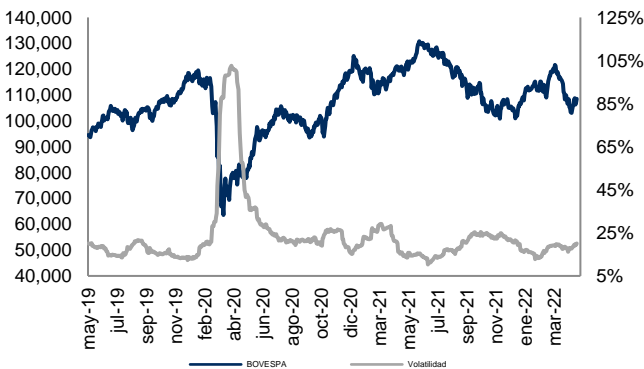
S&P 500 (EUA) Cierre: 3,901.36 Volat: 29.1%



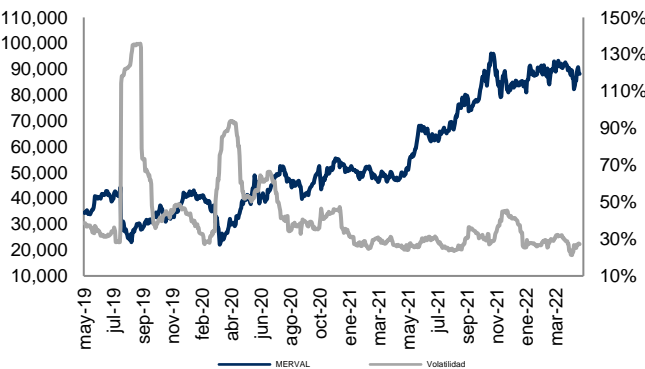
NASDAQ (EUA) Cierre: 11,354.62 Volat: 38.7%



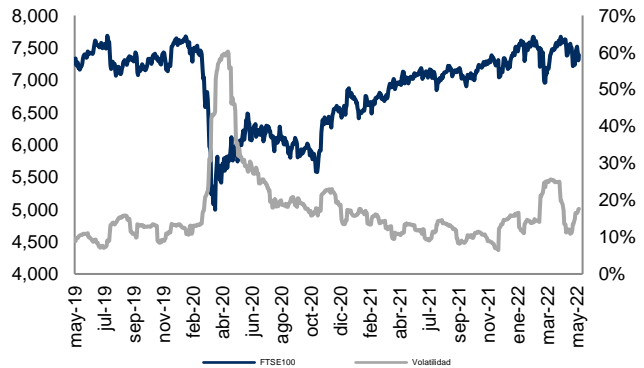
BOVESPA (Sao Paulo) Cierre: 108,470.36 Volat: 20.1%



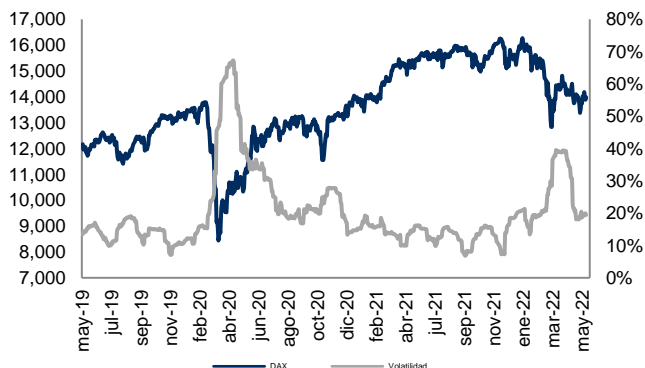
MERVAL (Buenos Aires) Cierre: 88,118.96 Volat: 27.3%



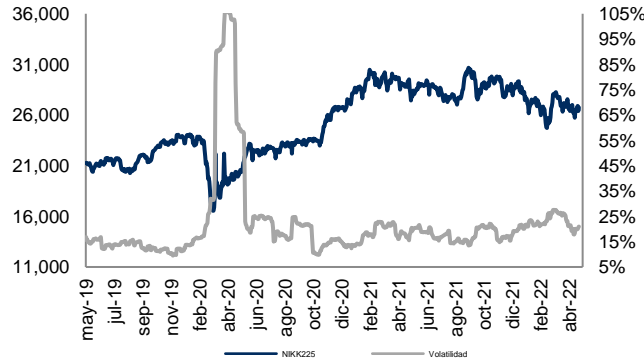
FTSE-100 (Londres) Cierre: 7,389.98 Volat: 17.7%



DAX (Frankfurt) Cierre: 13,981.91 Volat: 19.4%



NIKKEI-225 (Tokio) Cierre: 26,739.03 Volat: 21.0%



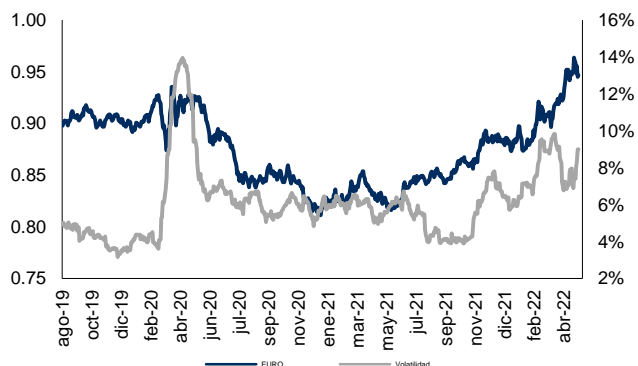
Índice	Rend. 7d	Rend. 30d	Rend. Año
S&P 500	-3.05%	-12.51%	-18.14%
NASDAQ	-3.82%	-15.60%	-27.42%
BOVESPA	5.23%	-10.14%	18.17%
MERVAL	-1.65%	-8.43%	-8.54%
FTSE100	1.64%	-7.34%	-7.57%
DAX	1.21%	-5.17%	-18.26%
NIKK225	2.29%	-1.80%	-16.45%
IPC	5.22%	-3.70%	-0.22%
DJI	-2.90%	-11.09%	-13.97%
CAC40	0.31%	-7.58%	-18.40%
HANGSENG	4.15%	-1.13%	-10.94%
TSE300	1.13%	-10.56%	-6.17%
IBEX	3.33%	-5.76%	-9.58%

Cifras al 20 de mayo de 2022. Índices en USD.

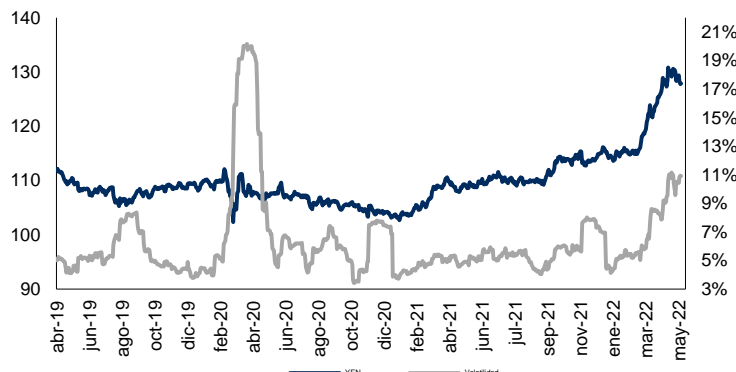


Monitor de Divisas

Euro (€) Cierre: 0.95 Volat: 9.0%



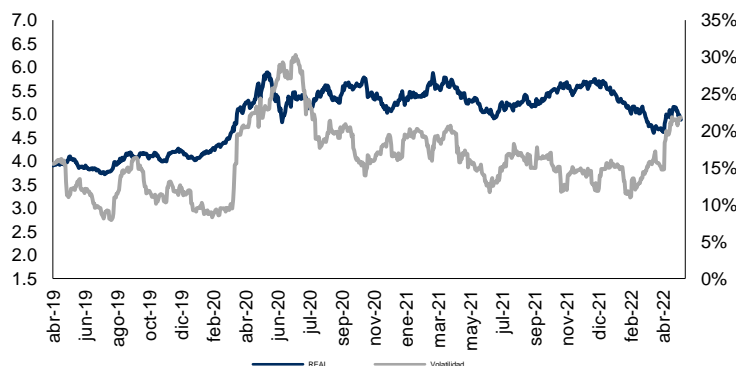
Yen Japonés (¥) Cierre: 127.87 Volat: 10.9%



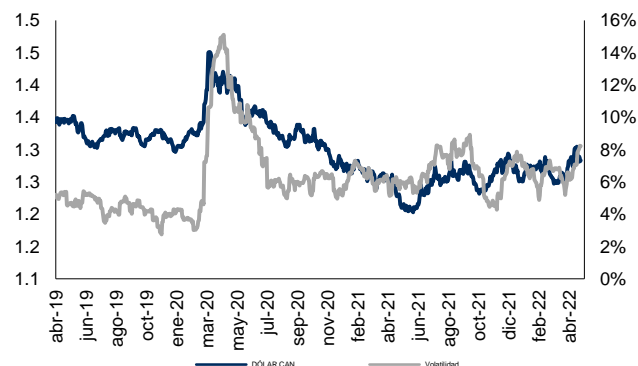
Libra Esterlina (£) Cierre: 0.80 Volat: 12.3%



Real Brasileño Cierre: 4.88 Volat: 21.8%



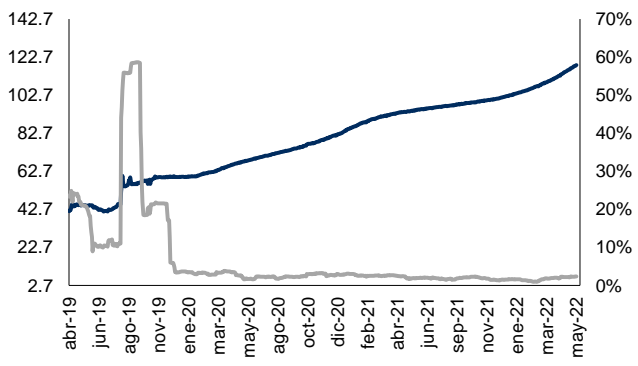
Dólar Canadiense Cierre: 1.28 Volat: 8.2%



Peso Mexicano Cierre: 19.87 Volat: 8.6%



Peso Argentino Cierre: 118.48 Volat: 2.4%



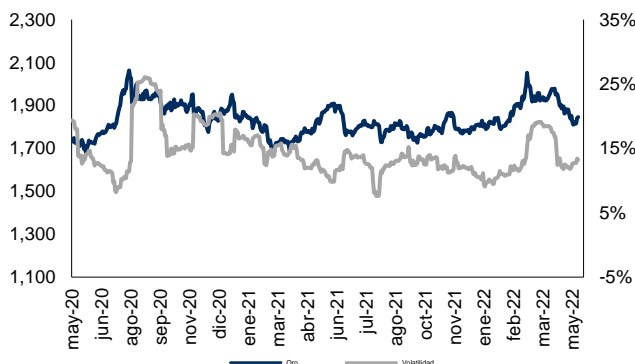
Moneda	Último	7d	30d	Acumulado
Euro	0.95	1.55%	-2.59%	-7.14%
Yen	127.87	1.10%	-0.04%	-10.03%
Libra	0.80	2.02%	-4.34%	-7.64%
Real	4.88	3.73%	-5.28%	14.20%
Dólar Can	1.28	0.64%	-2.59%	-1.43%
Peso Mex	19.87	1.41%	0.78%	3.16%
Peso Arg	118.48	-0.89%	-3.81%	-13.34%

Cifras al 20 de mayo de 2022. Cotizaciones con respecto al USD.

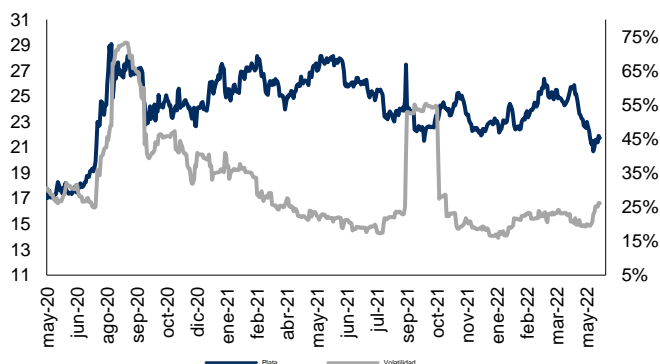


Monitor de Metales y Otros Commodities

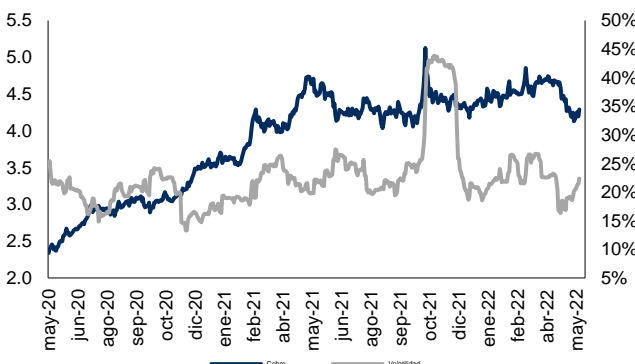
Oro (USD / T. Oz.) Cierre: 1,844.990 Volat: 13.2%



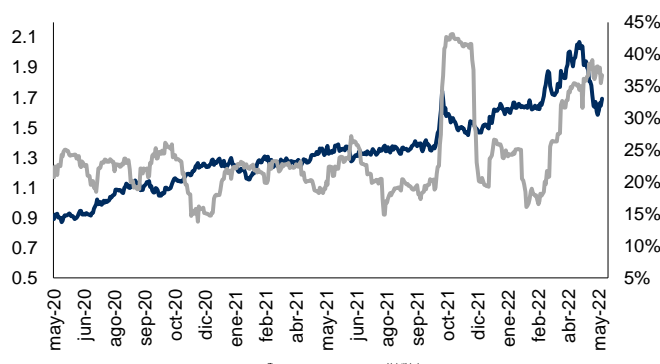
Plata (USD / T. Oz.) Cierre: 21.732 Volat: 26.1%



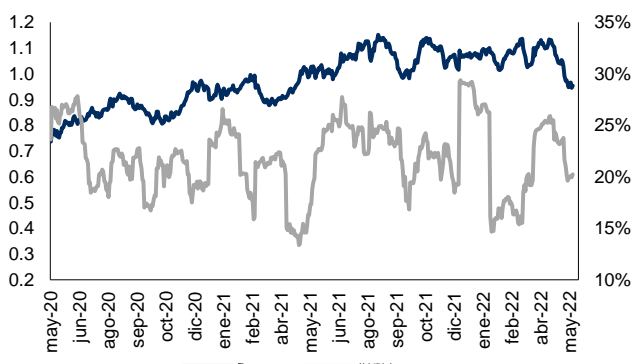
Cobre (USD / libra) Cierre: 4.291 Volat: 22.4%



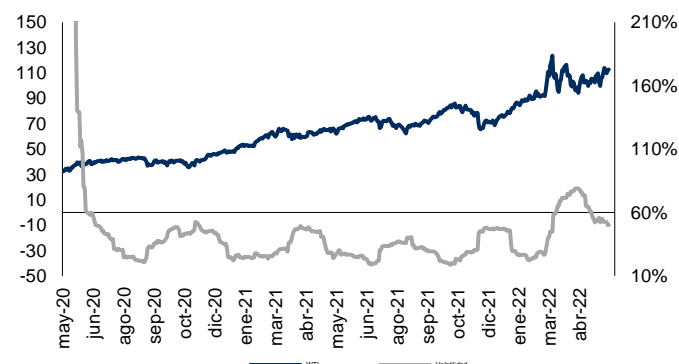
Zinc (USD / libra) Cierre: 1.693 Volat: 36.7%



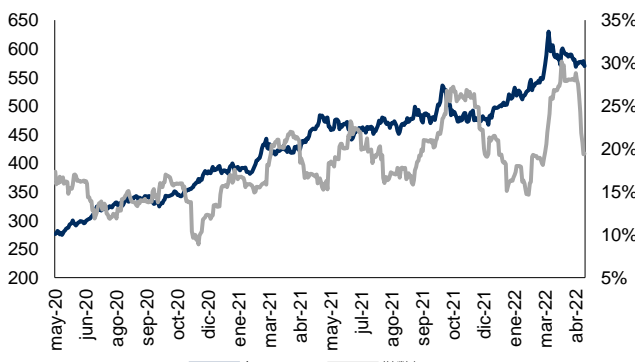
Plomo (US\$ / libra) Cierre: 0.934 Volat: 20.3%



WTI (US\$ / barril) Cierre: 112.680 Volat: 50.0%



Acero (Indice) Cierre: 514.973 Volat: 23.8%



Metal	Ultimo	7d	30d	Acumulado
Oro	1844.99	1.93%	-5.73%	0.87%
Plata	21.73	3.29%	-13.73%	-6.61%
Cobre	4.29	3.92%	-7.99%	-2.71%
Plomo	0.93	-0.96%	-15.93%	-11.53%
Zinc	1.69	5.46%	-18.20%	4.26%
WTI	112.68	1.91%	9.81%	49.48%
Acero	514.97	4.39%	-10.30%	2.77%