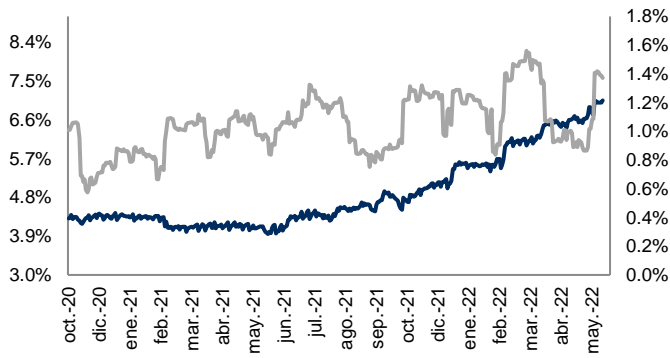


Monitor de Mercados Financieros

ABs y Volatilidad

Cierre: 7.1%

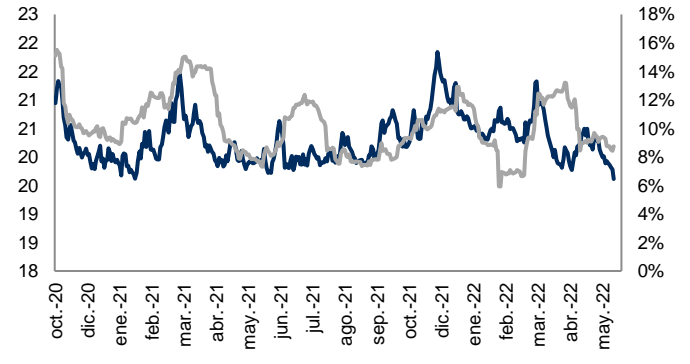
Volat: 1.4%



Tipo Cambio y Volatilidad

Cierre: 19,6140

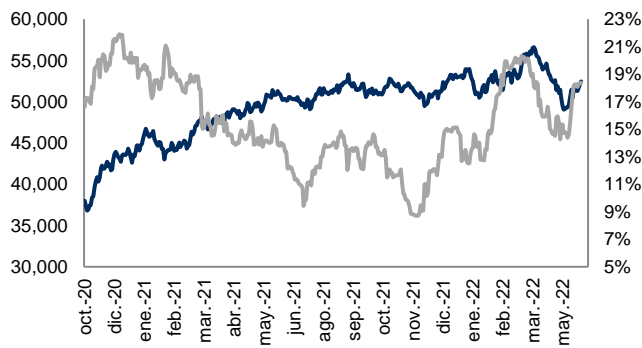
Volat: 8.7%



IPC y Volatilidad

Cierre: 52,463.55

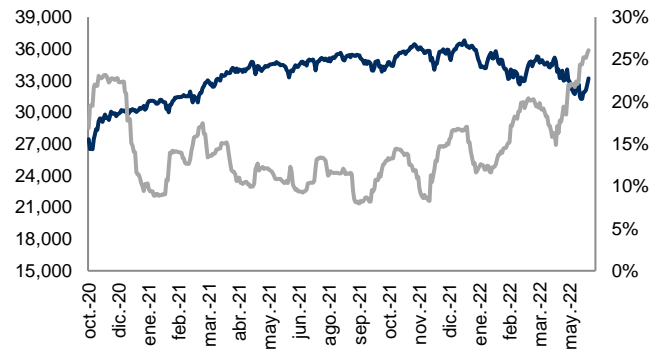
Volat: 18.4%



DJI y Volatilidad

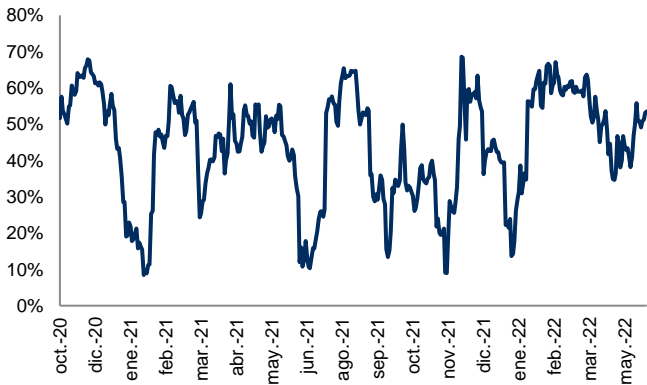
Cierre: 33,212.96

Volat: 26.1%



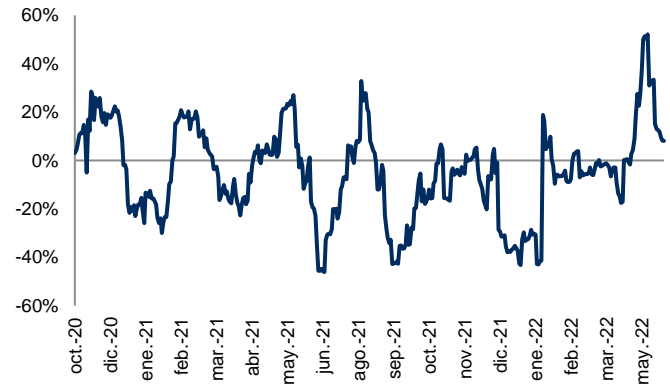
Correlación entre IPC y DJI

Correl: 53.5%



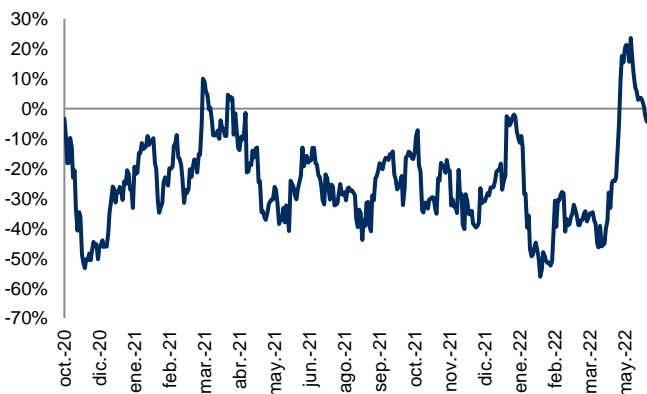
Correlación entre Tipo Cambio y ABs

Correl: 8.1%



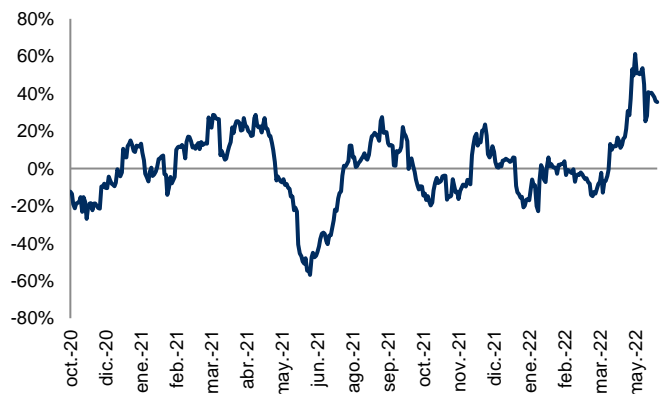
Correlación entre IPC y Tipo Cambio

Correl: -4.4%



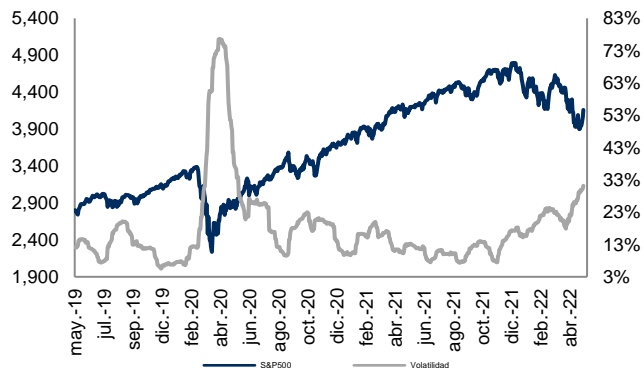
Correlación entre IPC y Abs

Correl: 35.5%

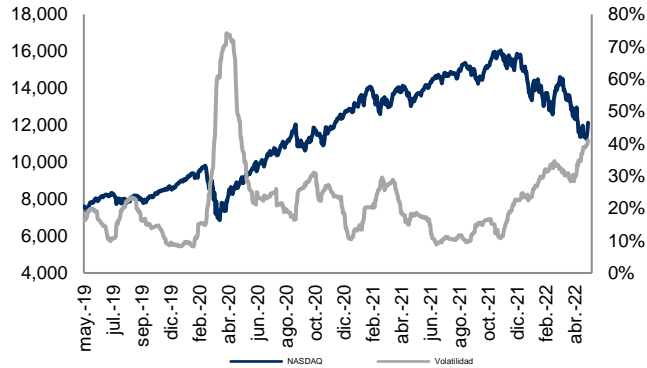


Monitor de Mercados

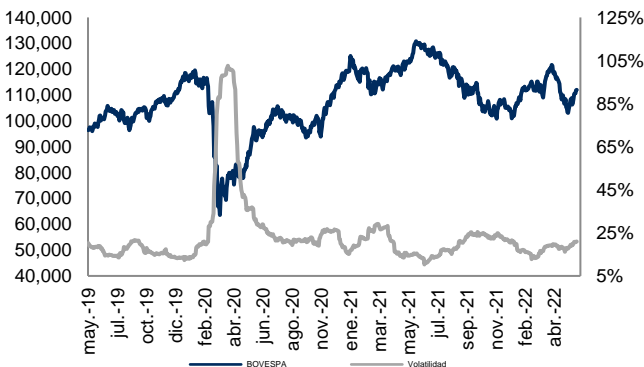
S&P 500 (EUA) Cierre: 4,158.24 Volat: 31.2%



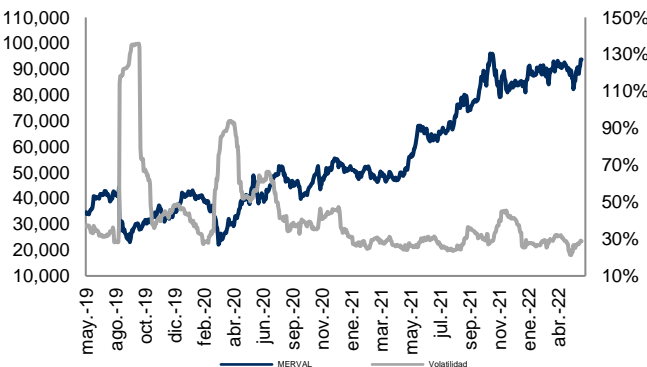
NASDAQ (EUA) Cierre: 12,131.13 Volat: 41.1%



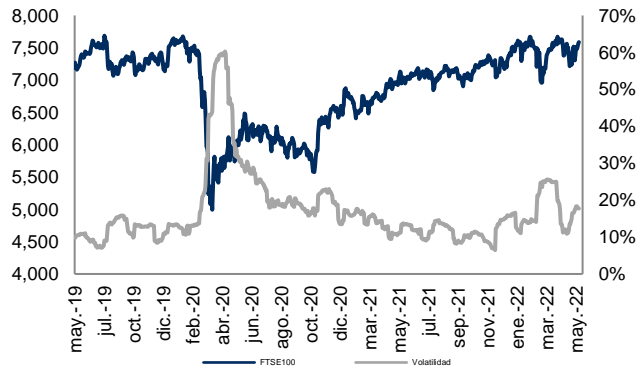
BOVESPA (Sao Paulo) Cierre: 111,941.68 Volat: 20.9%



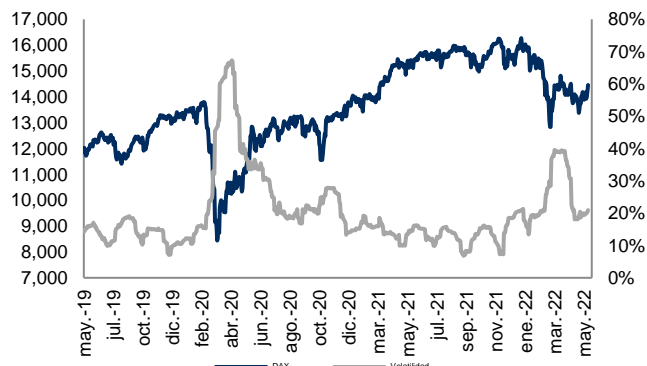
MERVAL (Buenos Aires) Cierre: 93,683.29 Volat: 28.8%



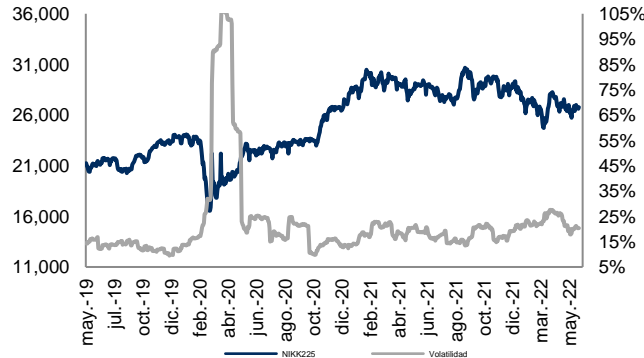
FTSE-100 (Londres) Cierre: 7,585.46 Volat: 17.7%



DAX (Frankfurt) Cierre: 14,462.19 Volat: 20.9%



NIKKEI-225 (Tokio) Cierre: 26,781.68 Volat: 20.3%



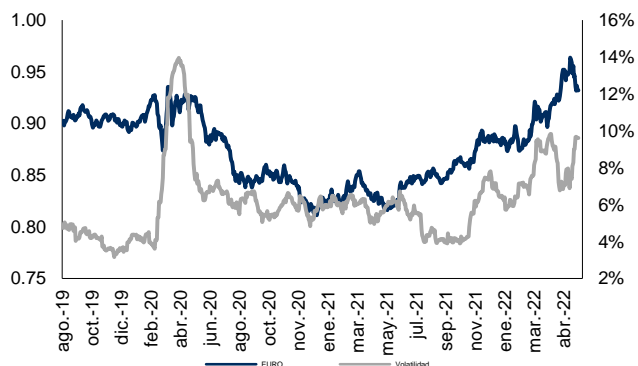
Índice	Rend. 7d	Rend. 30d	Rend. Año
S&P 500	6.58%	-0.61%	-12.76%
NASDAQ	6.84%	-2.86%	-22.46%
BOVESPA	6.33%	7.23%	25.65%
MERVAL	5.36%	0.12%	-3.64%
FTSE100	3.73%	2.88%	-4.12%
DAX	5.02%	6.52%	-14.16%
NIKK225	0.77%	2.52%	-15.80%
IPC	3.32%	4.34%	3.09%
DJI	6.24%	-0.27%	-8.60%
CAC40	5.26%	2.71%	-14.11%
HANGSENG	-0.12%	3.72%	-11.05%
TSE300	3.62%	0.80%	-2.78%
IBEX	6.91%	7.06%	-3.33%

Cifras al 27 de mayo de 2022. Índices en USD.

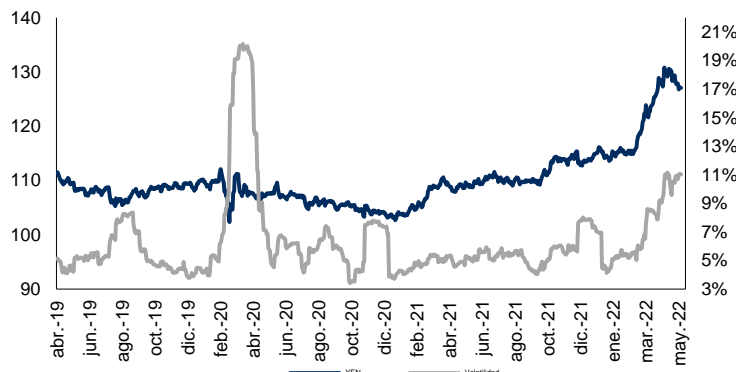


Monitor de Divisas

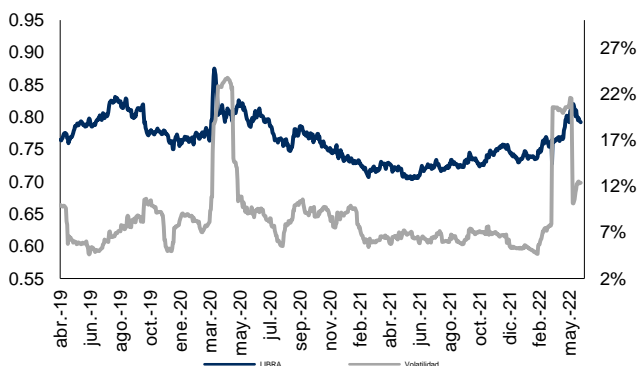
Euro (€) Cierre: 0.93 Volat: 9.6%



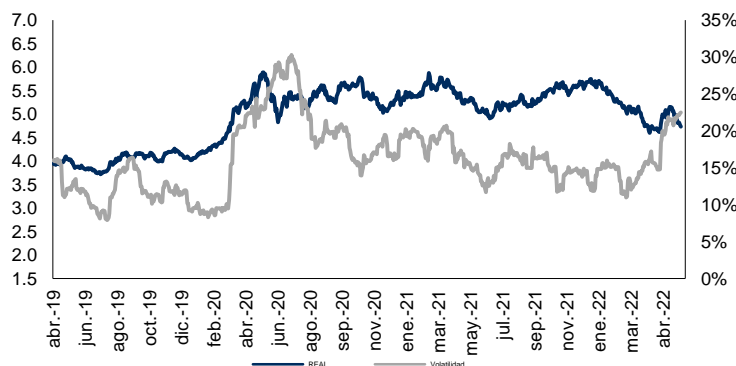
Yen Japonés (¥) Cierre: 127.09 Volat: 11.0%



Libra Esterlina (£) Cierre: 0.79 Volat: 12.4%



Real Brasileño Cierre: 4.73 Volat: 22.5%



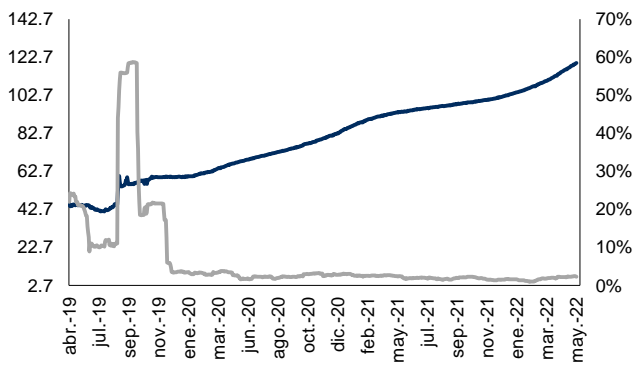
Dólar Canadiense Cierre: 1.27 Volat: 8.2%



Peso Mexicano Cierre: 19.57 Volat: 8.9%



Peso Argentino Cierre: 119.55 Volat: 2.3%



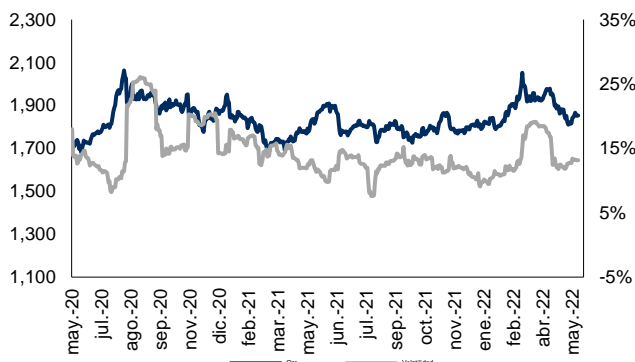
Moneda	Ultimo	7d	30d	Acumulado
Euro	0.93	1.53%	1.60%	-5.71%
Yen	127.09	0.61%	1.01%	-9.48%
Libra	0.79	1.06%	0.71%	-6.66%
Real	4.73	3.03%	4.74%	17.66%
Dólar Can	1.27	0.86%	0.78%	-0.58%
Peso Mex	19.57	1.51%	4.52%	4.72%
Peso Arg	119.55	-0.90%	-3.78%	-14.11%

Cifras al 27 de mayo de 2022. Cotizaciones con respecto al USD.

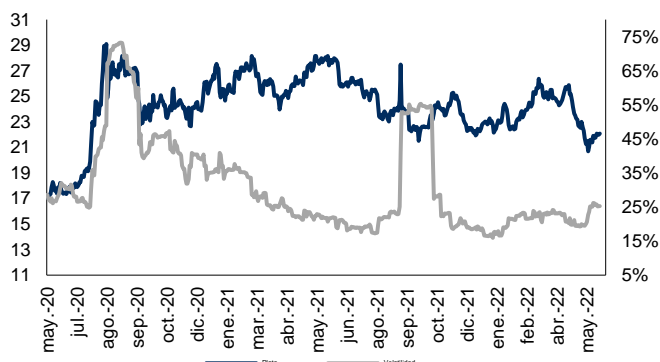


Monitor de Metales y Otros Commodities

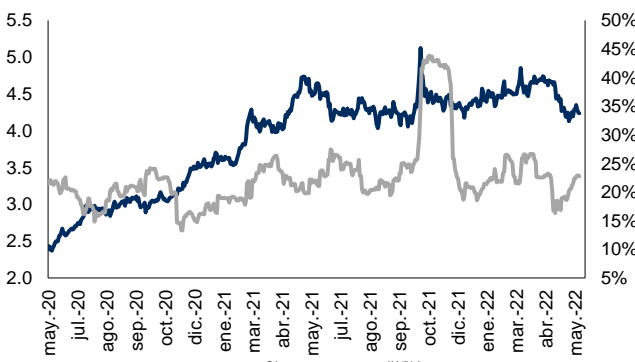
Oro (USD / T. Oz.) Cierre: 1,853.660 Volat: 13.1%



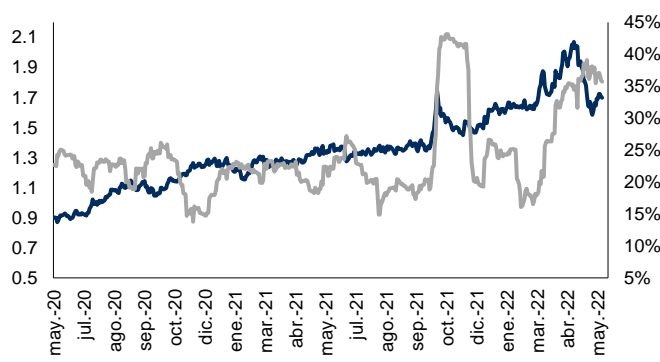
Plata (USD / T. Oz.) Cierre: 22.090 Volat: 25.3%



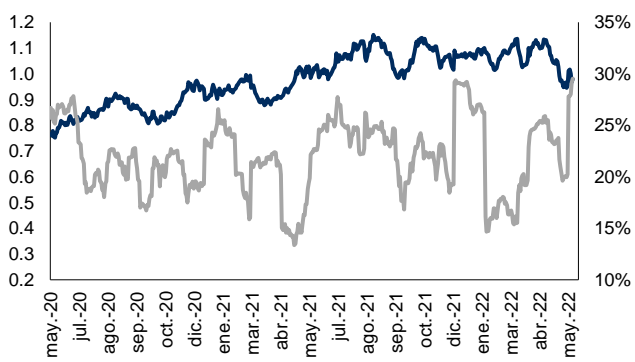
Cobre (USD / libra) Cierre: 4.239 Volat: 22.8%



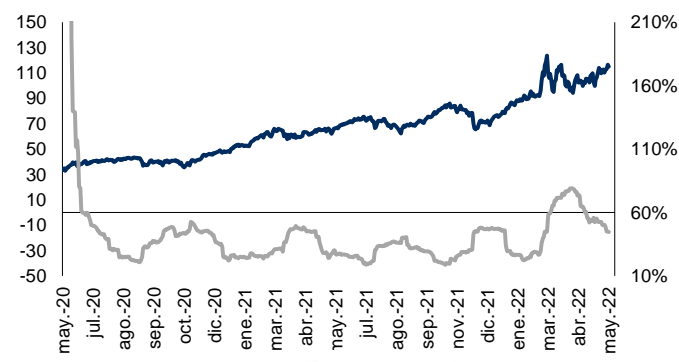
Zinc (USD / libra) Cierre: 1.699 Volat: 35.7%



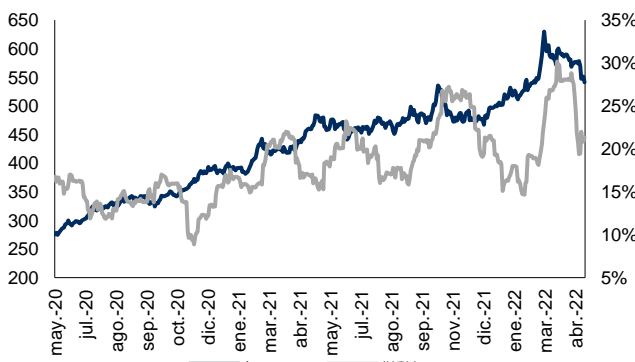
Plomo (US\$ / libra) Cierre: 0.960 Volat: 29.5%



WTI (US\$ / barril) Cierre: 115.010 Volat: 44.6%



Acero (Indice) Cierre: 512.509 Volat: 23.7%



Metal	Ultimo	7d	30d	Acumulado
Oro	1853.66	0.47%	-1.70%	1.34%
Plata	22.09	1.65%	-5.07%	-5.07%
Cobre	4.24	-1.22%	-5.25%	-3.89%
Plomo	0.96	2.77%	-8.70%	-9.08%
Zinc	1.70	0.33%	-11.71%	4.61%
WTI	115.01	2.07%	12.74%	52.57%
Acero	512.51	-0.48%	-7.01%	2.27%