

Indicadores Macro

| Datos Mensuales | dic-21 | ene-22 | feb-22 | mar-22 | abr-22 | may-22 |
|--|-----------|-----------|-----------|-----------|-----------|-----------|
| Indicador Global de la Actividad Económica (crec. anual) | 1.3% | 1.8% | 2.5% | n.d. | n.d. | n.d. |
| Producción Industrial (crec. anual, a.e.) | 2.5% | 4.3% | 2.4% | 2.4% | n.d. | n.d. |
| Ventas al Menudeo (crecimiento anual, a.e.) | 5.2% | 6.8% | 6.3% | n.d. | n.d. | n.d. |
| Tasa de Desocupación Nacional (% , a.e.) | 3.84 | 3.61 | 3.71 | 3.46 | n.d. | n.d. |
| Inflación Mensual (%) | 0.36 | 0.59 | 0.73 | 0.99 | 0.54 | n.d. |
| Inflación Quincenal (%) | 0.10/0.01 | 0.39/0.39 | 0.42/0.42 | 0.48/0.59 | 0.16/0.18 | 0.16/n.d. |
| Inflación Anual (%) | 7.35 | 7.07 | 7.28 | 7.45 | 7.68 | n.d. |
| M1 (crecimiento anual real) | 5.2 | 5.2 | 6.3 | 4.0 | n.d. | n.d. |
| Activos Financieros Internos F (crecimiento anual real) | 3.3 | 1.6 | 2.3 | 2.3 | n.d. | n.d. |
| Crédito Bancario al Sector Privado (crec. anual real) | -3.3 | -2.1 | -2.3 | -0.6 | n.d. | n.d. |
| CETES 28 primaria, promedio | 5.28% | 5.53% | 5.87% | 6.31% | n.d. | n.d. |
| Balanza Comercial (millones de dólares) | 590 | -6,286 | 1,293 | 199 | n.d. | n.d. |
| Tipo de Cambio | | | | | | |
| Interbancario a la Venta (pesos por dólar, cierre) | 20.51 | 20.50 | 20.45 | 20.56 | 20.06 | n.d. |
| Depreciación (+) / Apreciación (-) | | -0.04% | -0.23% | 0.55% | -2.44% | n.d. |
| Índice BMV (IPC, cierre) | 53,272 | 51,331 | 53,401 | 56,537 | 51,418 | n.d. |
| Cambio % respecto al mes anterior | | -3.64% | 4.03% | 5.87% | -9.05% | n.d. |
| Precio de Petróleo (mezcla, dólares por barril, prom.) | 65.92 | 77.76 | 86.45 | 104.61 | 98.00 | n.d. |

| Datos Semanales | dic-21 | 22-abr | 29-abr | 06-may | 13-may | 19-may |
|---|-----------|-----------|-----------|-----------|-----------|--------|
| Base Monetaria (millones de pesos) | 2,440,781 | 2,501,661 | 2,474,416 | 2,467,305 | 2,473,811 | n.d. |
| Activos Internacionales Netos (millones de dólares) | 207,739 | 206,539 | 207,091 | 205,487 | 205,120 | n.d. |
| Reservas Internacionales (millones de dólares) | 202,399 | 199,505 | 199,175 | 198,798 | 198,724 | n.d. |

| Tasas de Interés Moneda Nacional (porcentajes) | dic-21 | 22-abr | 29-abr | 06-may | 13-may | 19-may |
|---|--------|--------|--------|--------|--------|--------|
| CETES Primaria 28 días | 5.49 | 6.50 | 6.68 | 6.85 | 6.97 | 6.93 |
| CETES Secundario 28 días | 5.51 | 6.65 | 6.75 | 6.92 | 6.92 | 6.92 |
| CETES 1 año real (según inflación pronosticada) | 2.93 | 3.29 | 3.12 | 3.42 | 3.40 | 3.74 |
| AB 28 días | 5.65 | 6.73 | 6.75 | 6.91 | 6.92 | 6.92 |
| TIE 28 días | 5.72 | 6.73 | 6.75 | 6.77 | 7.24 | 7.21 |
| Bono 10 años | 7.58 | 8.83 | 9.10 | 9.17 | 8.84 | 8.84 |

| Tasas de Interés Moneda Extranjera (porcentajes) | dic-21 | 22-abr | 29-abr | 06-may | 13-may | 19-may |
|--|--------|--------|--------|--------|--------|--------|
| Prime | 3.25 | 3.50 | 3.50 | 3.50 | 3.50 | 4.00 |
| Libor 3 meses | 0.21 | 1.04 | 1.14 | 1.24 | 1.41 | 1.41 |
| T- Bills 3 meses | 0.05 | 0.76 | 0.82 | 0.83 | 0.92 | 0.94 |
| T- Bond 10 años | 1.53 | 2.84 | 2.98 | 2.84 | 3.01 | 2.91 |
| Bund Alemán 10 años, € | -0.18 | 0.88 | 0.94 | 0.85 | 1.04 | 0.93 |

| Tipos de Cambio | dic-21 | 22-abr | 29-abr | 06-may | 13-may | 19-may |
|------------------------------------|--------|--------|--------|--------|--------|--------|
| Banco de México (FIX) | 20.47 | 19.84 | 20.04 | 20.47 | 20.25 | 20.32 |
| Interbancario Mismo Día a la Venta | 20.49 | 19.79 | 19.98 | 20.38 | 20.01 | 20.24 |
| Yen por dólar | 115.1 | 125.35 | 127.88 | 128.42 | 129.07 | 128.32 |
| Dólar por euro | 1.14 | 1.08 | 1.09 | 1.06 | 1.06 | 1.04 |

| Mercado de Futuros (pesos por dólar) | dic-21 | 22-abr | 29-abr | 06-may | 13-may | 19-may |
|--------------------------------------|--------|--------|--------|--------|--------|--------|
| Junio 2022 | 21.15 | 20.04 | 20.23 | 20.59 | 20.19 | 20.45 |
| Septiembre 2022 | 21.55 | 20.40 | 20.59 | 20.99 | 20.60 | 20.83 |
| Diciembre 2022 | 21.94 | 20.77 | 20.95 | 21.35 | 20.97 | 21.21 |
| Marzo 2023 | 22.28 | 21.12 | 21.30 | 21.70 | 21.32 | 21.57 |
| Junio 2023 | 22.68 | 21.51 | 21.69 | 22.11 | 21.72 | 21.98 |

Deuda Externa Mexicana

| Emisiones de Deuda Pública Externa Mexicana | | | | | | | |
|---|---------|-----------------|--------------------|--------------|---------|-------|-------------|
| Fecha | Emisión | Moneda original | Importe (millones) | Plazo (años) | Vencim. | Cupón | Rendimiento |
| sep-19 | Pemex | US\$ | 3,250 | 10 | 2029 | | 6.85 |
| sep-19 | Pemex | US\$ | 3,000 | 30 | 2049 | | 7.70 |
| ene-20 | Global | US\$ | 1,500 | 10 | 2030 | 3.250 | 3.31 |
| ene-20 | Global | US\$ | 800 | 30 | 2050 | 4.500 | 4.04 |
| ene-20 | Global | € | 1,250 | 10 | 2030 | 1.125 | 1.24 |
| ene-20 | Global | € | 500 | 20 | 2039 | 2.875 | 2.00 |
| ene-20 | Pemex | US\$ | 2,500 | 11 | 2031 | | 5.95 |
| ene-20 | Pemex | US\$ | 2,500 | 40 | 2060 | | 6.95 |
| abr-20 | Global | US\$ | 1,000 | 5 | 2025 | 3.900 | 4.13 |
| abr-20 | Global | US\$ | 2,500 | 12 | 2032 | 4.750 | 5.00 |
| abr-20 | Global | US\$ | 2,500 | 31 | 2051 | 5.000 | 5.50 |
| sep-20 | Global | € | 750 | 7 | 2027 | 1.603 | 1.35 |
| oct-20 | Pemex | US\$ | 1,500 | 5 | 2025 | | 6.95 |
| nov-20 | Global | US\$ | 1,825 | 10 | 2031 | 2.659 | |
| nov-20 | Global | US\$ | | 40 | 2061 | 3.771 | |
| ene-21 | Global | US\$ | 3,300 | 50 | 2071 | 3.750 | 3.75 |
| ene-21 | Global | € | 1,000 | 10 | 2033 | 1.450 | |
| ene-21 | Global | € | 800 | 30 | 2051 | 2.125 | |
| abr-21 | Global | US\$ | 2,500 | 20 | 2041 | 4.280 | |
| dic-21 | Pemex | US\$ | 1,000 | 10 | 2031 | | 6.70 |
| ene-22 | Global | US\$ | 1,600 | 12 | 2034 | 3.500 | |
| ene-22 | Global | US\$ | 1,900 | 30 | 2052 | 4.400 | |
| feb-22 | Global | € | 800 | 8 | 2030 | 2.375 | |

| Mercado Secundario Bonos Globales | | | |
|-----------------------------------|--------|--------|-------|
| | 20-may | 13-may | Var. |
| México rendimiento (%*) | | | |
| UMS 22 | 2.98 | 2.91 | 0.08 |
| UMS 26 | 3.43 | 3.31 | 0.12 |
| UMS 33 | 4.86 | 4.94 | -0.07 |
| UMS 44 | 5.85 | 5.79 | 0.06 |
| Brasil rendimiento (%*) | | | |
| BR GLB 27 | 4.36 | 4.08 | 0.28 |
| BR GLB 34 | 6.34 | 6.24 | 0.10 |
| EE.UU. Rendimiento (%) | | | |
| T. Bond 10a | 2.91 | 3.11 | -0.20 |

TB: Bono del tesoro estadounidense.
 †: Tasa de referencia

UMS: United Mexican States
 CAC: Cláusulas de Acción Colectiva

*Rendimiento a la venta (ask yield)

UMS 2022 (rendimiento %)



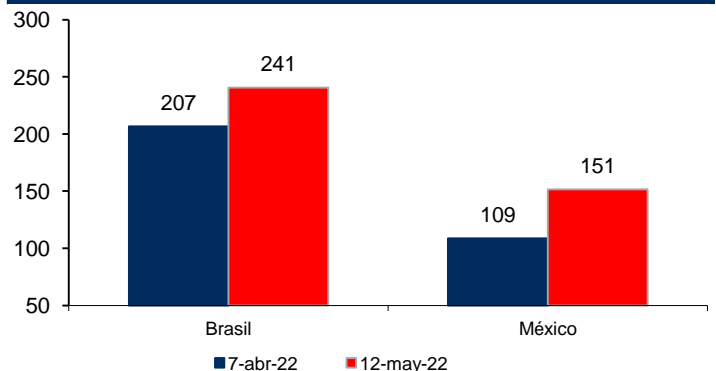
UMS 2026 (rendimiento %)



UMS 2033 (rendimiento %)



Indicadores de Riesgo de Crédito Soberano (CDS)



Indicadores de riesgo país - Credit Default Swaps (CDS) y bonos UMS

Países con calificación BBB+ (Standard & Poor's)

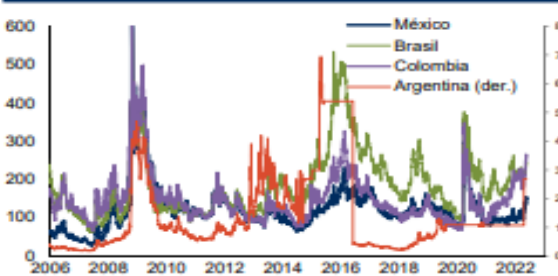


Países con calificación A3 (Moody's)

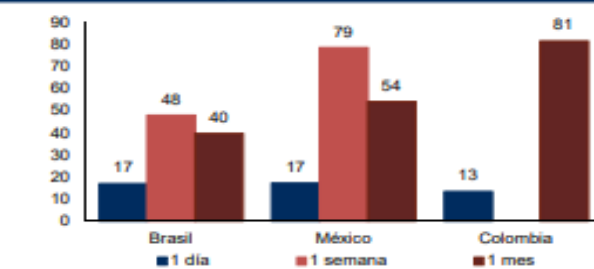
13 de mayo de 2022



América Latina



Diferenciales de CDS en puntos base



CDS México y tasas de CETES



Comparativo Arg-Bra-México en el último mes

| | CDS Var. pb | Tipo de cambio T.C. Apre(-)/deprec(+) | | Bolsa En dólares | |
|-----|----------------|--|-----|---------------------|-------|
| Arg | 0 | 117.3 | 4.1 | 729 | -9.1 |
| Bra | 17 | 5.1 | 9.8 | 20597 | -17.1 |
| Mex | 17 | 20.3 | 2.2 | 2432 | -10.5 |

CDS México y tipo de cambio spot



Curva de rendimientos de UMS

