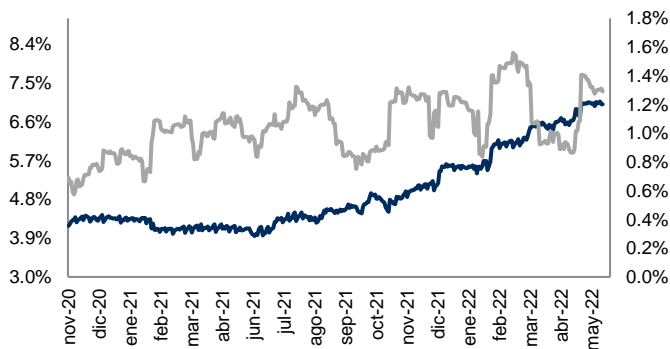


Monitor de Mercados Financieros

ABs y Volatilidad

Cierre: 7.0%

Volat: 1.3%



Tipo Cambio y Volatilidad

Cierre: 19.9720

Volat: 9.1%



IPC y Volatilidad

Cierre: 48,471.52

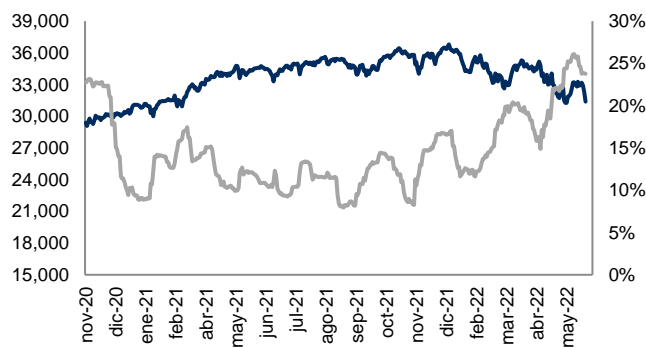
Volat: 17.6%



DJI y Volatilidad

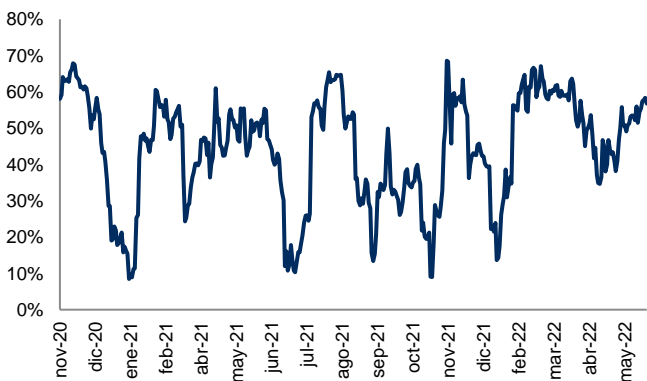
Cierre: 31,392.79

Volat: 23.8%



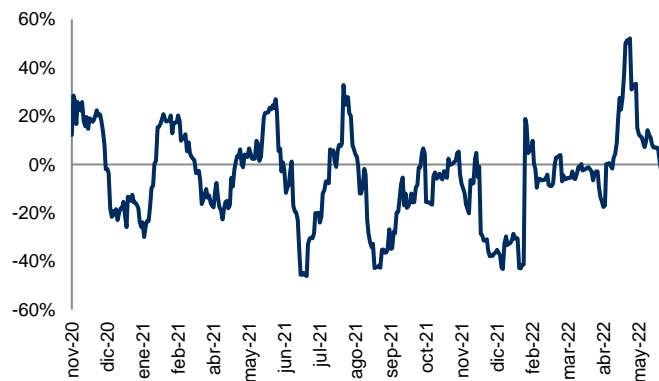
Correlación entre IPC y DJI

Correl: 56.8%



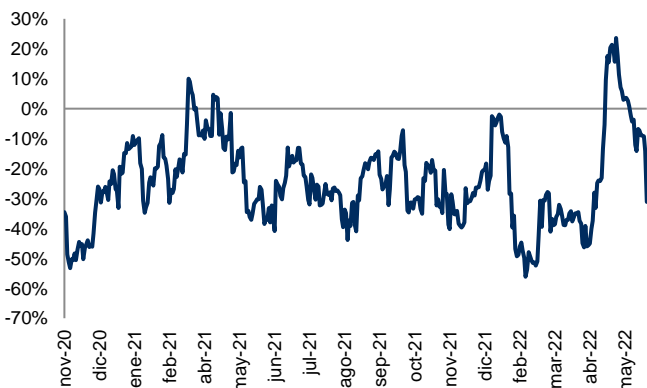
Correlación entre Tipo Cambio y ABs

Correl: -2.3%



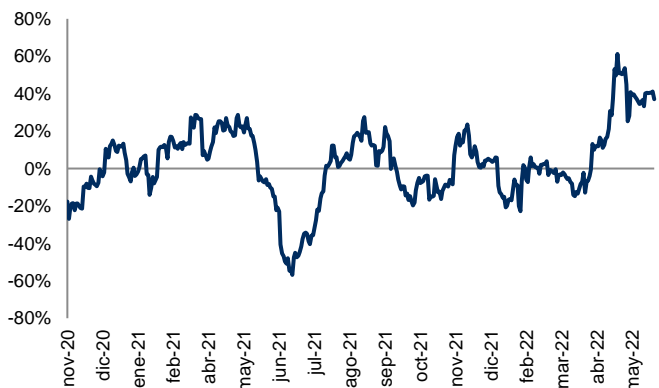
Correlación entre IPC y Tipo Cambio

Correl: -31.2%



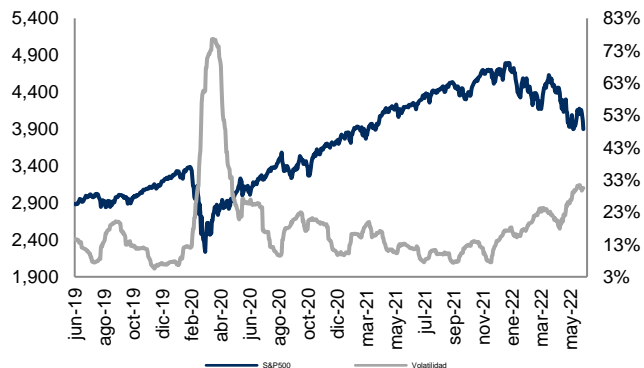
Correlación entre IPC y Abs

Correl: 37.0%

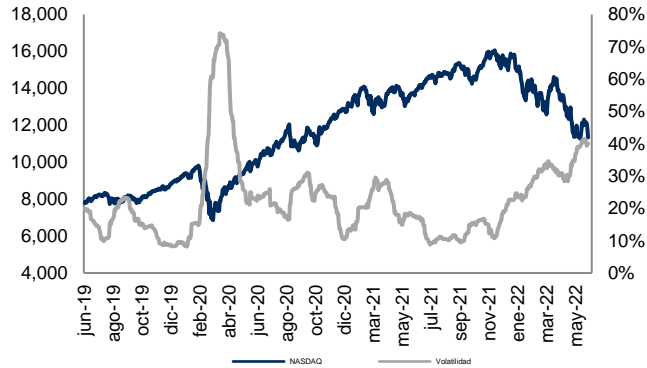


Monitor de Mercados

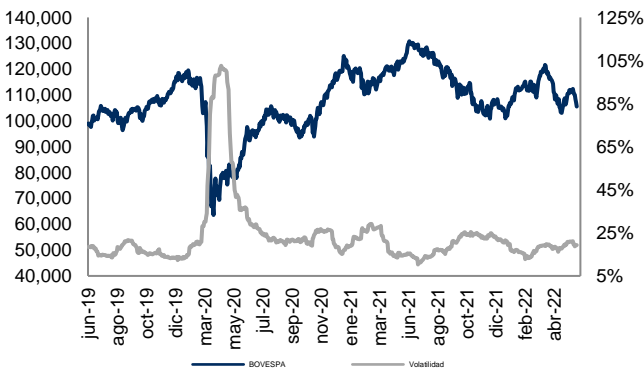
S&P 500 (EUA) Cierre: 3,900.86 Volat: 30.4%



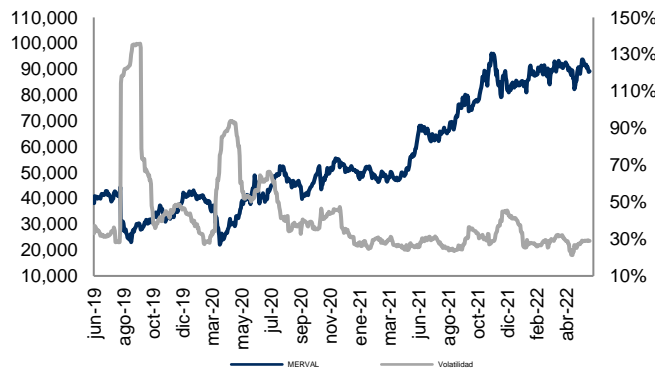
NASDAQ (EUA) Cierre: 11,340.02 Volat: 40.0%



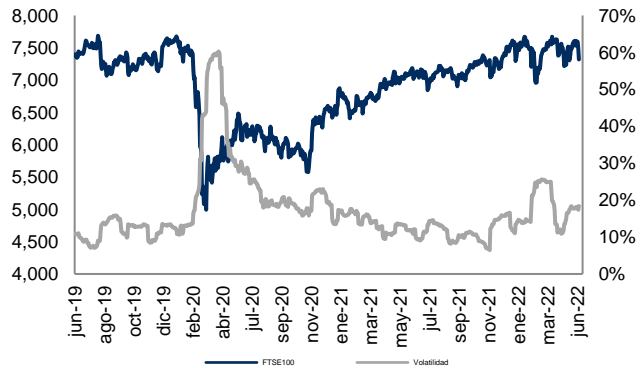
BOVESPA (Sao Paulo) Cierre: 105,481.23 Volat: 19.3%



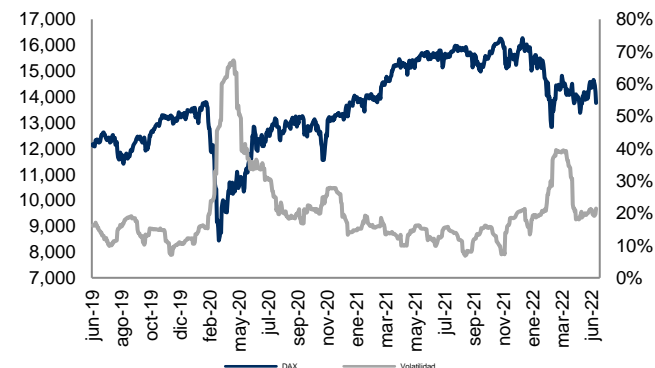
MERVAL (Buenos Aires) Cierre: 89,141.39 Volat: 29.0%



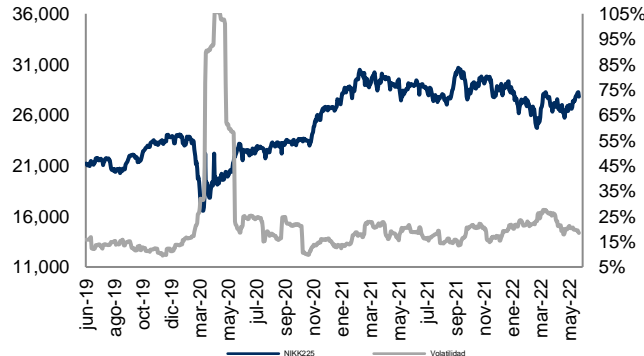
FTSE-100 (Londres) Cierre: 7,317.52 Volat: 18.4%



DAX (Frankfurt) Cierre: 13,761.83 Volat: 21.5%



NIKKEI-225 (Tokio) Cierre: 27,824.29 Volat: 18.4%



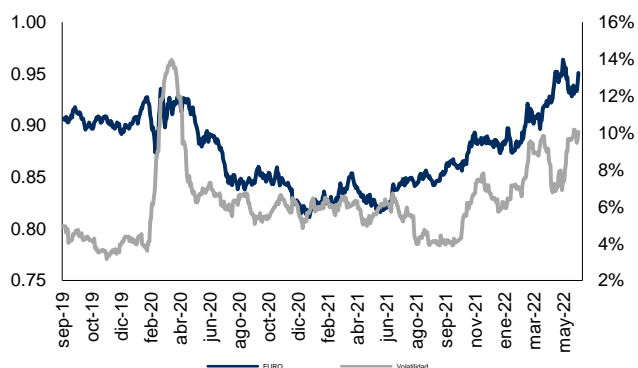
Índice	Rend. 7d	Rend. 30d	Rend. Año
S&P 500	-5.05%	-0.87%	-18.16%
NASDAQ	-5.60%	-0.21%	-27.52%
BOVESPA	-9.08%	4.27%	12.45%
MERVAL	-3.77%	-0.08%	-10.00%
FTSE100	-4.26%	0.18%	-9.84%
DAX	-6.60%	-0.41%	-19.91%
NIKK225	-2.43%	2.70%	-17.26%
IPC	-6.35%	0.16%	-6.58%
DJI	-4.58%	-1.39%	-13.61%
CAC40	-6.38%	-1.24%	-20.04%
HANGSENG	3.37%	10.00%	-6.29%
TSE300	-3.92%	3.93%	-5.45%
IBEX	-5.63%	1.02%	-10.99%

Cifras al 10 de junio de 2022. Índices en USD.

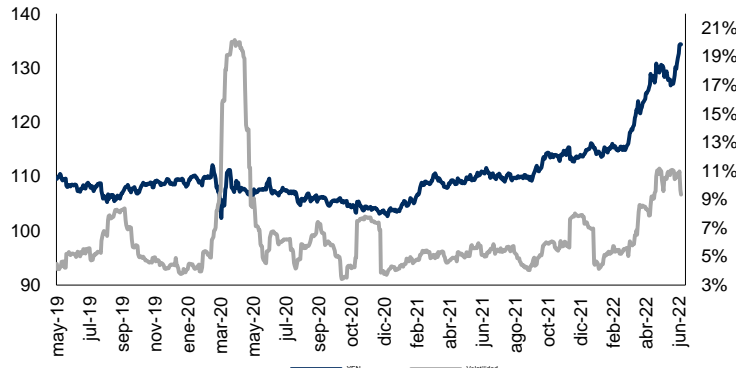


Monitor de Divisas

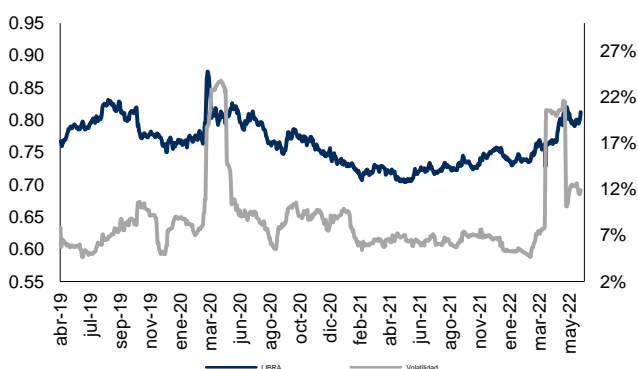
Euro (€) Cierre: 0.95 Volat: 10.0%



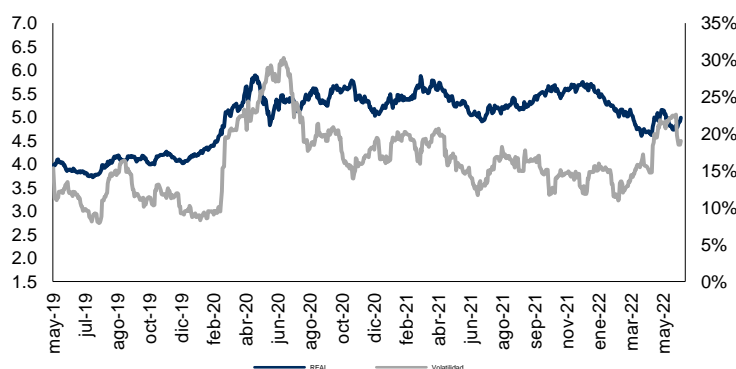
Yen Japonés (¥) Cierre: 134.37 Volat: 9.3%



Libra Esterlina (£) Cierre: 0.81 Volat: 11.9%



Real Brasileño Cierre: 4.98 Volat: 19.0%



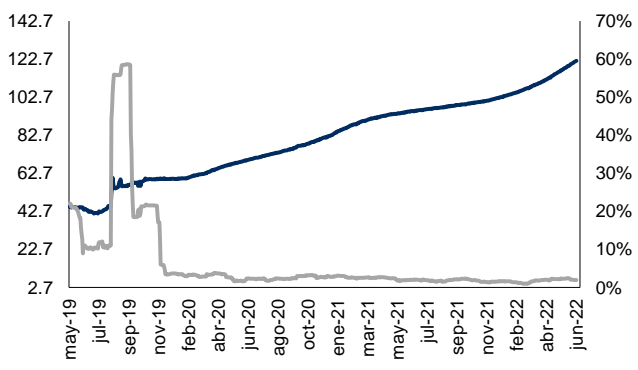
Dólar Canadiense Cierre: 1.28 Volat: 8.0%



Peso Mexicano Cierre: 19.92 Volat: 9.7%



Peso Argentino Cierre: 121.79 Volat: 1.9%



Moneda	Último	7d	30d	Acumulado
Euro	0.95	-1.87%	0.08%	-7.56%
Yen	134.37	-2.65%	-3.24%	-14.39%
Libra	0.81	-1.44%	0.59%	-9.01%
Real	4.98	-4.24%	3.20%	11.75%
Dólar Can	1.28	-1.47%	1.69%	-1.06%
Peso Mex	19.92	-1.69%	1.79%	2.88%
Peso Arg	121.79	-0.93%	-3.87%	-15.69%

Cifras al 10 de junio de 2022. Cotizaciones con respecto al USD.

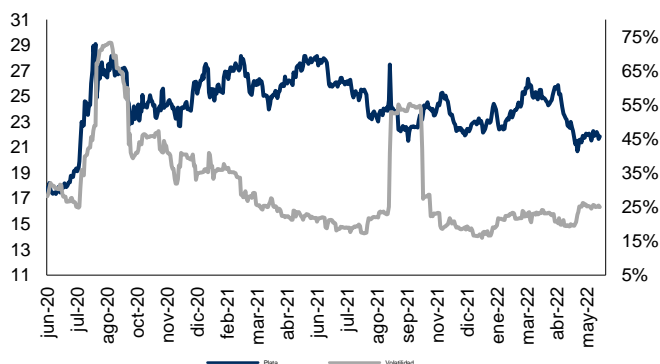


Monitor de Metales y Otros Commodities

Oro (USD / T. Oz.) Cierre: 1,871.058 Volat: 12.9%



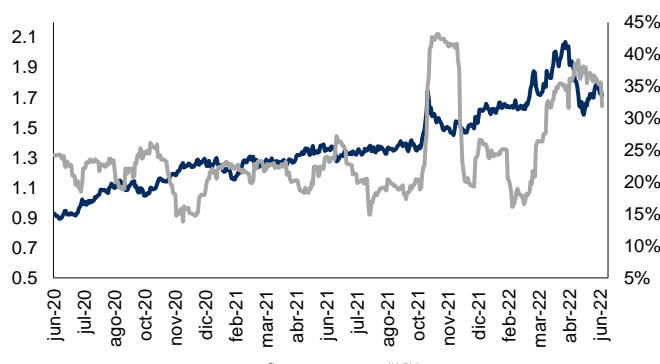
Plata (USD / T. Oz.) Cierre: 21.856 Volat: 25.0%



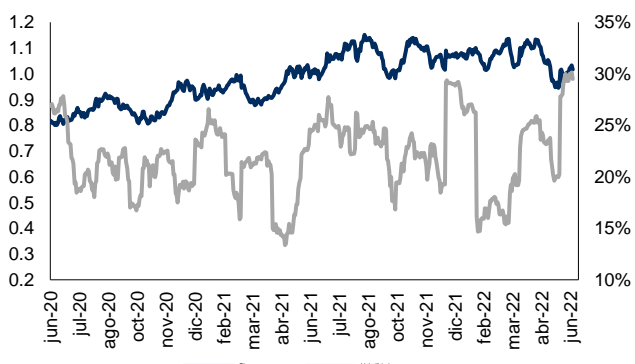
Cobre (USD / libra) Cierre: 4.364 Volat.: 22.3%



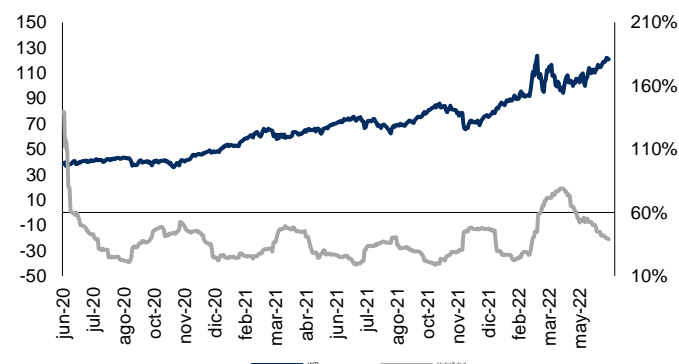
Zinc (USD / libra) Cierre: 1.713 Volat: 31.8%



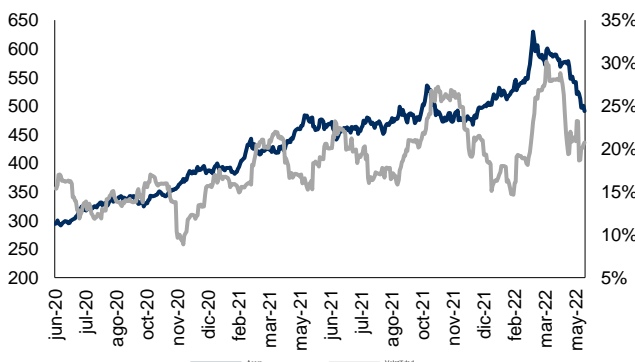
Plomo (US\$ / libra) Cierre: 0.997 Volat: 29.5%



WTI (US\$ / barril) Cierre: 120.780 Volat: 38.9%



Acero (Indice) Cierre: 496.482 Volat: 22.9%



Metal	Ultimo	7d	30d	Acumulado
Oro	1871.06	1.10%	1.06%	2.29%
Plata	21.86	-0.23%	1.56%	-6.08%
Cobre	4.36	1.85%	4.16%	-1.07%
Plomo	1.00	1.07%	4.61%	-5.58%
Zinc	1.71	-4.11%	4.68%	5.51%
WTI	120.78	1.48%	14.43%	60.23%
Acero	496.48	-1.55%	-0.82%	-0.92%