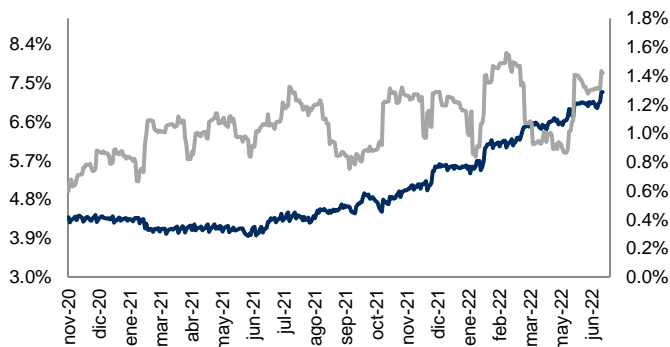


# Monitor de Mercados Financieros

**ABs y Volatilidad**

Cierre: 7.3%

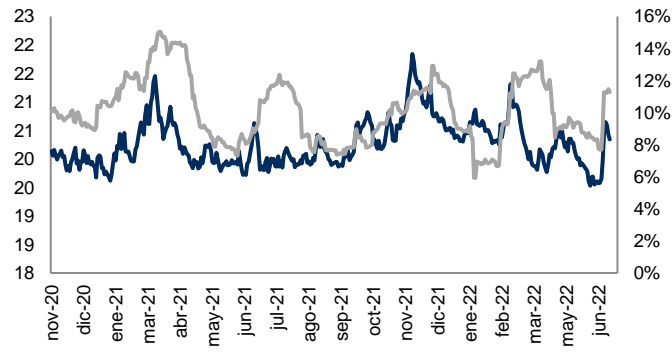
Volat: 1.4%



**Tipo Cambio y Volatilidad**

Cierre: 20.3450

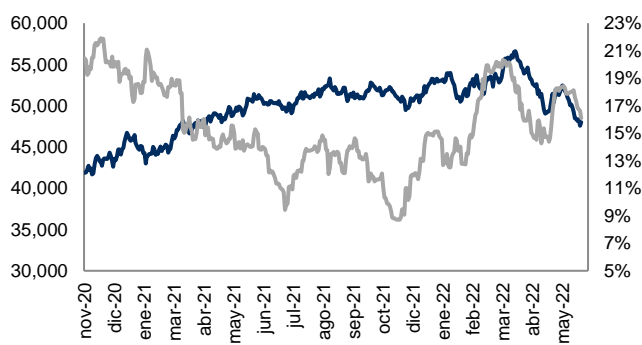
Volat: 11.3%



**IPC y Volatilidad**

Cierre: 48,016.23

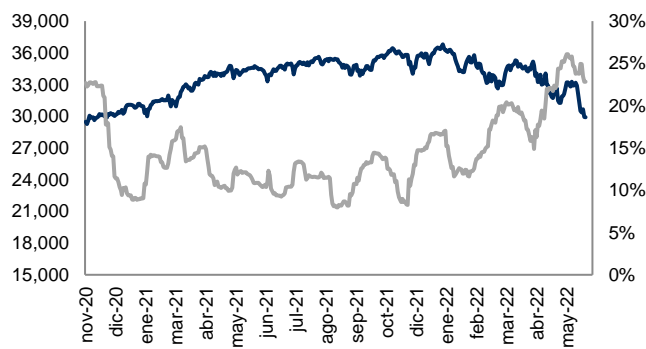
Volat: 16.1%



**DJI y Volatilidad**

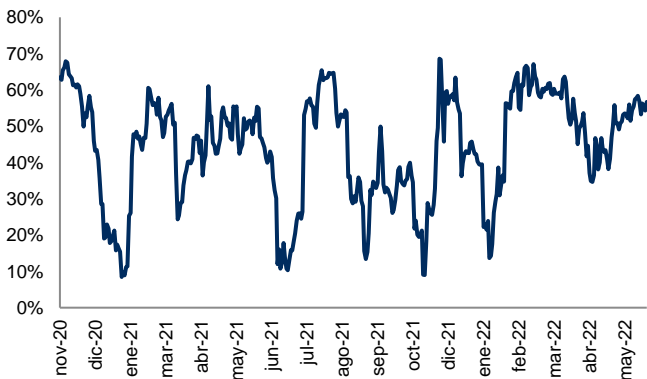
Cierre: 29,888.78

Volat: 22.8%



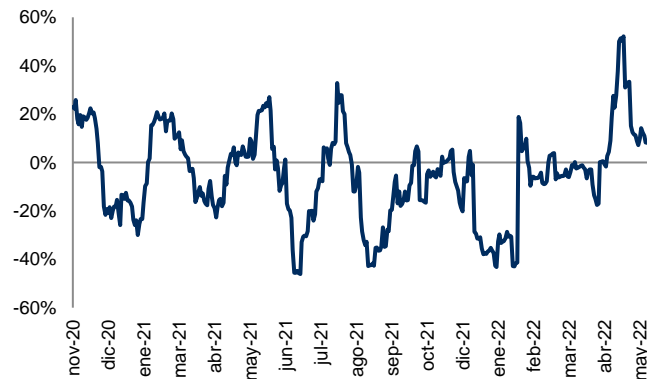
**Correlación entre IPC y DJI**

Correl: 56.7%



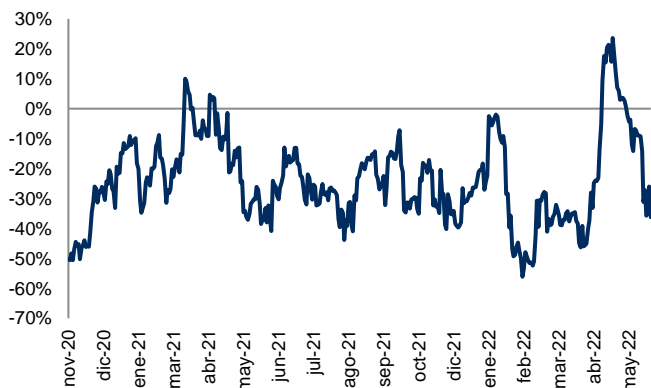
**Correlación entre Tipo Cambio y ABs**

Correl: -17.2%



**Correlación entre IPC y Tipo Cambio**

Correl: -36.2%



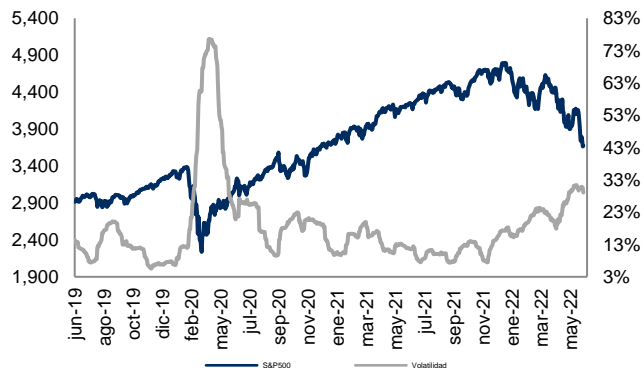
**Correlación entre IPC y Abs**

Correl: 10.5%

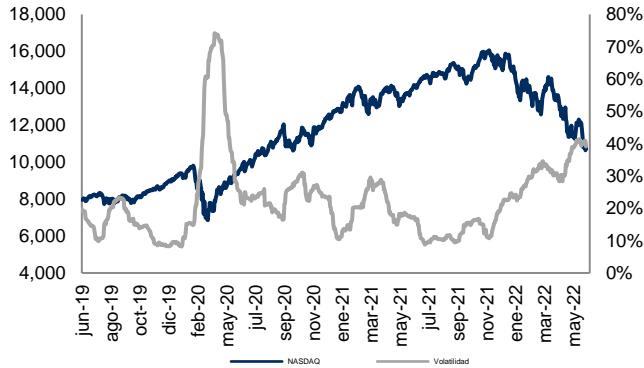


# Monitor de Mercados

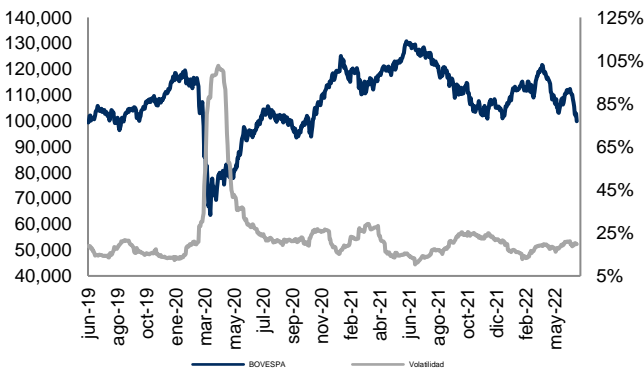
**S&P 500 (EUA)** Cierre: 3,674.84 Volat: 29.1%



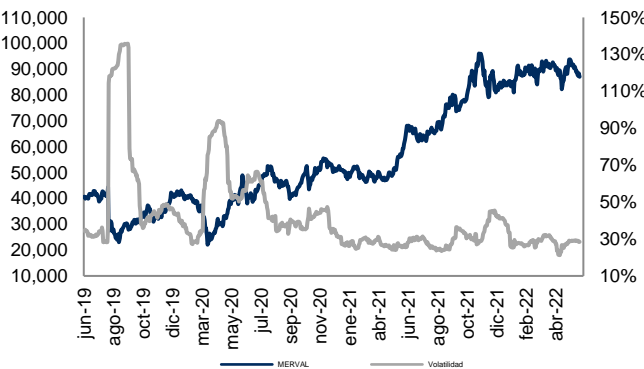
**NASDAQ (EUA)** Cierre: 10,798.35 Volat: 39.1%



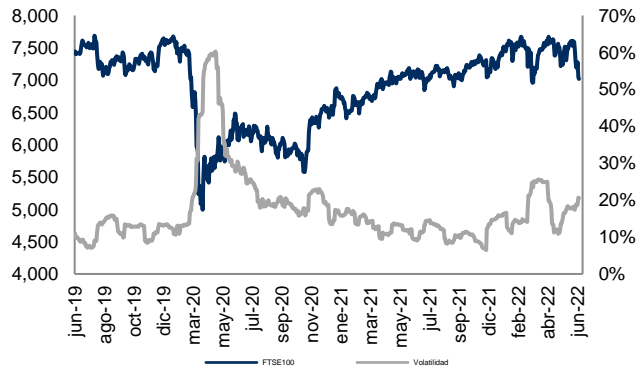
**BOVESPA (Sao Paulo)** Cierre: 99,887.29 Volat: 19.8%



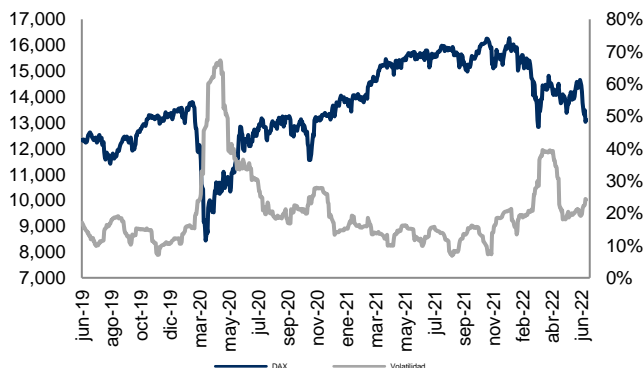
**MERVAL (Buenos Aires)** Cierre: 87,060.90 Volat: 28.4%



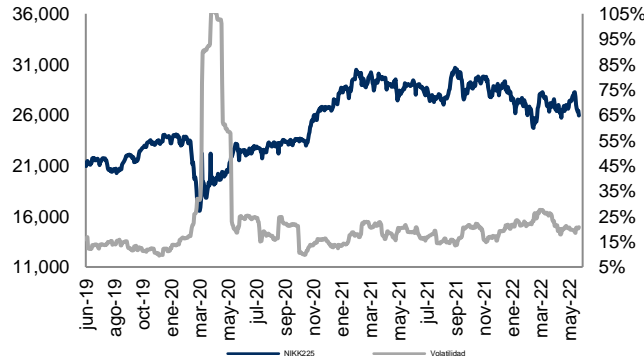
**FTSE-100 (Londres)** Cierre: 7,016.25 Volat: 20.6%



**DAX (Frankfurt)** Cierre: 13,126.26 Volat: 24.2%



**NIKKEI-225 (Tokio)** Cierre: 25,963.00 Volat: 20.7%



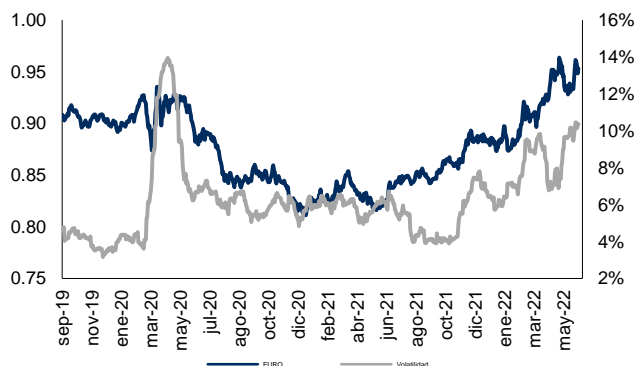
Índice	Rend. 7d	Rend. 30d	Rend. Año
S&P 500	-5.79%	-6.34%	-22.90%
NASDAQ	-4.78%	-5.43%	-30.98%
BOVESPA	-8.27%	-8.94%	3.16%
MERVAL	-3.18%	-7.90%	-12.85%
FTSE100	-4.88%	-6.66%	-14.24%
DAX	-4.85%	-6.04%	-23.80%
NIKK225	-7.11%	-8.36%	-23.15%
IPC	-2.74%	-6.02%	-9.14%
DJI	-4.79%	-5.09%	-17.75%
CAC40	-5.16%	-7.15%	-24.16%
HANGSENG	-3.36%	2.08%	-9.44%
TSE300	-8.39%	-6.83%	-13.39%
IBEX	-3.16%	-3.64%	-13.80%

Cifras al 17 de junio de 2022. Índices en USD.

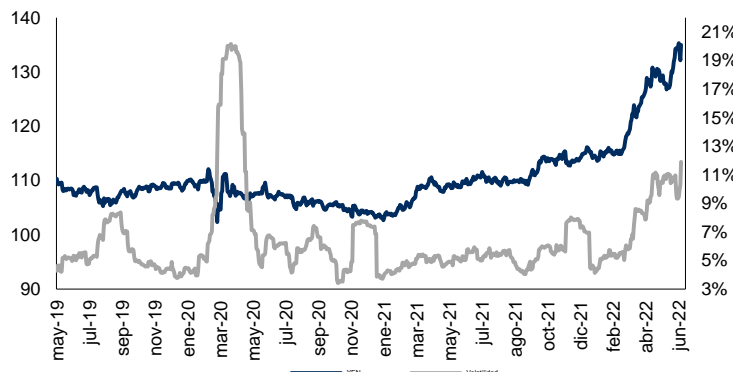


# Monitor de Divisas

**Euro (€)** Cierre: 0.95 Volat: 10.4%



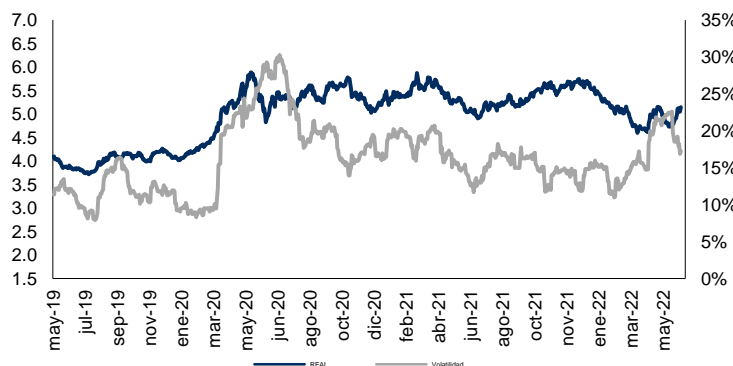
**Yen Japonés (¥)** Cierre: 134.98 Volat: 11.9%



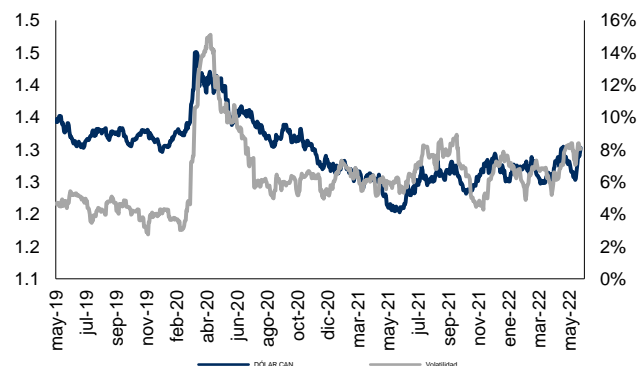
**Libra Esterlina (£)** Cierre: 0.82 Volat: 12.8%



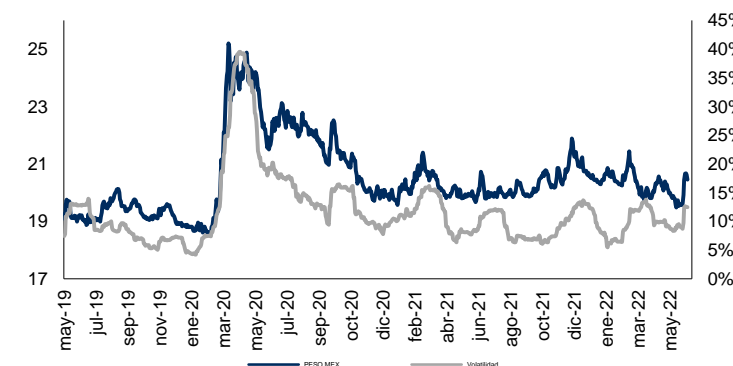
**Real Brasileño** Cierre: 5.15 Volat: 17.3%



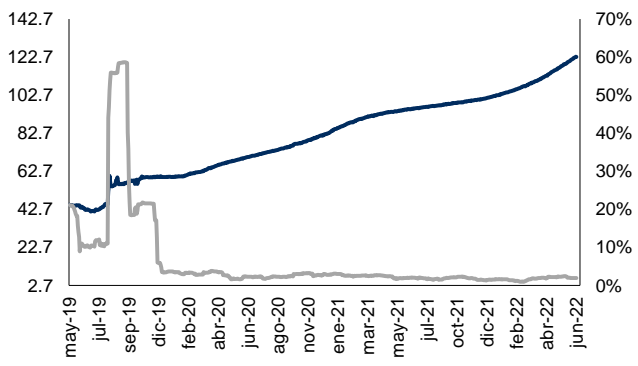
**Dólar Canadiense** Cierre: 1.30 Volat: 8.0%



**Peso Mexicano** Cierre: 20.46 Volat: 12.5%



**Peso Argentino** Cierre: 122.85 Volat: 2.0%

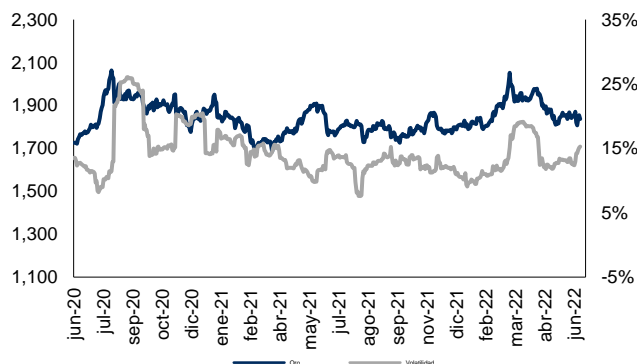


Moneda	Ultimo	7d	30d	Acumulado
<b>Euro</b>	0.95	-0.25%	0.27%	-7.79%
<b>Yen</b>	134.98	-0.45%	-5.01%	-14.77%
<b>Libra</b>	0.82	-0.80%	-1.05%	-9.74%
<b>Real</b>	5.15	-3.13%	-3.14%	8.26%
<b>Dólar Can</b>	1.30	-1.89%	-1.07%	-2.92%
<b>Peso Mex</b>	20.46	-2.63%	-2.25%	0.17%
<b>Peso Arg</b>	122.85	-0.86%	-3.94%	-16.42%

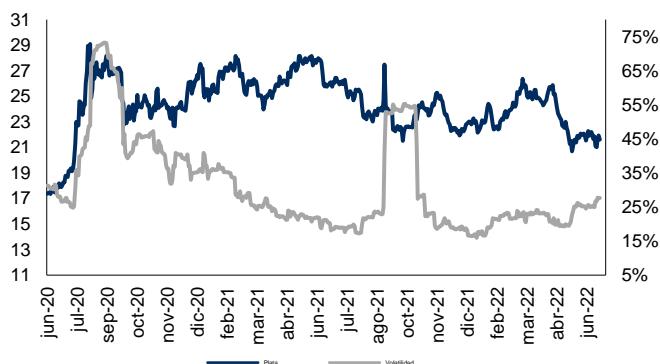
Cifras al 17 de junio de 2022. Cotizaciones con respecto al USD.

# Monitor de Metales y Otros Commodities

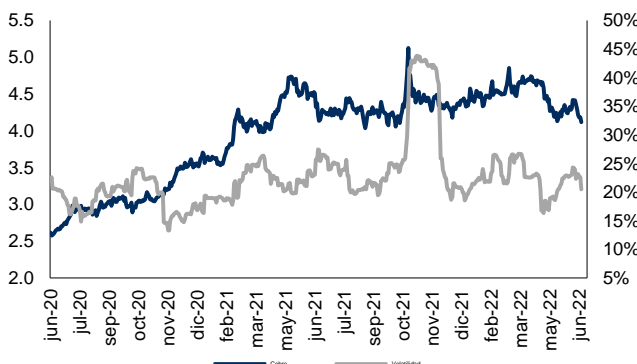
**Oro (USD / T. Oz.)** Cierre: 1,836.790 Volat: 15.3%



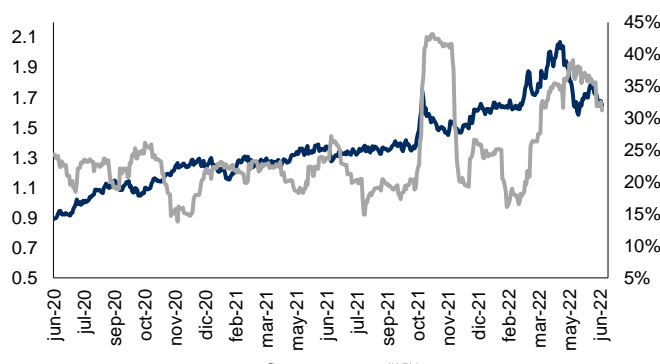
**Plata (USD / T. Oz.)** Cierre: 21.610 Volat: 27.6%



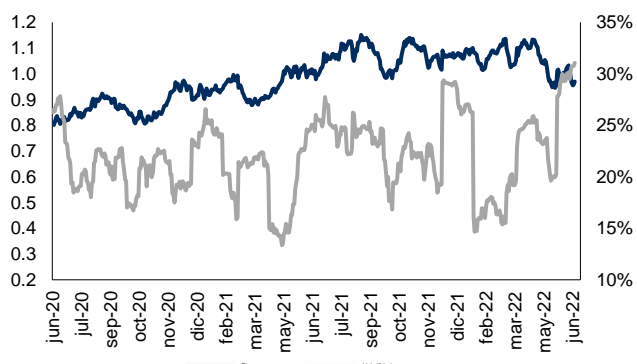
**Cobre (USD / libra)** Cierre: 4.119 Volat: 20.5%



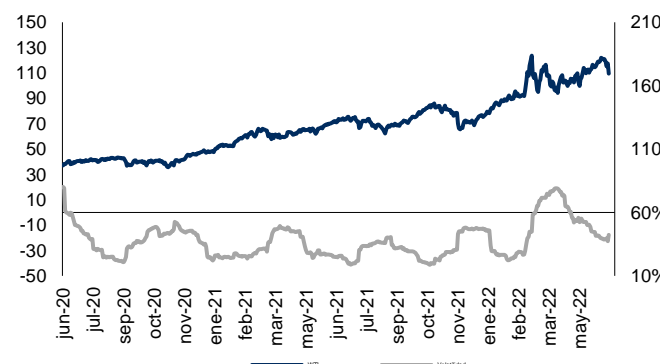
**Zinc (USD / libra)** Cierre: 1.647 Volat: 31.2%



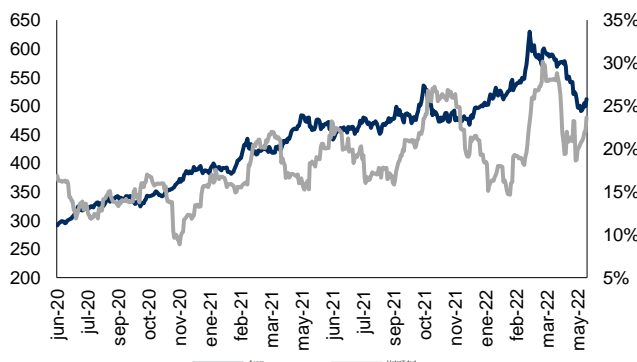
**Plomo (US\$ / libra)** Cierre: 0.949 Volat: 31.1%



**WTI (US\$ / barril)** Cierre: 109.610 Volat: 42.4%



**Acero (Indice)** Cierre: 468.304 Volat: 22.1%



Metal	Ultimo	7d	30d	Acumulado
Oro	1836.79	-1.83%	1.16%	0.42%
Plata	21.61	-1.13%	1.09%	-7.13%
Cobre	4.12	-5.62%	-3.27%	-6.63%
Plomo	0.95	-4.73%	0.36%	-10.05%
Zinc	1.65	-3.89%	-0.95%	1.41%
WTI	109.61	-9.25%	-0.10%	45.41%
Acero	468.30	-5.68%	-6.19%	-6.55%

