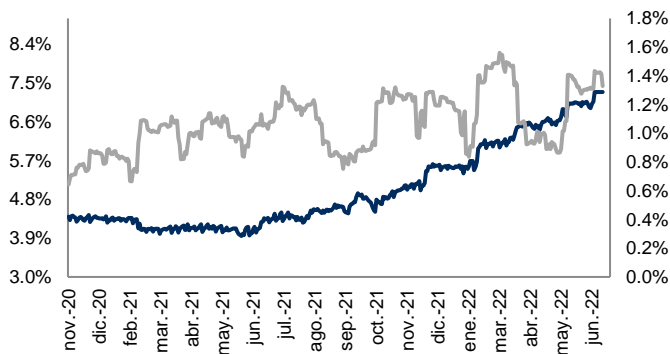


Monitor de Mercados Financieros

ABs y Volatilidad

Cierre: 7.3%

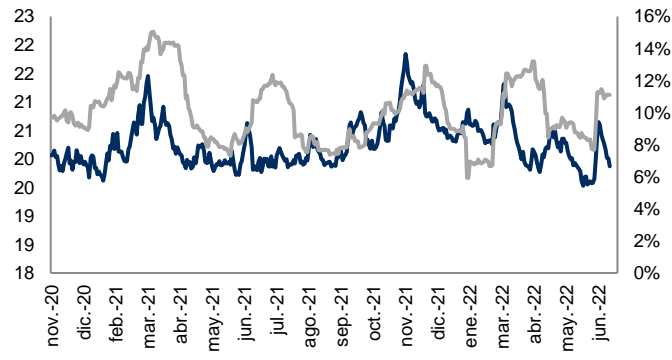
Volat: 1.3%



Tipo Cambio y Volatilidad

Cierre: 19.8740

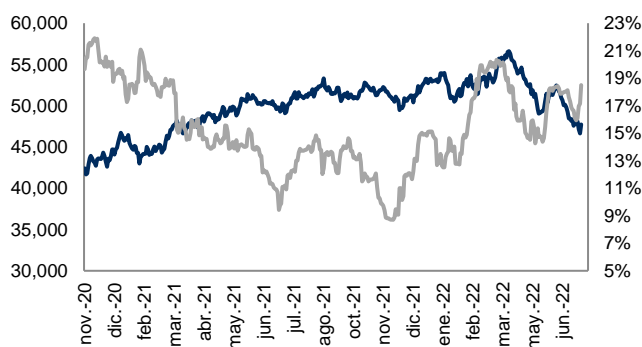
Volat: 11.1%



IPC y Volatilidad

Cierre: 47,741.50

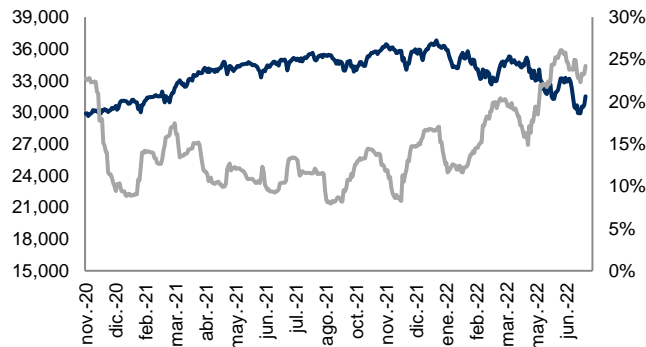
Volat: 18.5%



DJI y Volatilidad

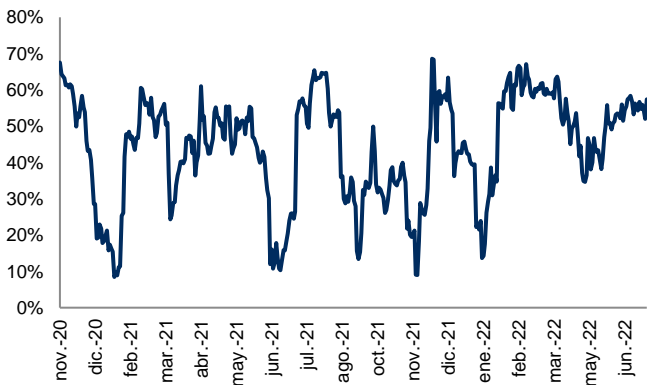
Cierre: 31,500.68

Volat: 24.2%



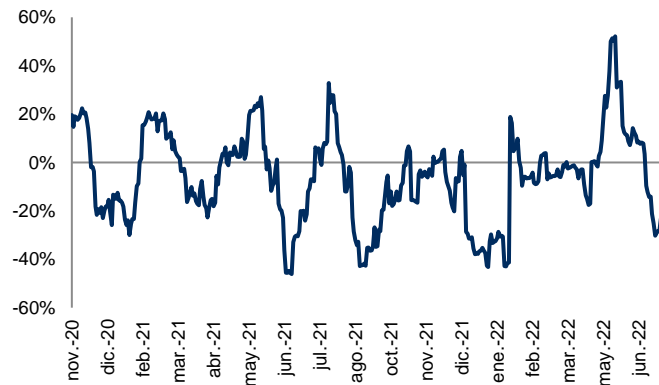
Correlación entre IPC y DJI

Correl: 57.4%



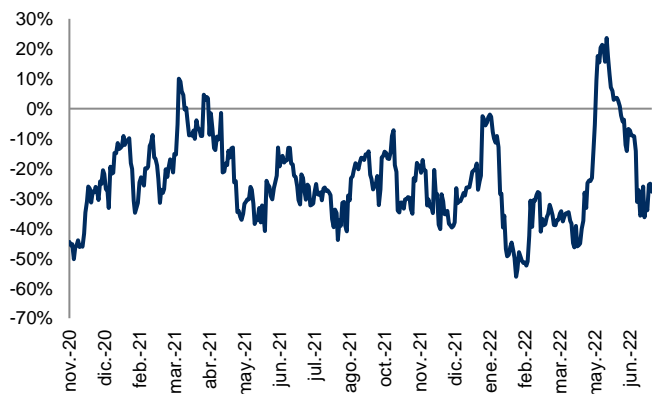
Correlación entre Tipo Cambio y ABs

Correl: -22.9%



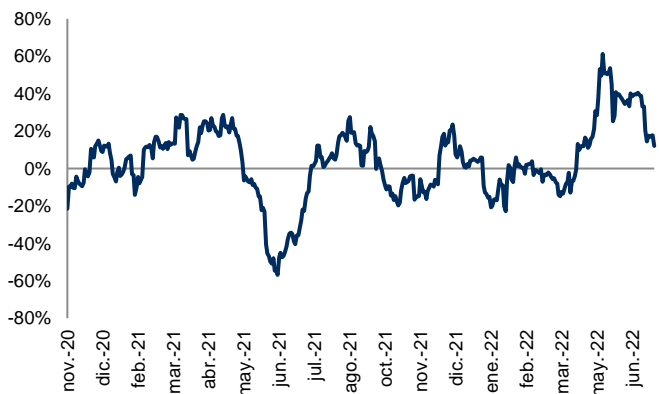
Correlación entre IPC y Tipo Cambio

Correl: -27.8%



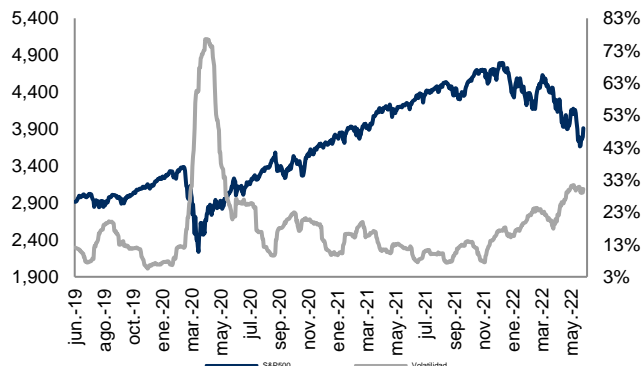
Correlación entre IPC y Abs

Correl: 12.0%

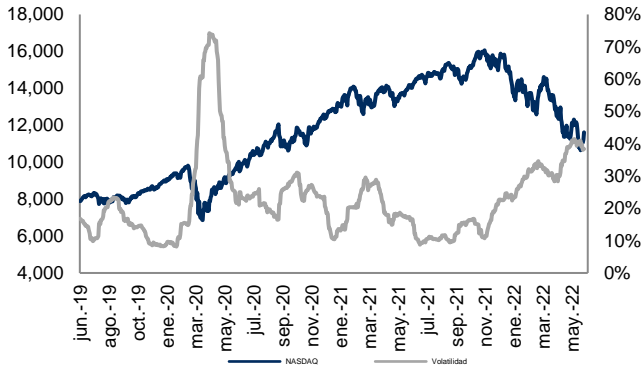


Monitor de Mercados

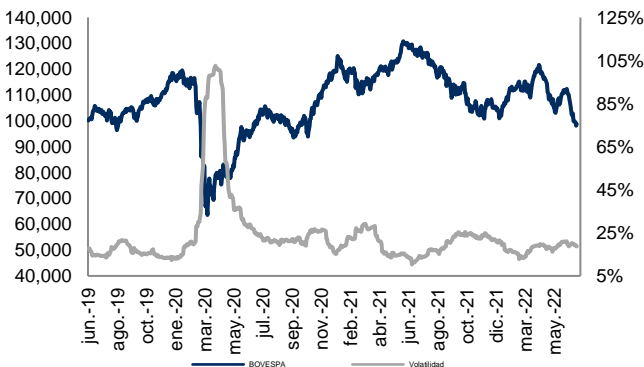
S&P 500 (EUA) Cierre: 3,911.74 Volat: 30.2%



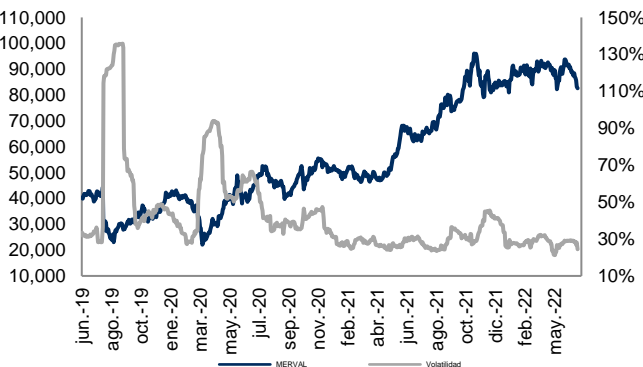
NASDAQ (EUA) Cierre: 11,607.62 Volat: 38.4%



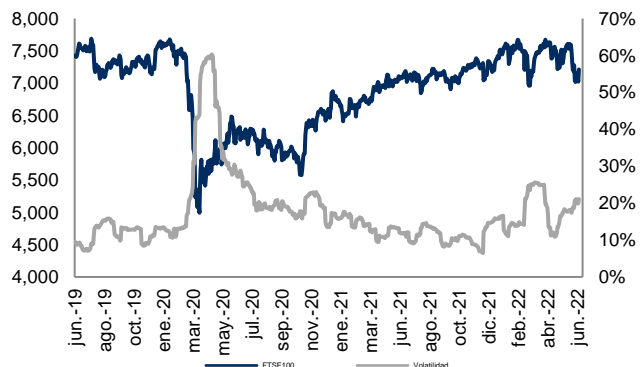
BOVESPA (Sao Paulo) Cierre: 98,677.72 Volat: 18.8%



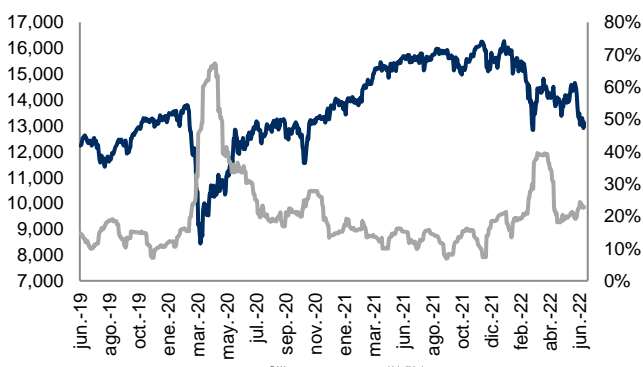
MERVAL (Buenos Aires) Cierre: 82,605.64 Volat: 24.4%



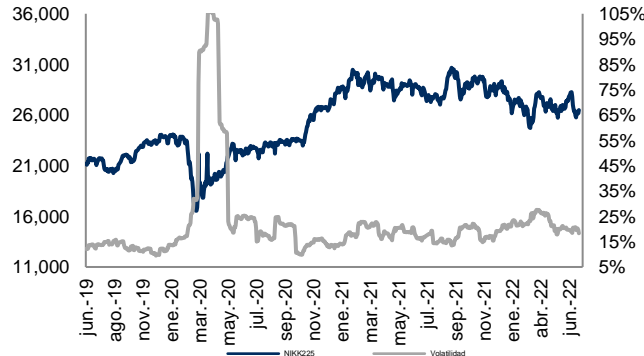
FTSE-100 (Londres) Cierre: 7,208.81 Volat: 21.1%



DAX (Frankfurt) Cierre: 13,118.13 Volat: 22.7%



NIKKEI-225 (Tokio) Cierre: 26,491.97 Volat: 18.4%



Índice	Rend. 7d	Rend. 30d	Rend. Año
S&P 500	6.45%	-1.68%	-17.93%
NASDAQ	7.49%	1.51%	-25.81%
BOVESPA	-3.21%	-18.07%	-0.16%
MERVAL	-6.18%	-13.28%	-18.24%
FTSE100	3.28%	-6.49%	-11.42%
DAX	0.49%	-7.48%	-23.43%
NIKK225	1.85%	-6.54%	-21.73%
IPC	1.80%	-7.78%	-7.50%
DJI	5.39%	-1.93%	-13.31%
CAC40	3.81%	-4.05%	-21.27%
HANGSENG	3.07%	7.69%	-6.65%
TSE300	1.74%	-7.03%	-11.88%
IBEX	1.76%	-7.03%	-12.28%

Cifras al 24 de junio de 2022. Índices en USD.

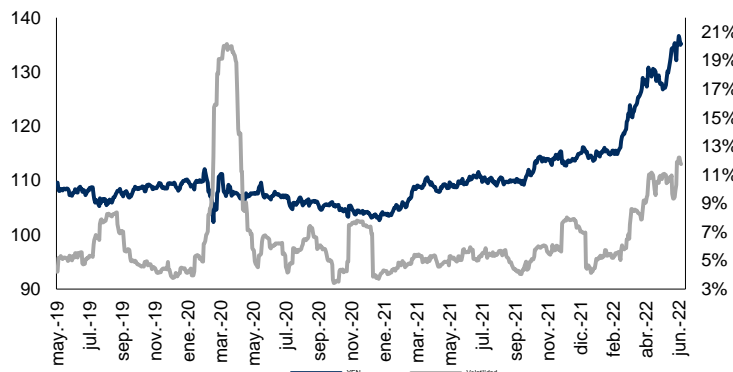


Monitor de Divisas

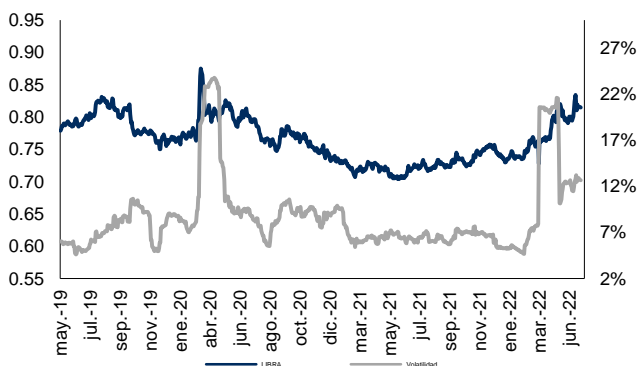
Euro (€) Cierre: 0.95 Volat: 9.8%



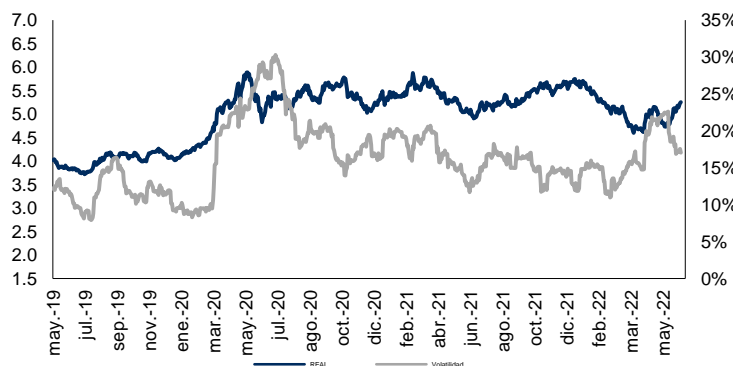
Yen Japonés (¥) Cierre: 135.23 Volat: 11.7%



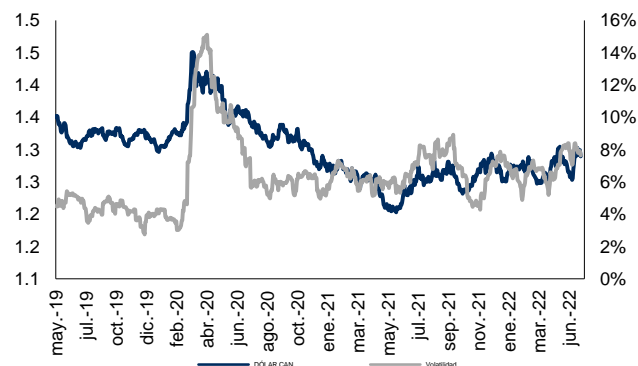
Libra Esterlina (£) Cierre: 0.81 Volat: 12.6%



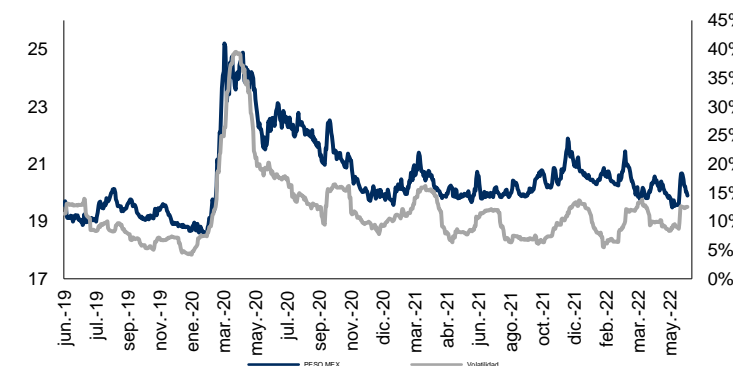
Real Brasileño Cierre: 5.25 Volat: 17.0%



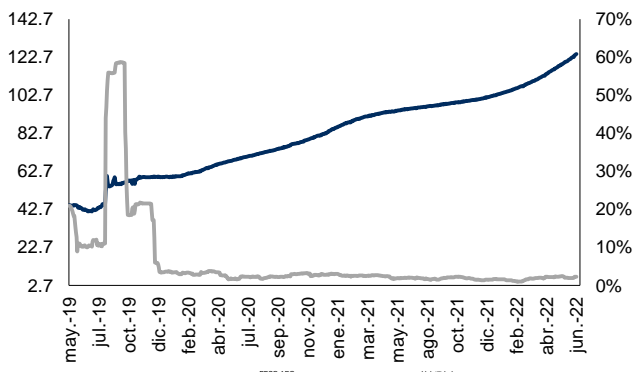
Dólar Canadiense Cierre: 1.29 Volat: 7.6%



Peso Mexicano Cierre: 19.90 Volat: 12.5%



Peso Argentino Cierre: 124.24 Volat: 2.2%

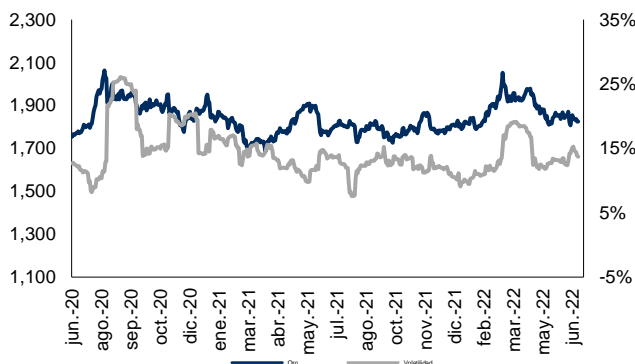


Moneda	Ultimo	7d	30d	Acumulado
Euro	0.95	0.55%	-1.21%	-7.28%
Yen	135.23	-0.18%	-5.89%	-14.93%
Libra	0.81	0.52%	-2.42%	-9.26%
Real	5.25	-2.03%	-8.19%	6.06%
Dólar Can	1.29	1.03%	-0.59%	-1.92%
Peso Mex	19.90	2.83%	-0.33%	3.00%
Peso Arg	124.24	-1.12%	-4.18%	-17.35%

Cifras al 24 de junio de 2022. Cotizaciones con respecto al USD.

Monitor de Metales y Otros Commodities

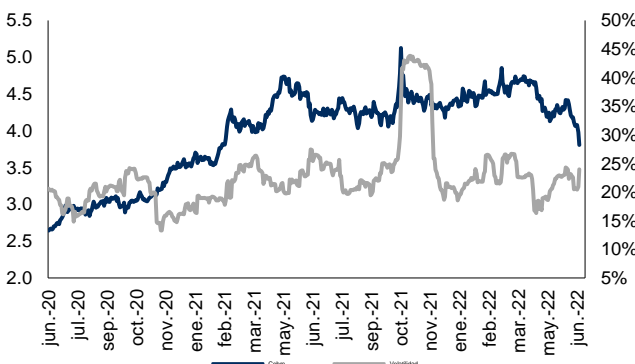
Oro (USD / T. Oz.) Cierre: 1,825.553 Volat: 13.7%



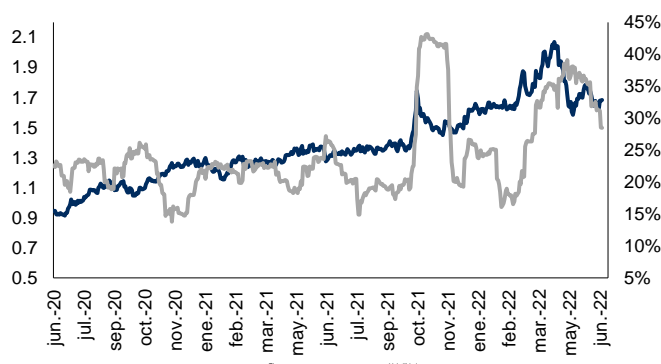
Plata (USD / T. Oz.) Cierre: 21.120 Volat: 23.8%



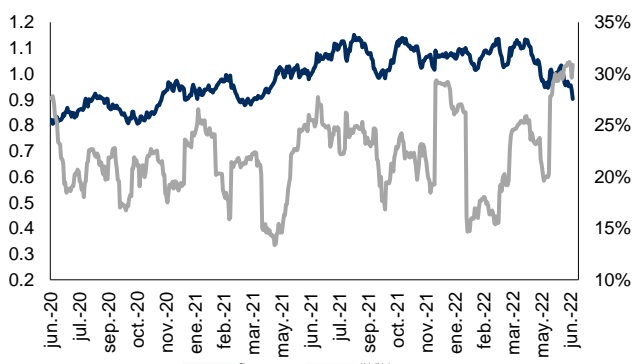
Cobre (USD / libra) Cierre: 3.809 Volat: 24.0%



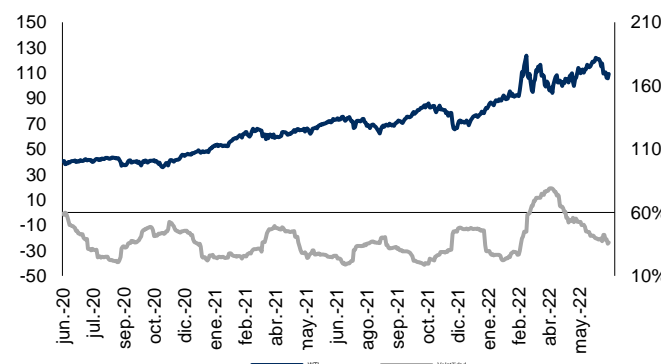
Zinc (USD / libra) Cierre: 1.683 Volat: 28.5%



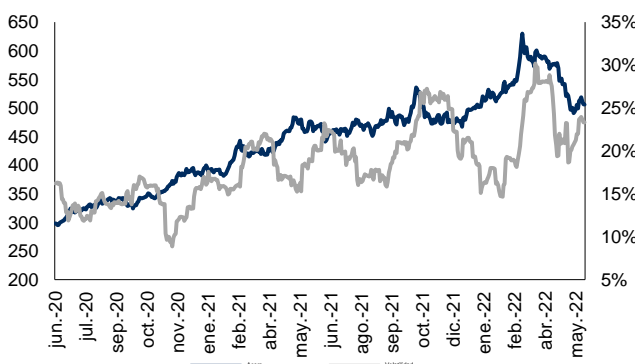
Plomo (US\$ / libra) Cierre: 0.882 Volat: 30.9%



WTI (US\$ / barril) Cierre: 109.170 Volat: 36.3%



Acero (Indice) Cierre: 443.541 Volat: 22.3%



Metal	Ultimo	7d	30d	Acumulado
Oro	1825.55	-0.61%	-1.49%	-0.20%
Plata	21.12	-2.27%	-3.87%	-9.24%
Cobre	3.81	-7.52%	-11.23%	-13.65%
Plomo	0.88	-7.05%	-9.97%	-16.39%
Zinc	1.68	2.18%	-2.35%	3.62%
WTI	109.17	-0.40%	-3.50%	44.83%
Acero	443.54	-5.29%	-12.38%	-11.49%

