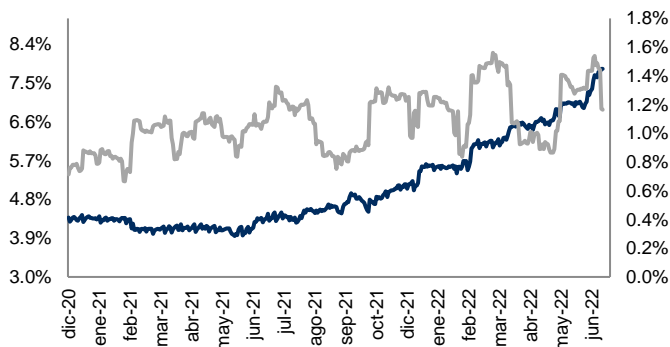


# Monitor de Mercados Financieros

## ABs y Volatilidad

Cierre: 7.8%

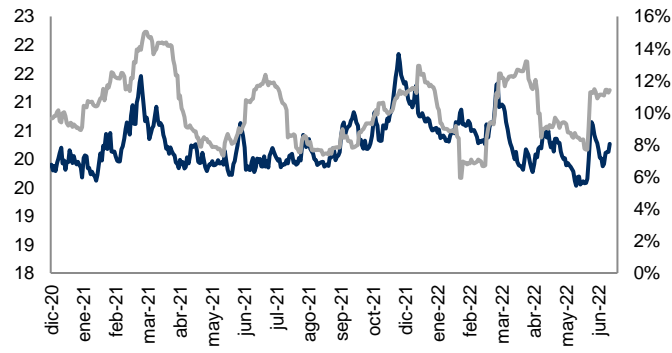
Volat: 1.2%



## Tipo Cambio y Volatilidad

Cierre: 20.2650

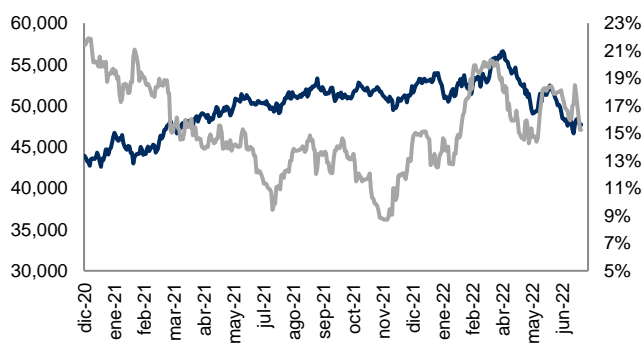
Volat: 11.4%



## IPC y Volatilidad

Cierre: 47,743.15

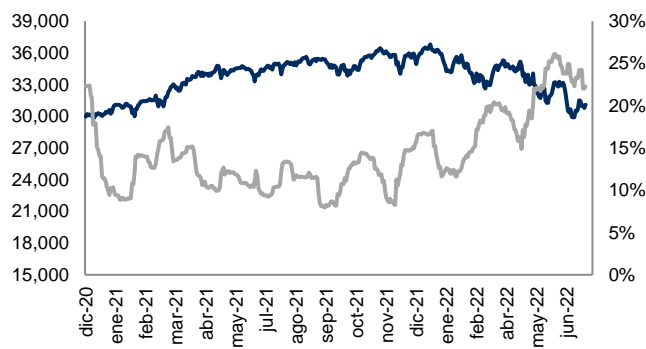
Volat: 15.3%



## DJI y Volatilidad

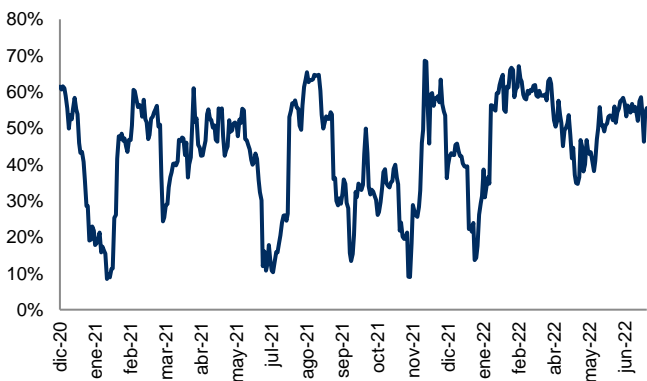
Cierre: 31,097.26

Volat: 22.3%



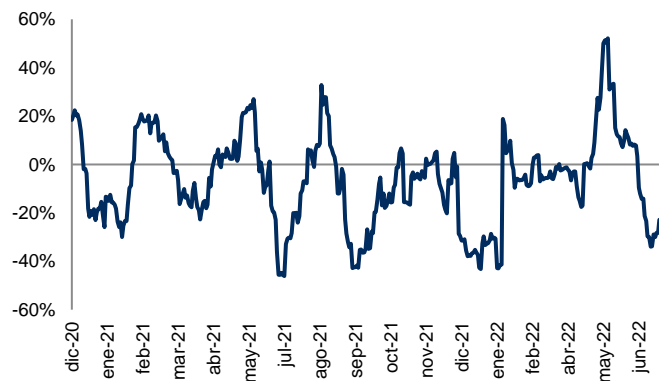
## Correlación entre IPC y DJI

Correl: 55.5%



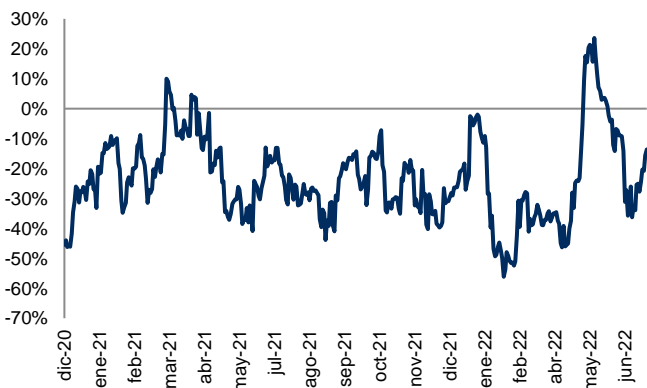
## Correlación entre Tipo Cambio y ABs

Correl: -23.4%



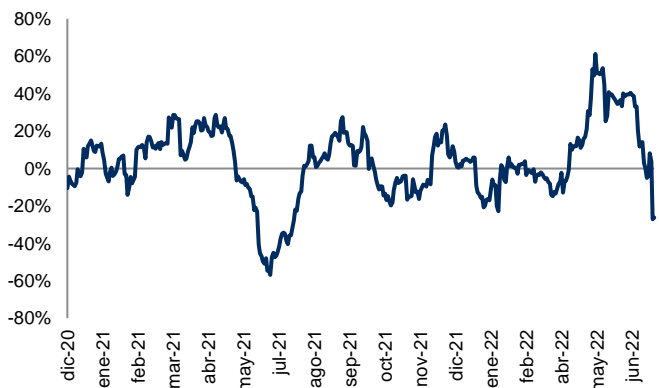
## Correlación entre IPC y Tipo Cambio

Correl: -13.6%



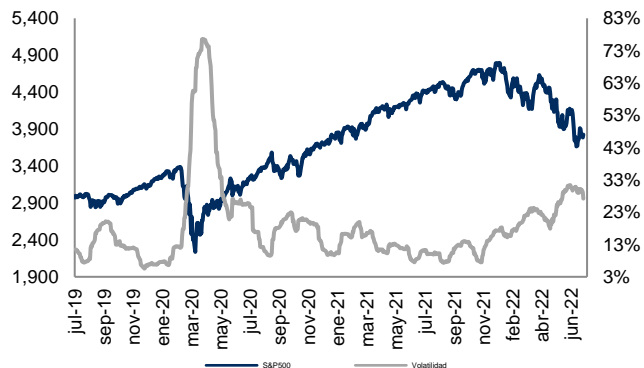
## Correlación entre IPC y Abs

Correl: -26.2%

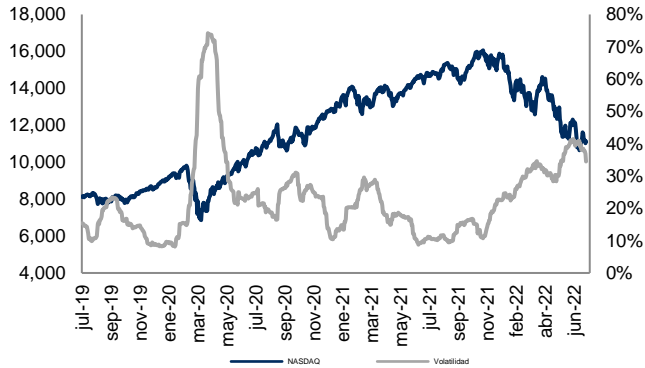


# Monitor de Mercados

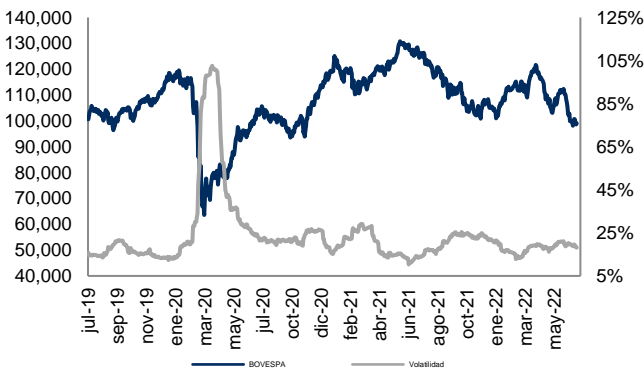
**S&P 500 (EUA)** Cierre: 3,825.33 Volat: 27.2%



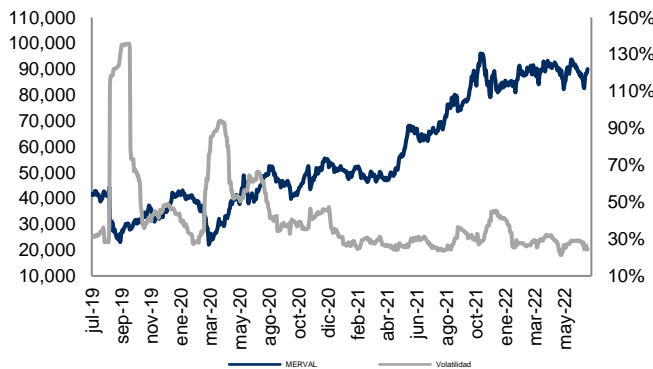
**NASDAQ (EUA)** Cierre: 11,127.85 Volat: 34.5%



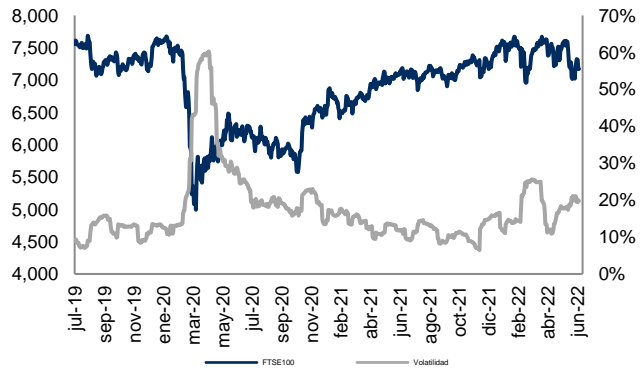
**BOVESPA (Sao Paulo)** Cierre: 98,953.90 Volat: 18.2%



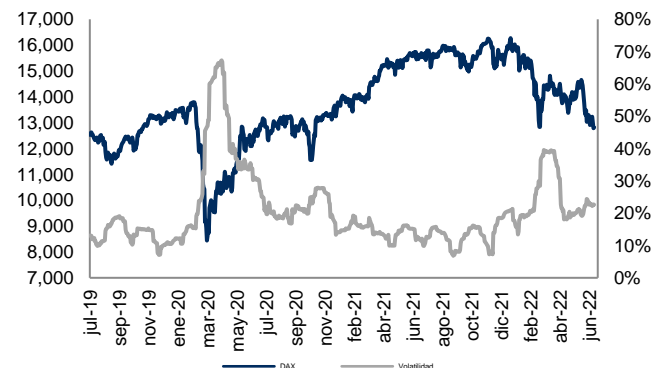
**MERVAL (Buenos Aires)** Cierre: 90,050.78 Volat: 24.5%



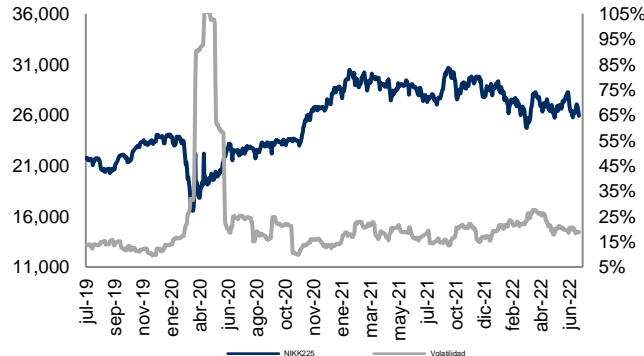
**FTSE-100 (Londres)** Cierre: 7,168.65 Volat: 19.8%



**DAX (Frankfurt)** Cierre: 12,813.03 Volat: 22.6%



**NIKKEI-225 (Tokio)** Cierre: 25,935.62 Volat: 18.8%



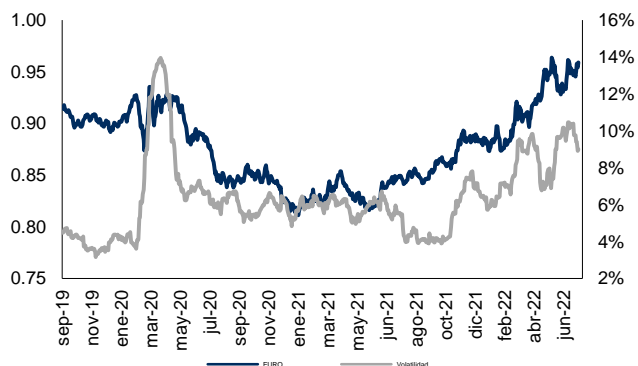
Índice	Rend. 7d	Rend. 30d	Rend. Año
S&P 500	-2.21%	-6.73%	-19.74%
NASDAQ	-4.13%	-7.23%	-28.87%
BOVESPA	-1.21%	-19.82%	-1.36%
MERVAL	7.96%	-5.47%	-11.73%
FTSE100	-2.02%	-7.87%	-13.21%
DAX	-3.46%	-12.53%	-26.07%
NIKK225	-2.07%	-9.09%	-23.35%
IPC	-1.97%	-9.86%	-9.33%
DJI	-1.28%	-5.23%	-14.42%
CAC40	-3.47%	-9.54%	-24.01%
HANGSENG	0.67%	2.67%	-6.02%
TSE300	-0.97%	-10.55%	-12.73%
IBEX	-1.97%	-8.49%	-14.00%

Cifras al 01 de julio de 2022. Índices en USD.

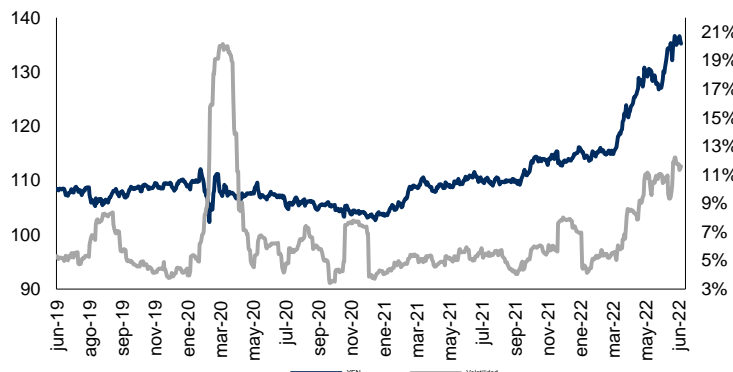


# Monitor de Divisas

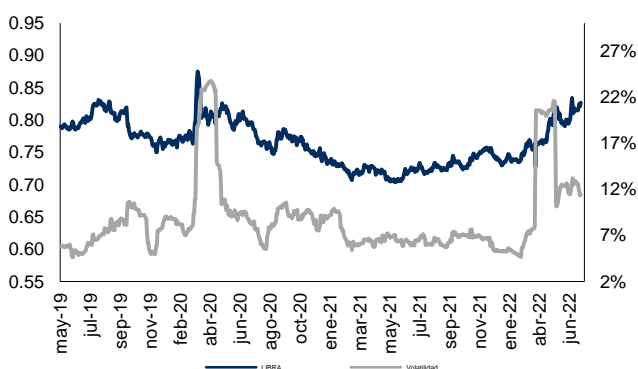
**Euro (€)** Cierre: 0.96 Volat: 9.0%



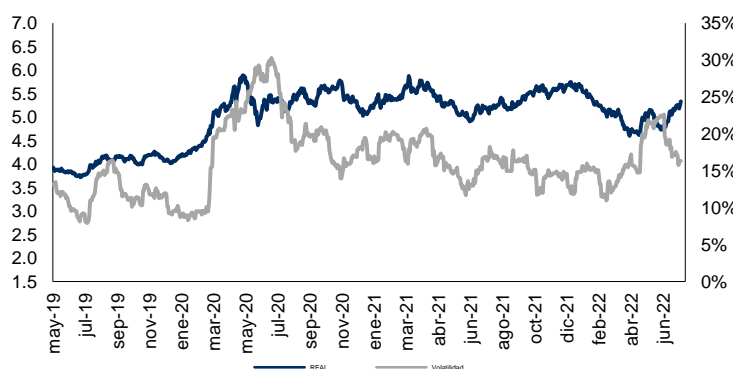
**Yen Japonés (¥)** Cierre: 135.19 Volat: 11.6%



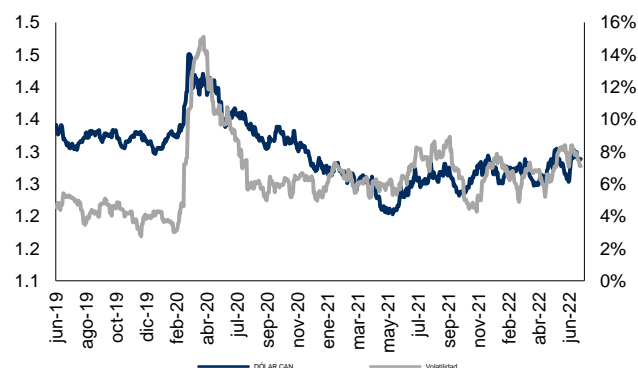
**Libra Esterlina (£)** Cierre: 0.83 Volat: 11.4%



**Real Brasileño** Cierre: 5.33 Volat: 16.3%



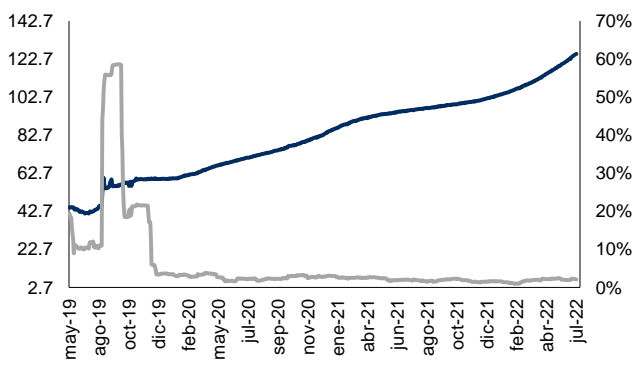
**Dólar Canadiense** Cierre: 1.29 Volat: 7.1%



**Peso Mexicano** Cierre: 20.34 Volat: 13.0%



**Peso Argentino** Cierre: 125.45 Volat: 2.1%



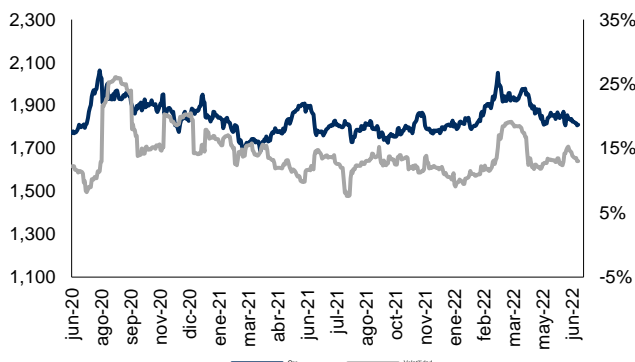
Moneda	Ultimo	7d	30d	Acumulado
<b>Euro</b>	0.96	-1.16%	-2.10%	-8.35%
<b>Yen</b>	135.19	0.03%	-3.75%	-14.90%
<b>Libra</b>	0.83	-1.47%	-3.19%	-10.60%
<b>Real</b>	5.33	-1.48%	-9.76%	4.49%
<b>Dólar Can</b>	1.29	0.09%	-1.76%	-1.83%
<b>Peso Mex</b>	20.34	-2.20%	-3.02%	0.74%
<b>Peso Arg</b>	125.45	-0.96%	-4.09%	-18.15%

Cifras al 01 de julio de 2022. Cotizaciones con respecto al USD.

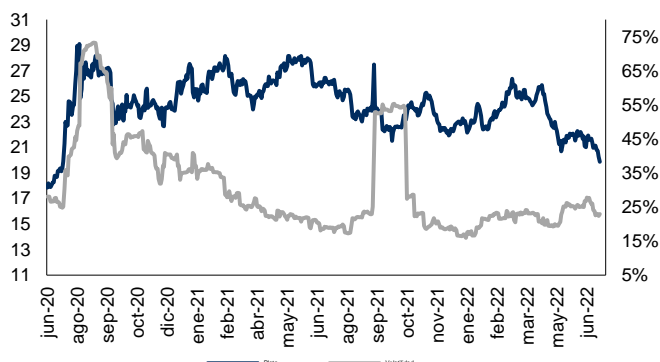


# Monitor de Metales y Otros Commodities

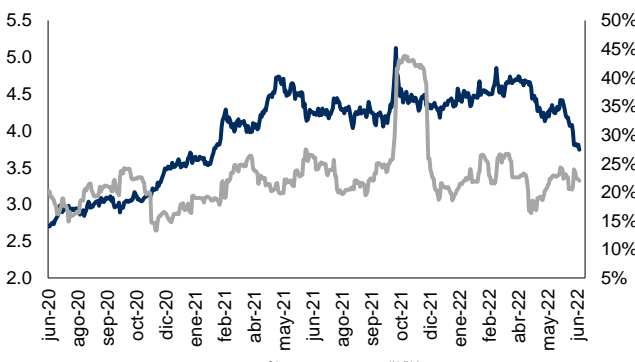
**Oro (USD / T. Oz.)** Cierre: 1,810.180 Volat: 13.0%



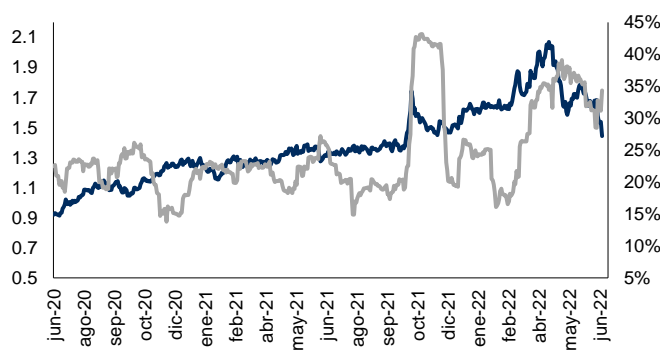
**Plata (USD / T. Oz.)** Cierre: 19.870 Volat: 22.9%



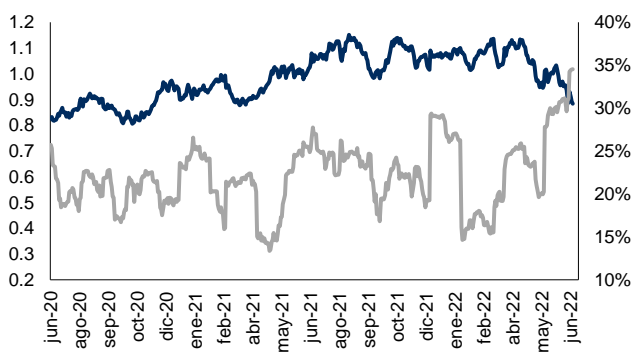
**Cobre (USD / libra)** Cierre: 3.744 Volat: 22.0%



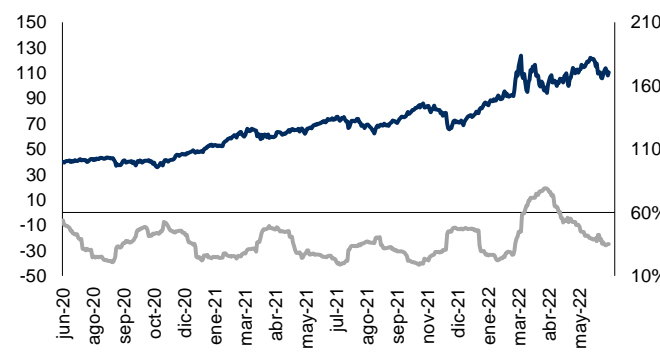
**Zinc (USD / libra)** Cierre: 1.444 Volat: 34.3%



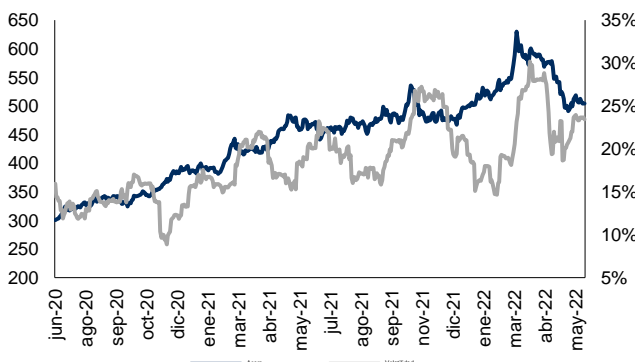
**Plomo (US\$ / libra)** Cierre: 0.863 Volat: 34.5%



**WTI (US\$ / barril)** Cierre: 110.500 Volat: 35.1%



**Acero (Indice)** Cierre: 430.428 Volat: 21.8%



Metal	Ultimo	7d	30d	Acumulado
Oro	1810.18	-0.84%	-1.99%	-1.04%
Plata	19.87	-5.92%	-8.94%	-14.61%
Cobre	3.74	-1.70%	-12.61%	-15.11%
Plomo	0.86	-2.16%	-12.43%	-18.19%
Zinc	1.44	-14.20%	-19.20%	-11.10%
WTI	110.50	1.22%	-4.17%	46.59%
Acero	430.43	-2.96%	-14.65%	-14.11%