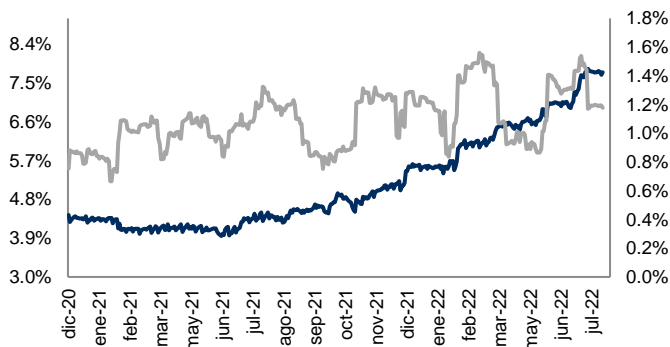


# Monitor de Mercados Financieros

## ABs y Volatilidad

Cierre: 7.7%

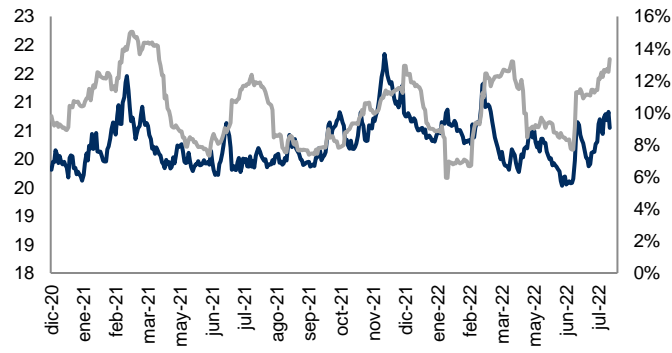
Volat: 1.2%



## Tipo Cambio y Volatilidad

Cierre: 20,5450

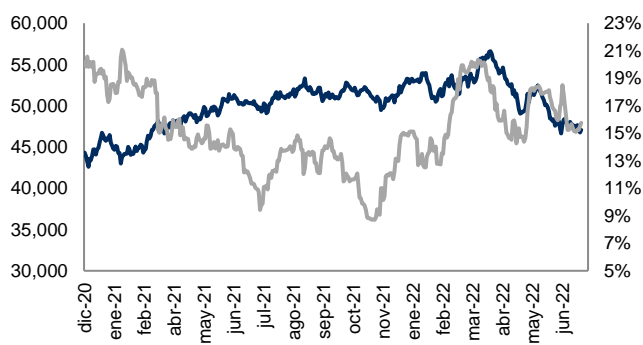
Volat: 13.3%



## IPC y Volatilidad

Cierre: 47,075.87

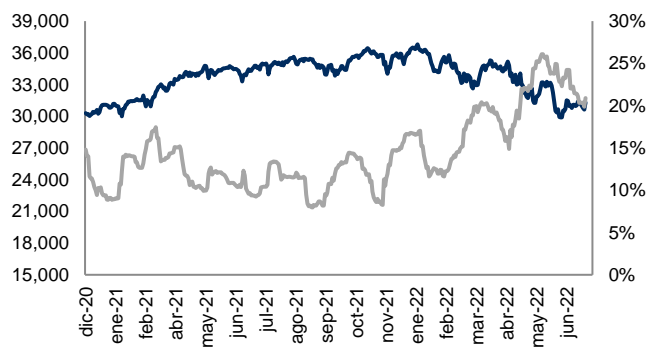
Volat: 15.8%



## DJI y Volatilidad

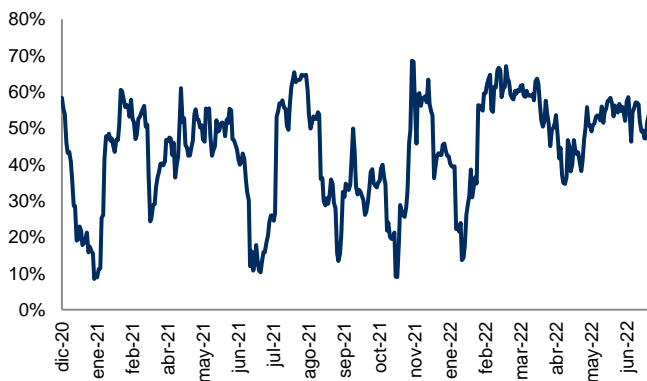
Cierre: 31,288.26

Volat: 20.9%



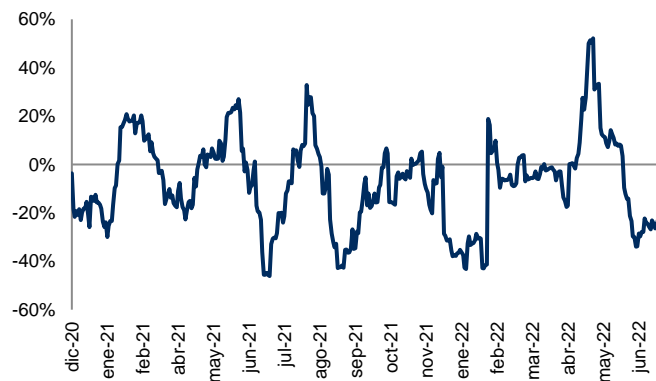
## Correlación entre IPC y DJI

Correl: 53.8%



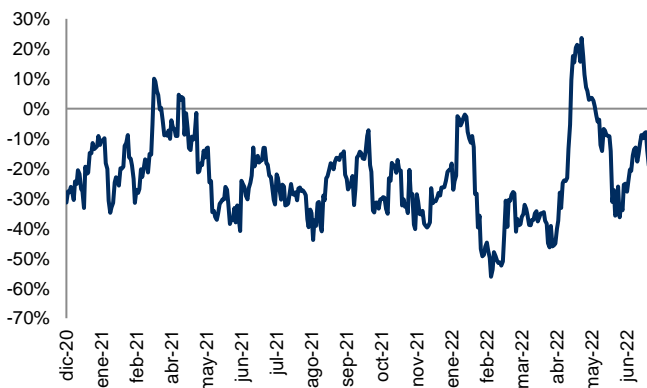
## Correlación entre Tipo Cambio y ABs

Correl: -31.9%



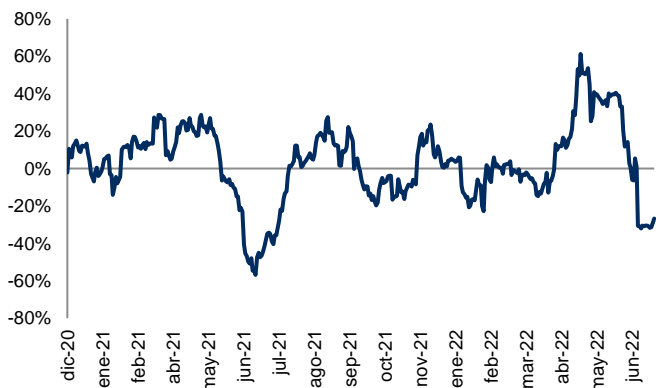
## Correlación entre IPC y Tipo Cambio

Correl: -19.1%



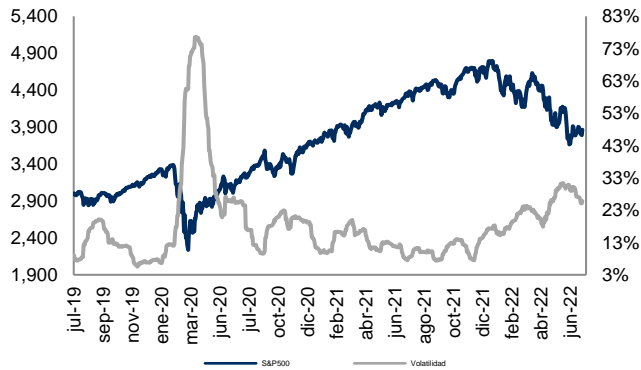
## Correlación entre IPC y Abs

Correl: -26.8%

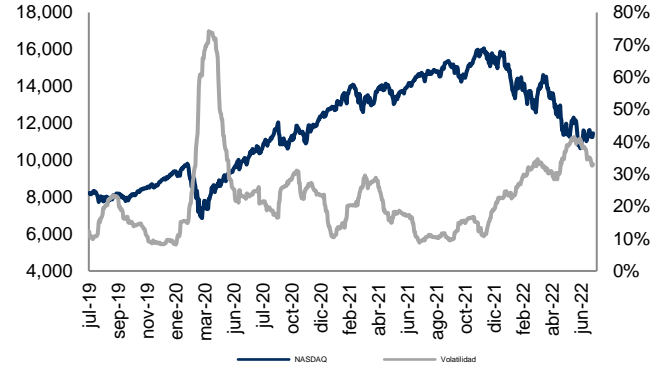


# Monitor de Mercados

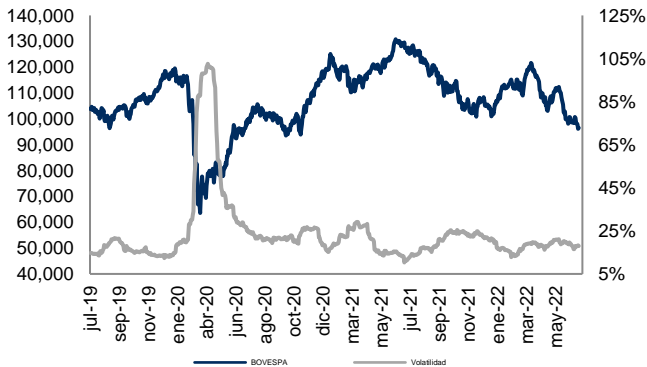
**S&P 500 (EUA)** Cierre: 3,863.16 Volat: 25.8%



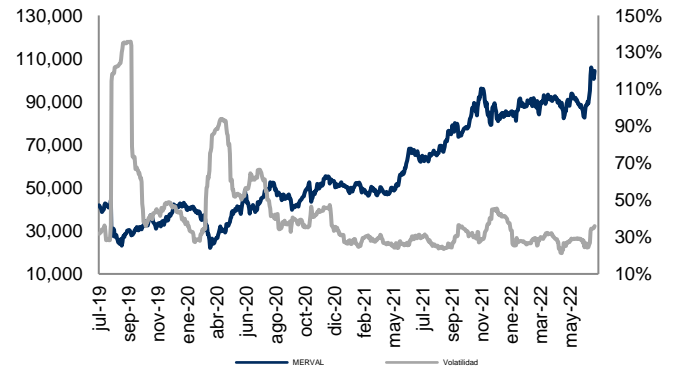
**NASDAQ (EUA)** Cierre: 11,452.42 Volat: 33.0%



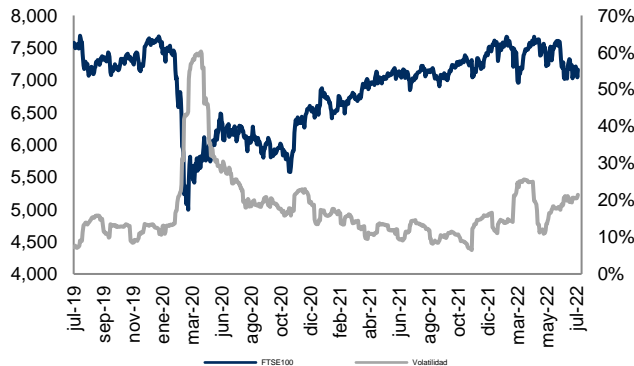
**BOVESPA (Sao Paulo)** Cierre: 96,551.00 Volat: 18.0%



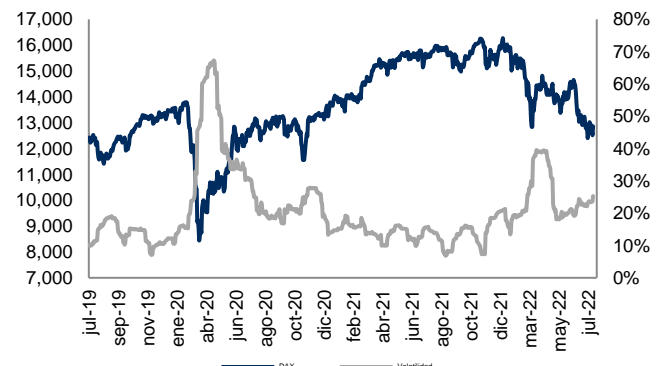
**MERVAL (Buenos Aires)** Cierre: 104,222.92 Volat: 36.0%



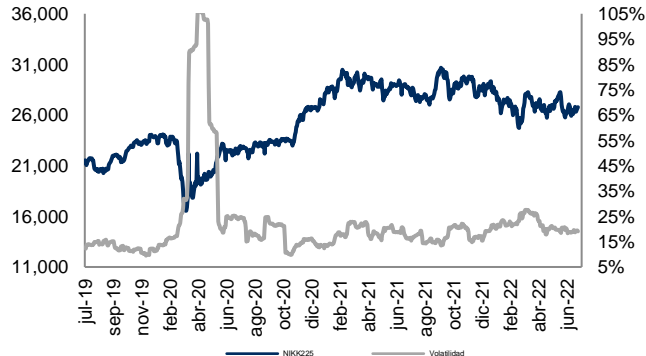
**FTSE-100 (Londres)** Cierre: 7,159.01 Volat: 21.5%



**DAX (Frankfurt)** Cierre: 12,864.72 Volat: 25.3%



**NIKKEI-225 (Tokio)** Cierre: 26,788.47 Volat: 19.1%



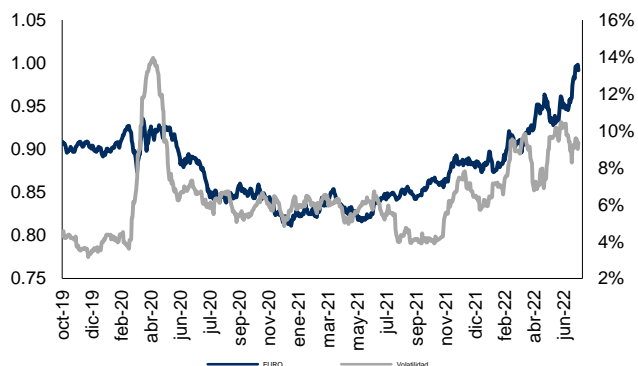
Índice	Rend. 7d	Rend. 30d	Rend. Año
S&P 500	-0.93%	1.93%	-18.95%
NASDAQ	-1.57%	3.18%	-26.80%
BOVESPA	-6.35%	-12.24%	-5.00%
MERVAL	-2.74%	12.73%	-0.04%
FTSE100	-1.85%	-4.06%	-14.96%
DAX	-2.11%	-7.93%	-28.22%
NIKK225	-0.78%	-1.81%	-22.75%
IPC	-1.49%	-3.95%	-11.82%
DJI	-0.16%	2.02%	-13.90%
CAC40	-0.92%	-3.39%	-25.21%
HANGSENG	-6.59%	-4.74%	-12.78%
TSE300	-3.88%	-7.13%	-15.82%
IBEX	-2.85%	-6.18%	-19.18%

Cifras al 15 de julio de 2022. Índices en USD.

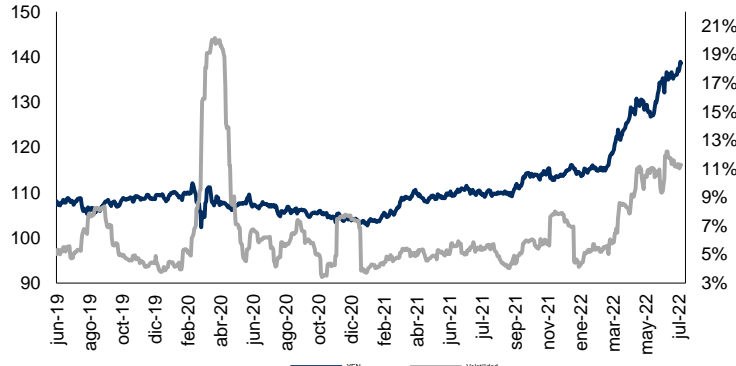


# Monitor de Divisas

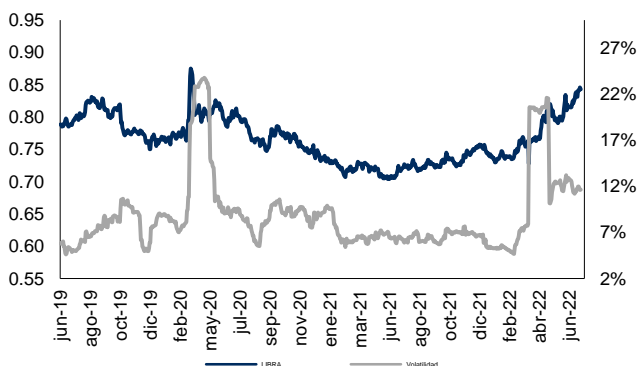
**Euro (€)** Cierre: 0.99 Volat: 9.4%



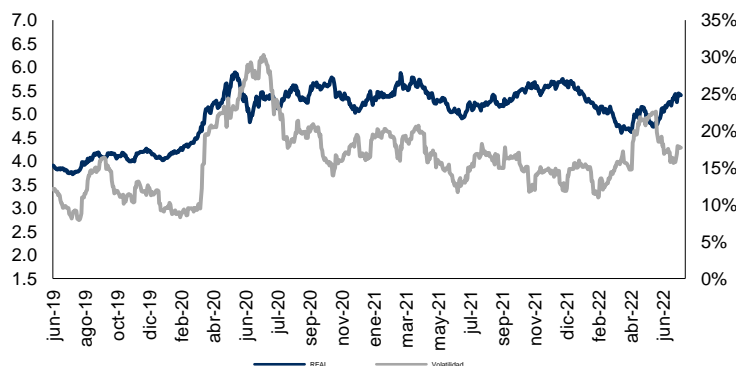
**Yen Japonés (¥)** Cierre: 138.55 Volat: 11.3%



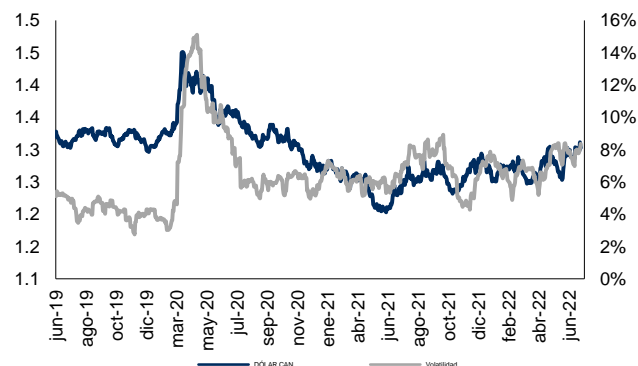
**Libra Esterlina (£)** Cierre: 0.84 Volat: 11.6%



**Real Brasileño** Cierre: 5.40 Volat: 17.7%



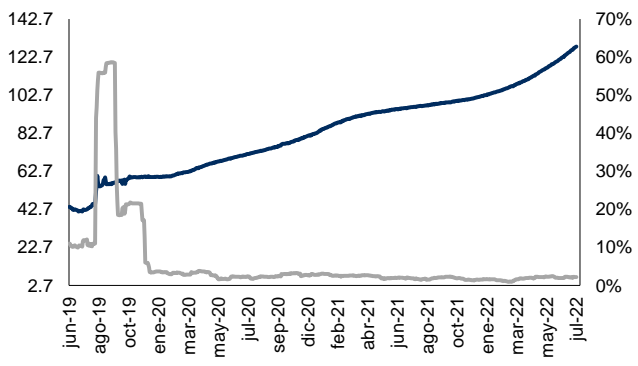
**Dólar Canadiense** Cierre: 1.30 Volat: 8.4%



**Peso Mexicano** Cierre: 20.56 Volat: 14.6%



**Peso Argentino** Cierre: 128.22 Volat: 2.2%



Moneda	Ultimo	7d	30d	Acumulado
<b>Euro</b>	0.99	-0.96%	-3.48%	-11.36%
<b>Yen</b>	138.55	-1.78%	-3.51%	-16.97%
<b>Libra</b>	0.84	-1.34%	-2.53%	-12.29%
<b>Real</b>	5.40	-2.72%	-6.55%	3.14%
<b>Dólar Can</b>	1.30	-0.59%	-0.98%	-2.90%
<b>Peso Mex</b>	20.56	-0.66%	0.54%	-0.32%
<b>Peso Arg</b>	128.22	-1.22%	-4.31%	-19.92%

Cifras al 15 de julio de 2022. Cotizaciones con respecto al USD.

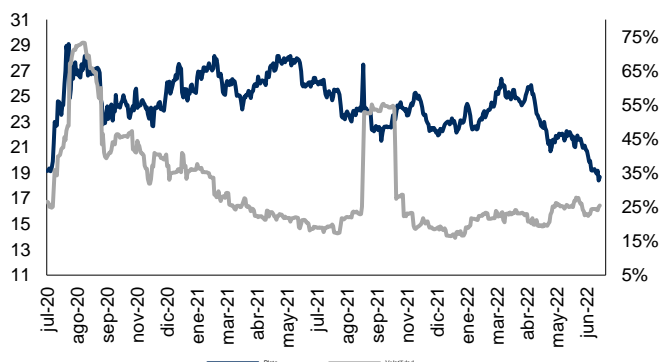


# Monitor de Metales y Otros Commodities

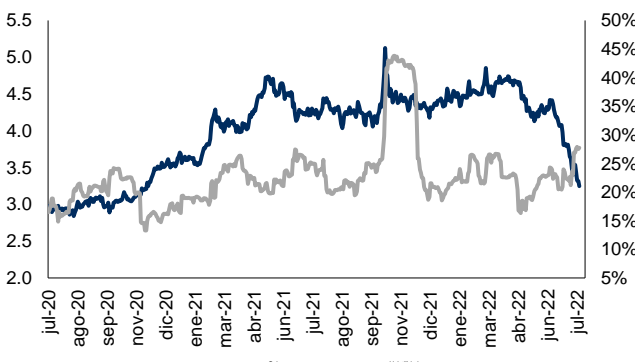
**Oro (USD / T. Oz.)** Cierre: 1,706.270 Volat: 14.2%



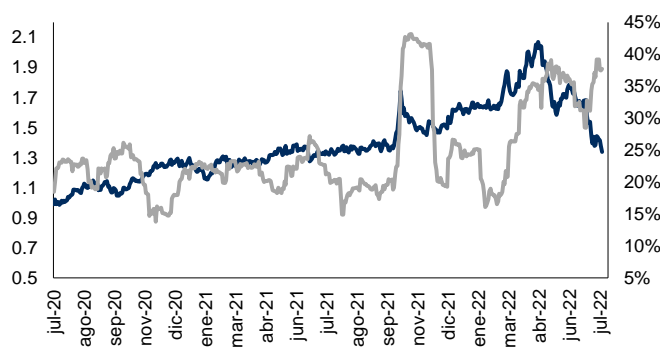
**Plata (USD / T. Oz.)** Cierre: 18.686 Volat: 25.5%



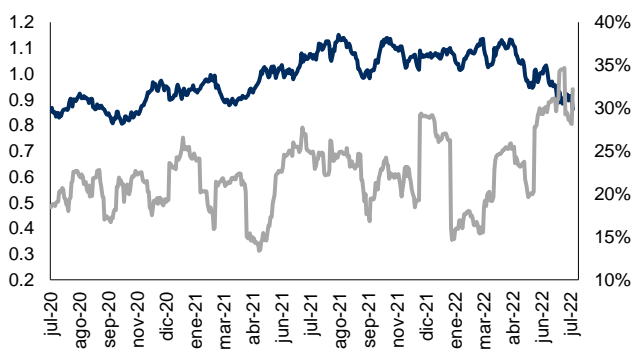
**Cobre (USD / libra)** Cierre: 3.248 Volat.: 27.7%



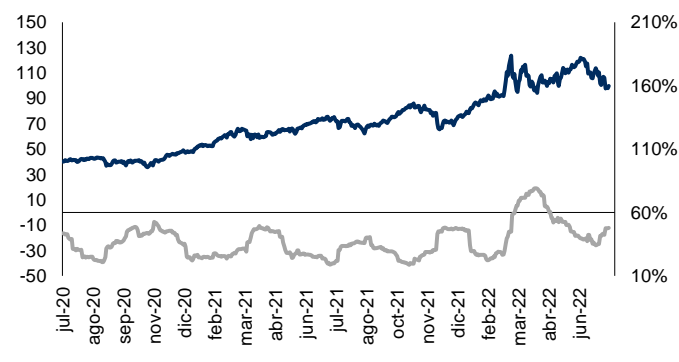
**Zinc (USD / libra)** Cierre: 1.339 Volat: 37.7%



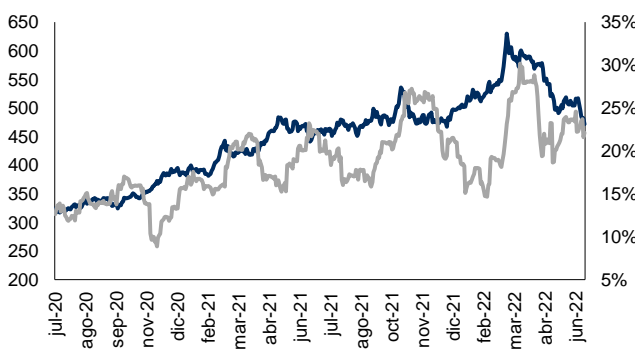
**Plomo (US\$ / libra)** Cierre: 0.841 Volat: 32.2%



**WTI (US\$ / barril)** Cierre: 99.790 Volat: 47.7%



**Acero (Indice)** Cierre: 399.138 Volat: 22.2%



Metal	Ultimo	7d	30d	Acumulado
Oro	1706.27	-2.04%	-7.00%	-6.72%
Plata	18.69	-3.18%	-13.81%	-19.70%
Cobre	3.25	-8.42%	-22.33%	-26.37%
Plomo	0.84	-6.27%	-10.02%	-20.28%
Zinc	1.34	-7.29%	-18.69%	-17.56%
WTI	99.79	-6.72%	-13.50%	32.38%
Acero	399.14	-6.03%	-17.21%	-20.35%

