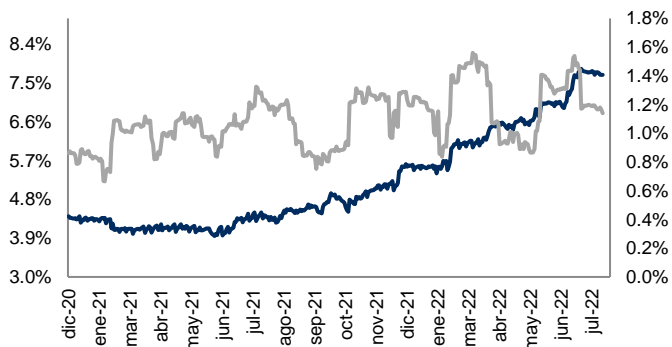


Monitor de Mercados Financieros

ABs y Volatilidad

Cierre: 7.7%

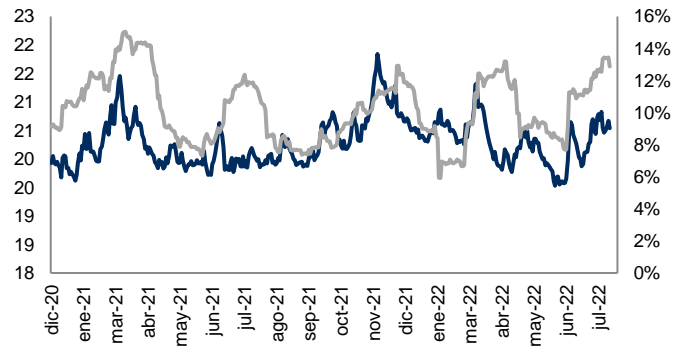
Volat: 1.1%



Tipo Cambio y Volatilidad

Cierre: 20.5420

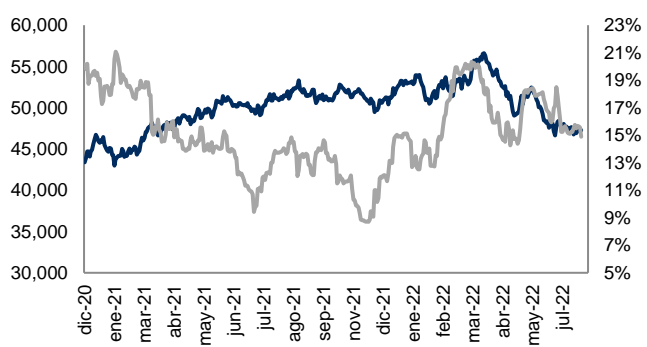
Volat: 12.9%



IPC y Volatilidad

Cierre: 47,264.86

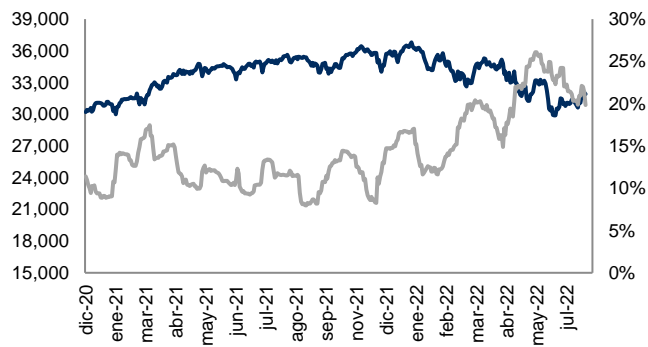
Volat: 14.9%



DJI y Volatilidad

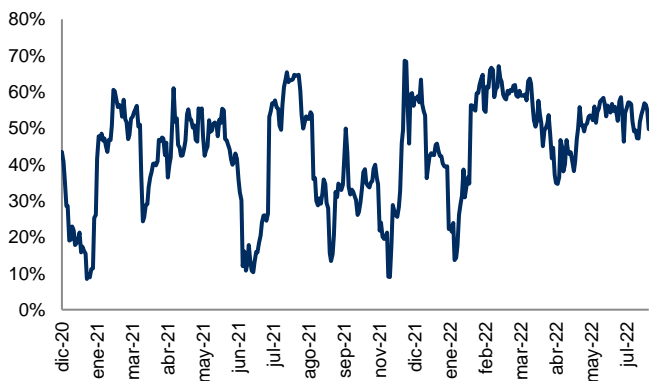
Cierre: 31,899.29

Volat: 19.8%



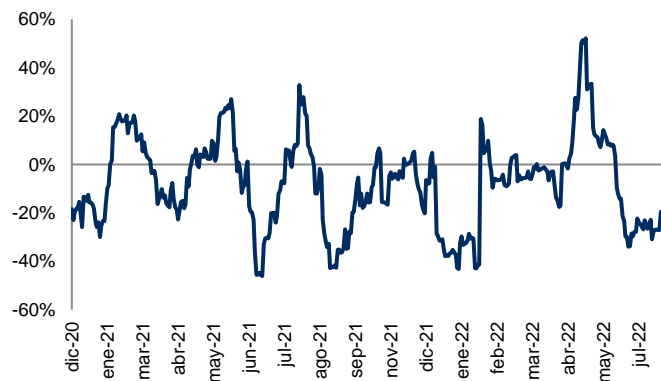
Correlación entre IPC y DJI

Correl: 49.8%



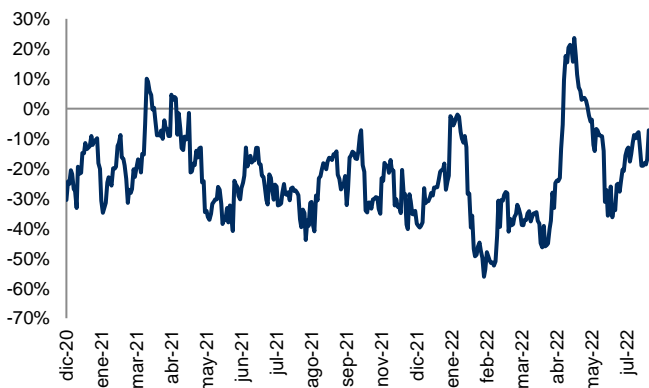
Correlación entre Tipo Cambio y ABs

Correl: -19.5%



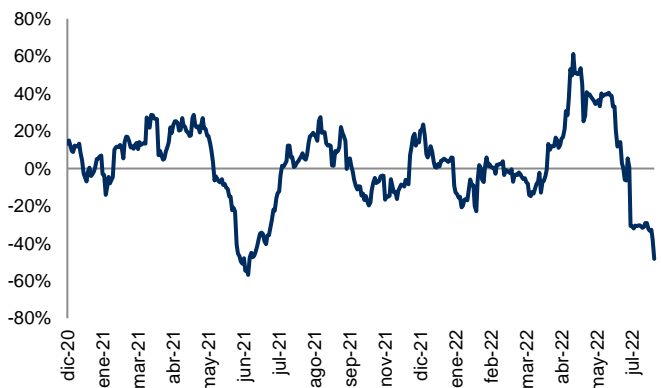
Correlación entre IPC y Tipo Cambio

Correl: -7.2%



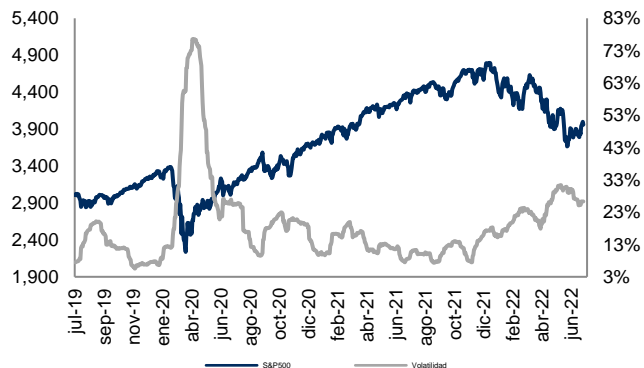
Correlación entre IPC y Abs

Correl: -48.2%

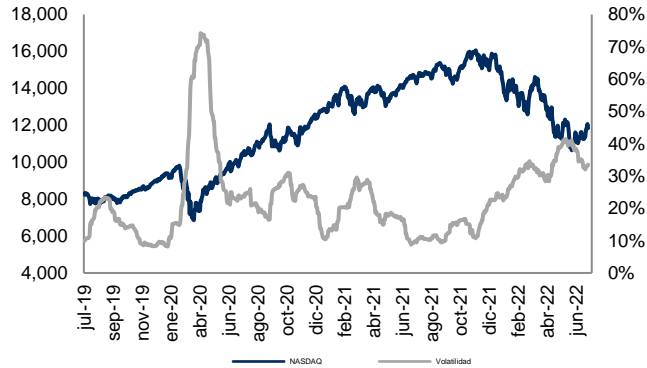


Monitor de Mercados

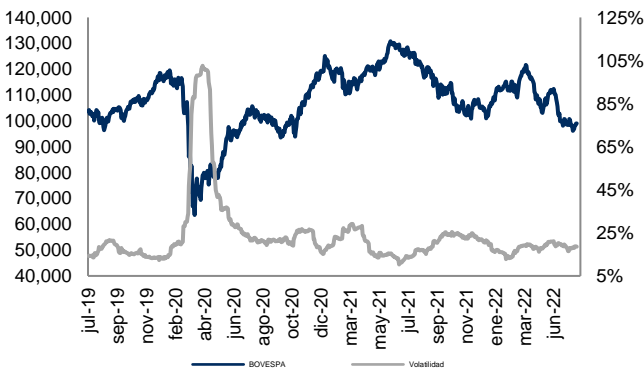
S&P 500 (EUA) Cierre: 3,961.63 Volat: 26.3%



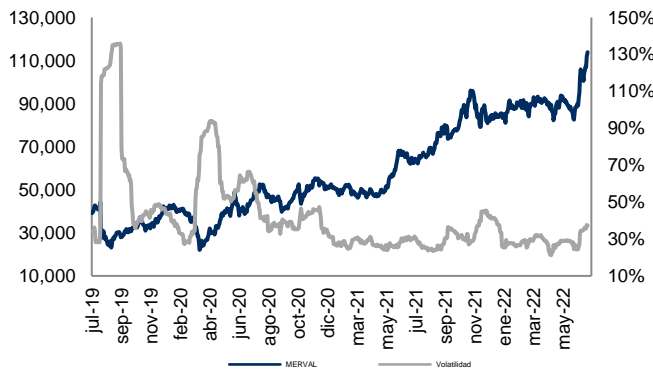
NASDAQ (EUA) Cierre: 11,834.11 Volat: 33.5%



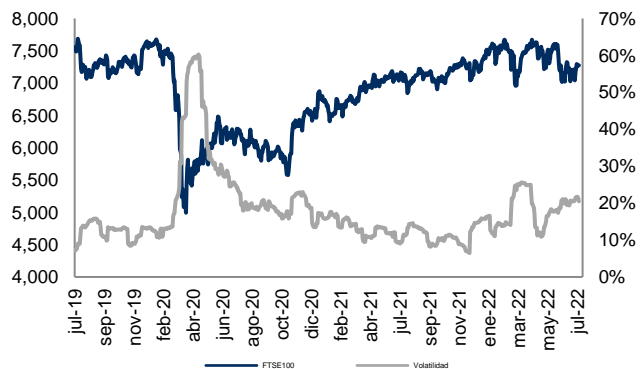
BOVESPA (Sao Paulo) Cierre: 98,924.82 Volat: 18.5%



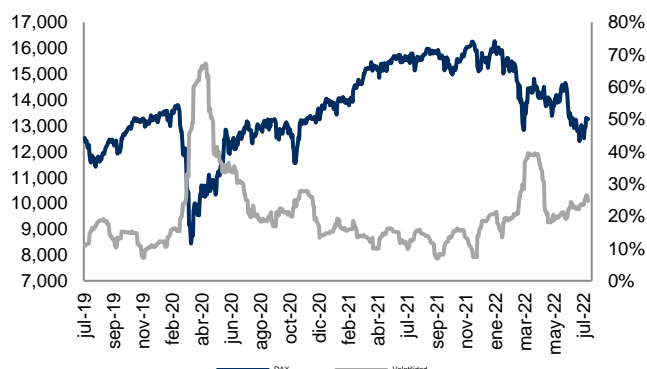
MERVAL (Buenos Aires) Cierre: 113,851.41 Volat: 37.3%



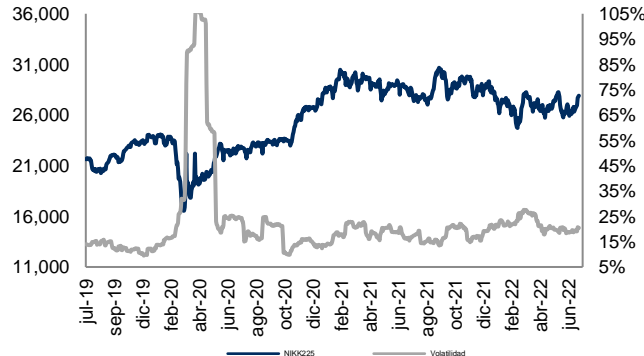
FTSE-100 (Londres) Cierre: 7,276.37 Volat: 20.4%



DAX (Frankfurt) Cierre: 13,253.68 Volat: 24.7%



NIKKEI-225 (Tokio) Cierre: 27,914.66 Volat: 20.5%



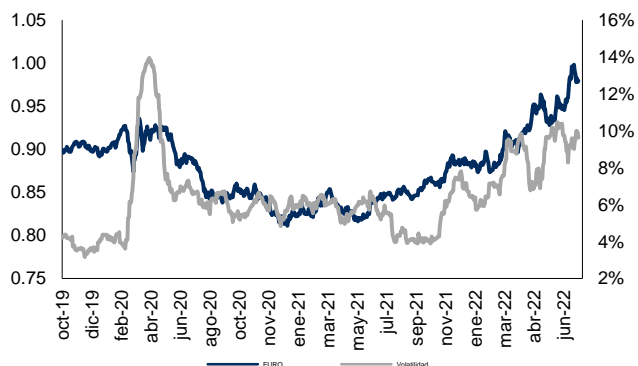
Índice	Rend. 7d	Rend. 30d	Rend. Año
S&P 500	2.55%	5.37%	-16.88%
NASDAQ	3.33%	7.07%	-24.36%
BOVESPA	0.67%	-6.32%	-4.36%
MERVAL	7.97%	26.88%	7.92%
FTSE100	2.75%	0.39%	-12.62%
DAX	4.30%	-2.55%	-25.13%
NIKK225	6.10%	6.85%	-18.04%
IPC	0.43%	-2.12%	-11.44%
DJI	1.95%	4.65%	-12.22%
CAC40	4.27%	1.55%	-22.01%
HANGSENG	1.56%	-1.88%	-11.42%
TSE300	4.07%	0.11%	-12.40%
IBEX	2.59%	-4.46%	-17.08%

Cifras al 22 de julio de 2022. Índices en USD.

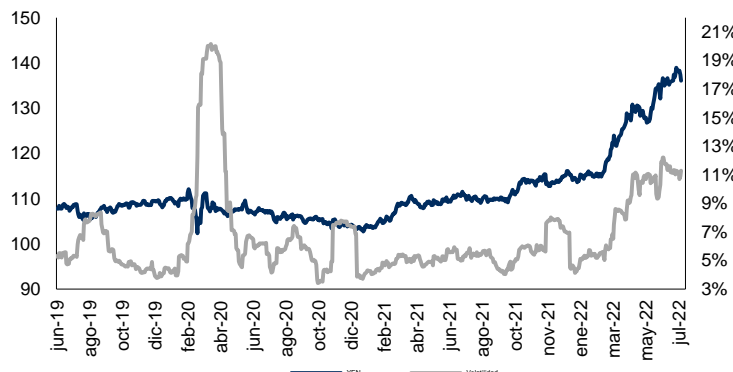


Monitor de Divisas

Euro (€) Cierre: 0.98 Volat: 9.6%



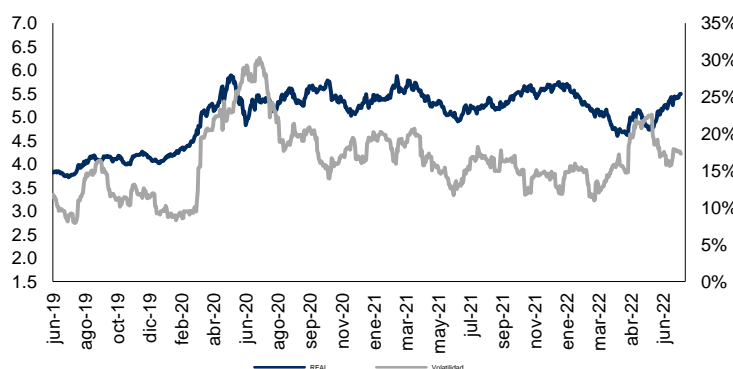
Yen Japonés (¥) Cierre: 136.08 Volat: 11.3%



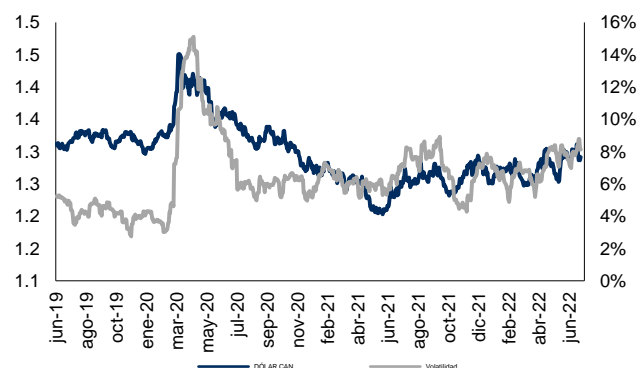
Libra Esterlina (£) Cierre: 0.83 Volat: 11.1%



Real Brasileño Cierre: 5.50 Volat: 17.3%



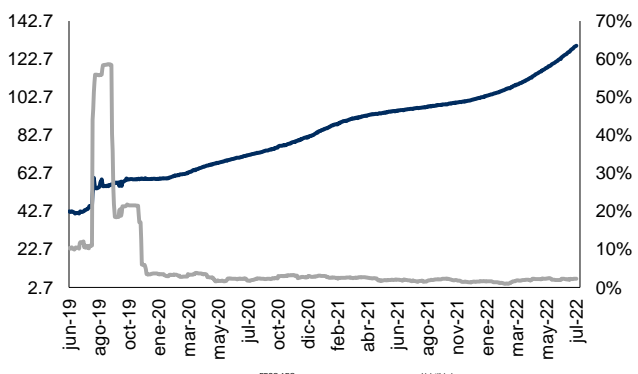
Dólar Canadiense Cierre: 1.29 Volat: 8.1%



Peso Mexicano Cierre: 20.54 Volat: 14.4%



Peso Argentino Cierre: 129.73 Volat: 2.3%



Moneda	Ultimo	7d	30d	Acumulado
Euro	0.98	1.24%	-3.35%	-10.27%
Yen	136.08	1.82%	0.10%	-15.46%
Libra	0.83	1.10%	-2.19%	-11.32%
Real	5.50	-1.74%	-5.76%	1.34%
Dólar Can	1.29	0.84%	0.22%	-2.08%
Peso Mex	20.54	0.08%	-2.58%	-0.24%
Peso Arg	129.73	-1.16%	-4.53%	-20.85%

Cifras al 22 de julio de 2022. Cotizaciones con respecto al USD.

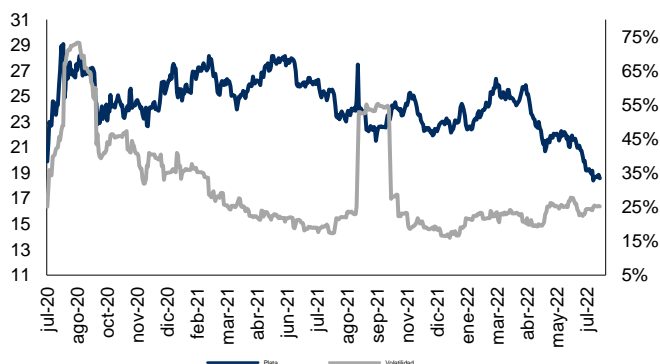


Monitor de Metales y Otros Commodities

Oro (USD / T. Oz.) Cierre: 1,726.207 Volat: 14.5%



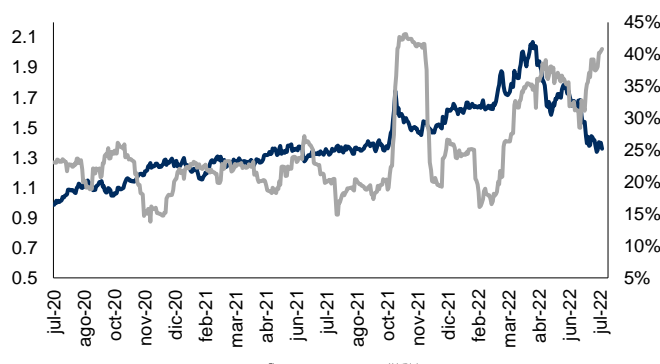
Plata (USD / T. Oz.) Cierre: 18.580 Volat: 25.2%



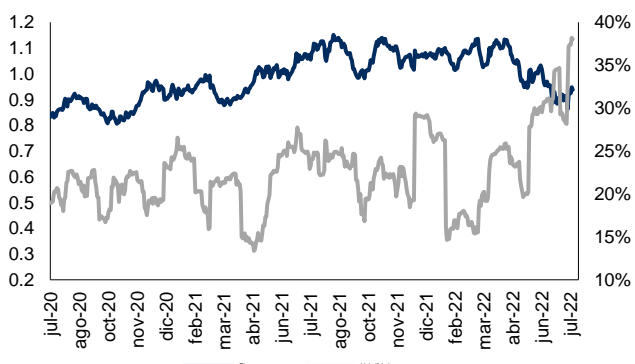
Cobre (USD / libra) Cierre: 3.313 Volat.: 29.1%



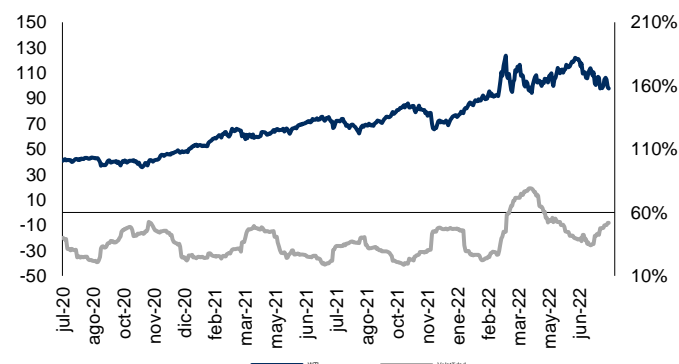
Zinc (USD / libra) Cierre: 1.360 Volat: 40.8%



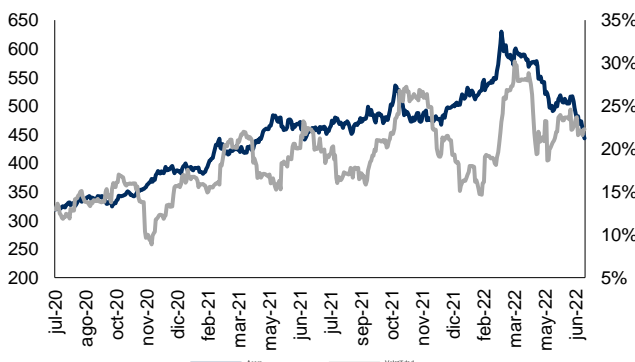
Plomo (US\$ / libra) Cierre: 0.918 Volat: 38.0%



WTI (US\$ / barril) Cierre: 97.810 Volat: 51.7%



Acero (Indice) Cierre: 421.039 Volat: 26.0%



Metal	Ultimo	7d	30d	Acumulado
Oro	1726.21	1.17%	-6.05%	-5.63%
Plata	18.58	-0.57%	-13.15%	-20.15%
Cobre	3.31	2.01%	-18.80%	-24.89%
Plomo	0.92	9.12%	-1.86%	-13.00%
Zinc	1.36	1.55%	-19.06%	-16.28%
WTI	97.81	-1.98%	-7.96%	29.76%
Acero	421.04	5.49%	-8.64%	-15.98%

