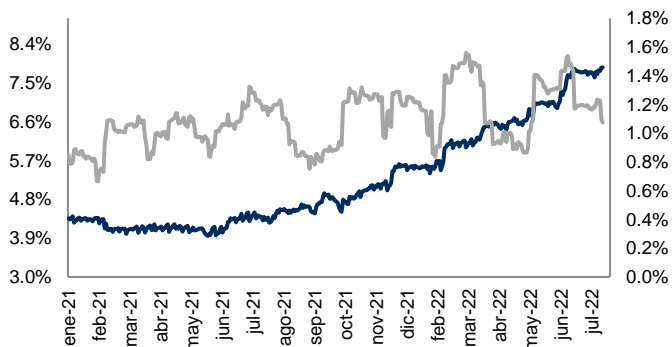


# Monitor de Mercados Financieros

## ABs y Volatilidad

Cierre: 7.9%

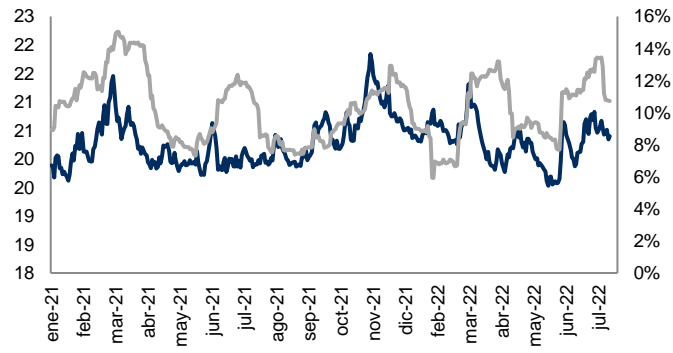
Volat: 1.1%



## Tipo Cambio y Volatilidad

Cierre: 20.3970

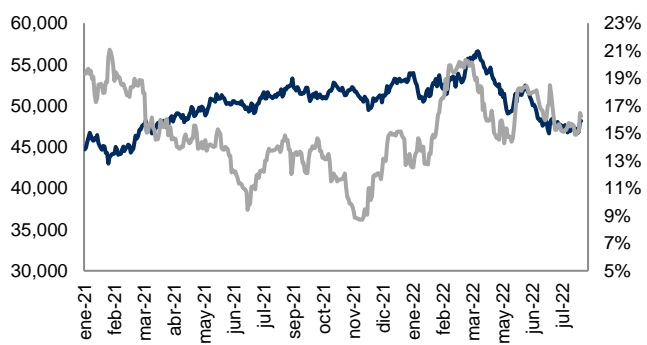
Volat: 10.7%



## IPC y Volatilidad

Cierre: 48,144.33

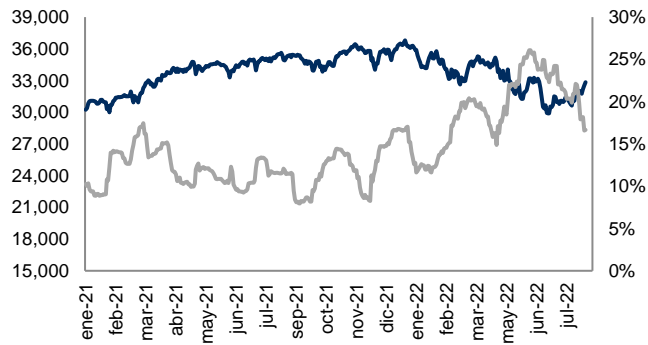
Volat: 16.2%



## DJI y Volatilidad

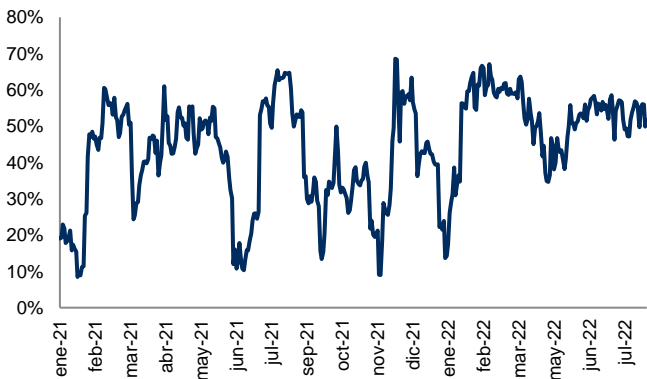
Cierre: 32,845.13

Volat: 16.7%



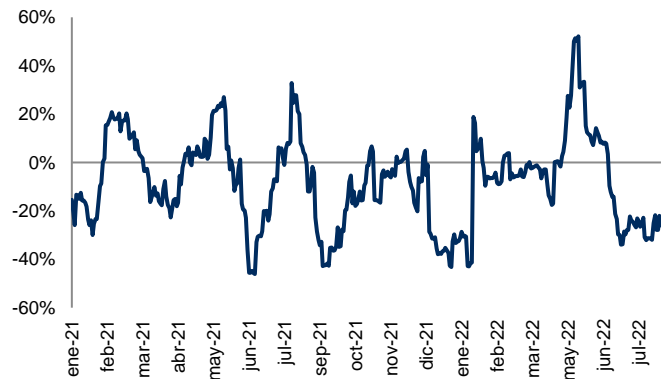
## Correlación entre IPC y DJI

Correl: 51.8%



## Correlación entre Tipo Cambio y ABs

Correl: -26.0%



## Correlación entre IPC y Tipo Cambio

Correl: -21.0%



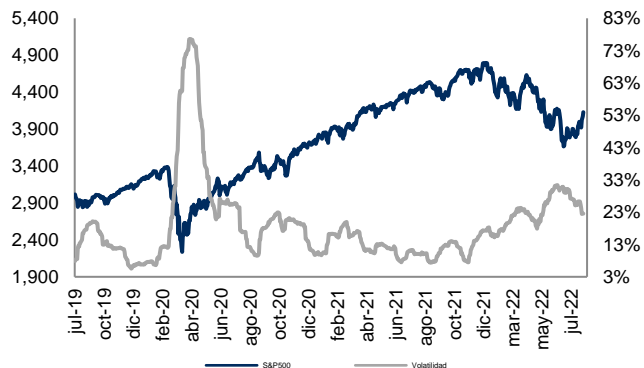
## Correlación entre IPC y Abs

Correl: -23.9%

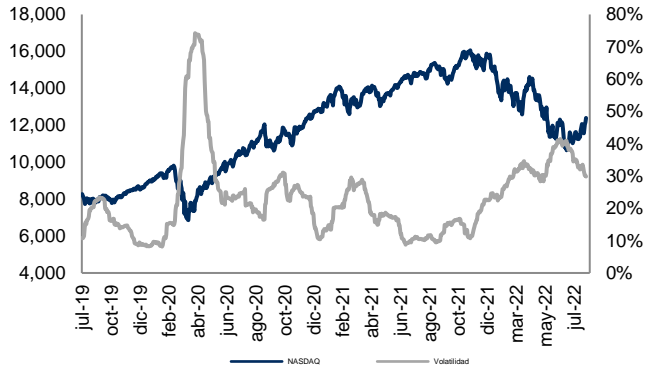


# Monitor de Mercados

**S&P 500 (EUA)** Cierre: 4,130.29 Volat: 22.6%



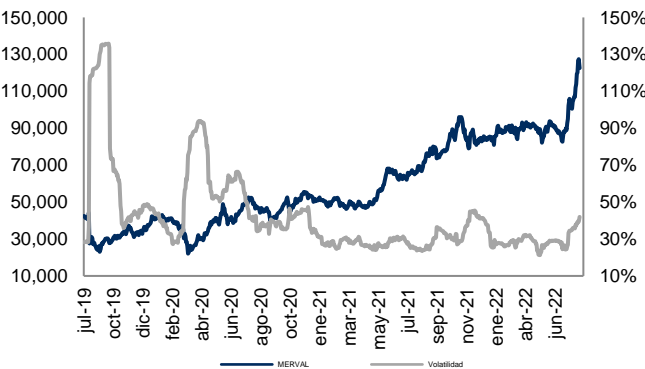
**NASDAQ (EUA)** Cierre: 12,390.69 Volat: 29.9%



**BOVESPA (Sao Paulo)** Cierre: 103,164.69 Volat: 16.0%



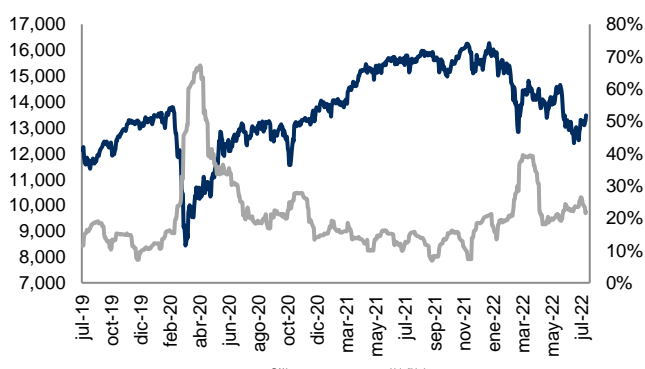
**MERVAL (Buenos Aires)** Cierre: 122,528.27 Volat: 42.0%



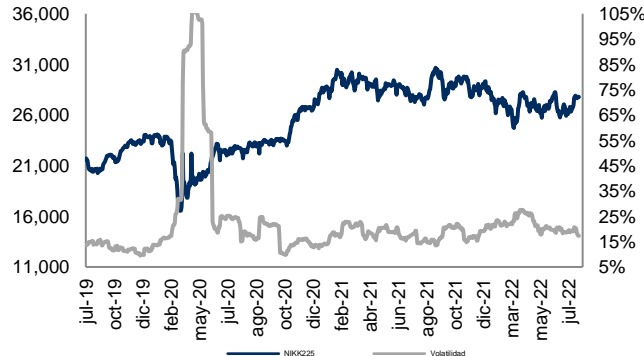
**FTSE-100 (Londres)** Cierre: 7,423.43 Volat: 17.5%



**DAX (Frankfurt)** Cierre: 13,484.05 Volat: 21.9%



**NIKKEI-225 (Tokio)** Cierre: 27,801.64 Volat: 17.3%



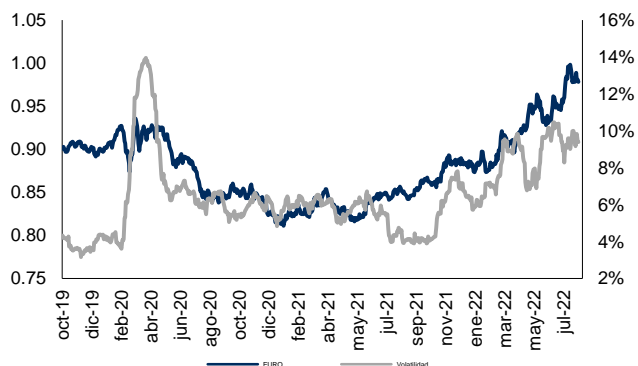
Índice	Rend. 7d	Rend. 30d	Rend. Año
S&P 500	4.26%	8.16%	-13.34%
NASDAQ	4.70%	10.85%	-20.80%
BOVESPA	10.90%	3.83%	6.07%
MERVAL	6.37%	32.44%	14.79%
FTSE100	3.59%	2.00%	-9.49%
DAX	1.88%	1.54%	-23.72%
NIKK225	1.73%	6.35%	-16.62%
IPC	2.77%	-0.96%	-8.98%
DJI	2.97%	5.85%	-9.61%
CAC40	3.87%	4.69%	-18.99%
HANGSENG	-2.22%	-8.41%	-13.38%
TSE300	4.72%	3.93%	-8.26%
IBEX	1.44%	-2.46%	-15.89%

Cifras al 29 de julio de 2022. Índices en USD.

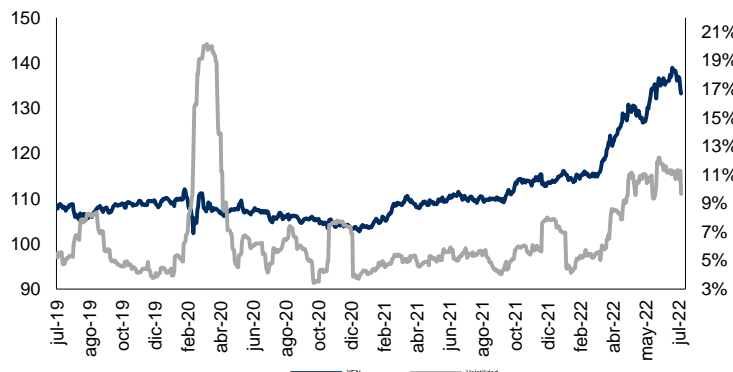


# Monitor de Divisas

**Euro (€)** Cierre: 0.98 Volat: 9.4%



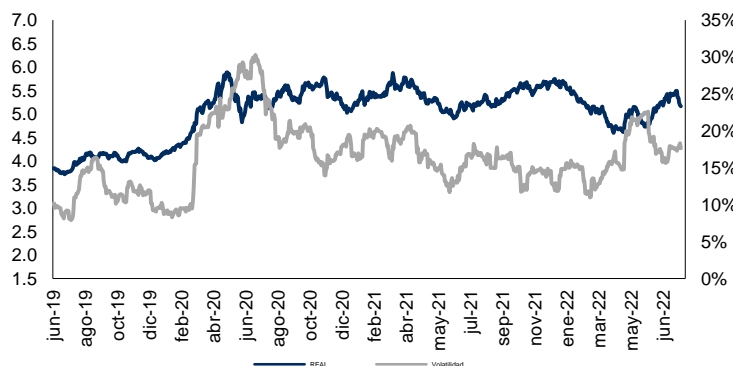
**Yen Japonés (¥)** Cierre: 133.23 Volat: 9.7%



**Libra Esterlina (£)** Cierre: 0.82 Volat: 7.8%



**Real Brasileño** Cierre: 5.17 Volat: 17.6%



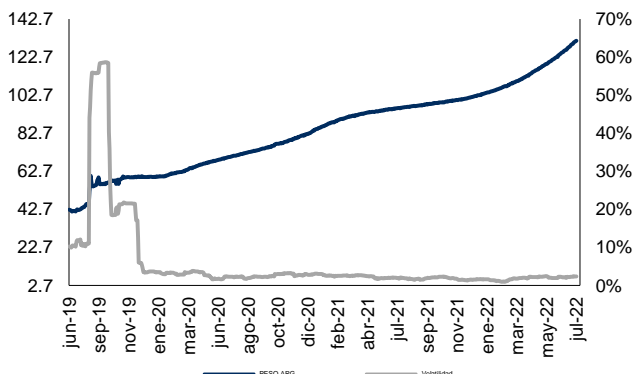
**Dólar Canadiense** Cierre: 1.28 Volat: 7.5%



**Peso Mexicano** Cierre: 20.34 Volat: 12.0%



**Peso Argentino** Cierre: 131.26 Volat: 2.4%



Moneda	Ultimo	7d	30d	Acumulado
Euro	0.98	0.14%	-2.08%	-10.14%
Yen	133.23	2.14%	2.54%	-13.65%
Libra	0.82	1.53%	0.47%	-9.96%
Real	5.17	6.34%	0.26%	7.77%
Dólar Can	1.28	0.95%	0.69%	-1.16%
Peso Mex	20.34	0.98%	-0.82%	0.74%
Peso Arg	131.26	-1.17%	-4.74%	-21.77%

Cifras al 29 de julio de 2022. Cotizaciones con respecto al USD.

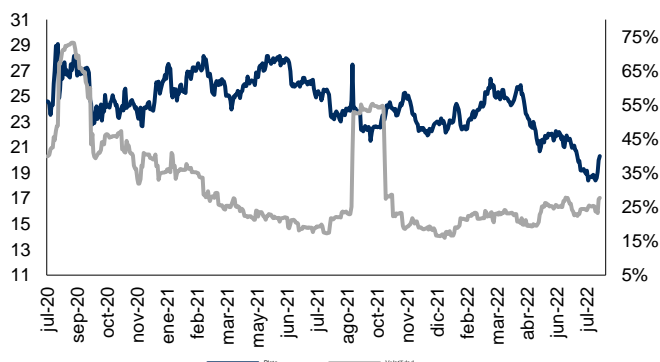


# Monitor de Metales y Otros Commodities

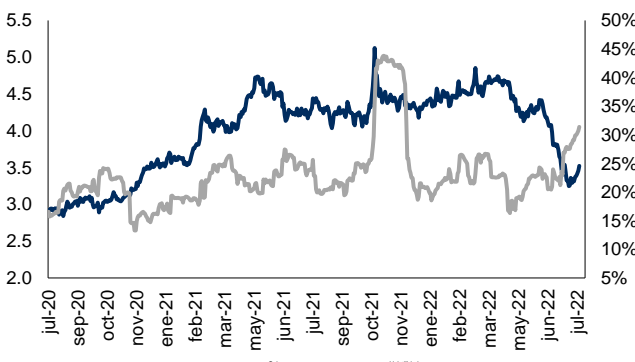
**Oro (USD / T. Oz.)** Cierre: 1,765.174 Volat: 12.1%



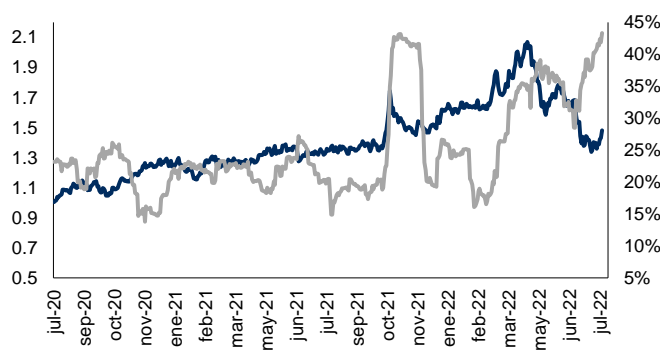
**Plata (USD / T. Oz.)** Cierre: 20.324 Volat: 27.6%



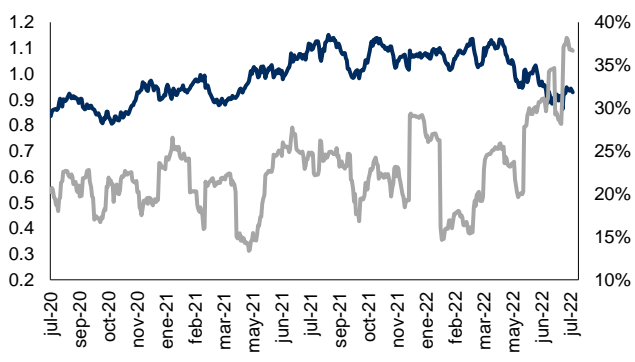
**Cobre (USD / libra)** Cierre: 3.522 Volat: 31.4%



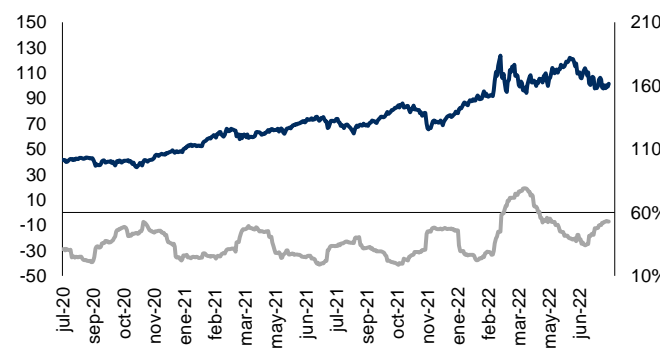
**Zinc (USD / libra)** Cierre: 1.481 Volat: 43.3%



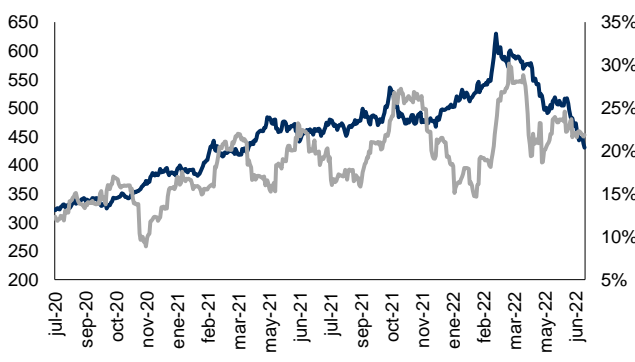
**Plomo (US\$ / libra)** Cierre: 0.908 Volat: 36.7%



**WTI (US\$ / barril)** Cierre: 101.560 Volat: 52.9%



**Acero (Indice)** Cierre: 439.846 Volat: 27.0%



Metal	Ultimo	7d	30d	Acumulado
Oro	1765.17	2.26%	-2.92%	-3.50%
Plata	20.32	9.38%	-2.00%	-12.66%
Cobre	3.52	6.32%	-7.11%	-20.14%
Plomo	0.91	-1.12%	1.86%	-13.98%
Zinc	1.48	8.93%	-3.69%	-8.80%
WTI	101.56	3.83%	-9.20%	34.73%
Acero	439.85	4.47%	-1.74%	-12.23%