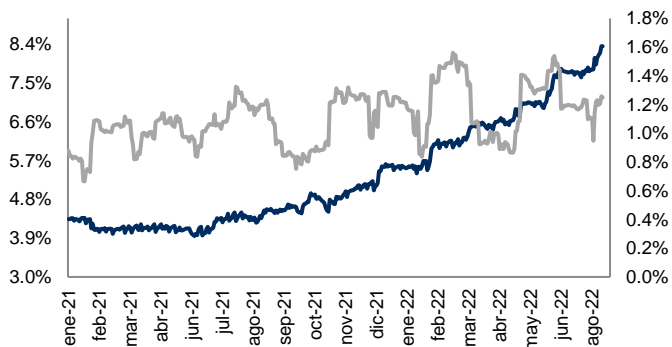


Monitor de Mercados Financieros

ABs y Volatilidad

Cierre: 8.4%

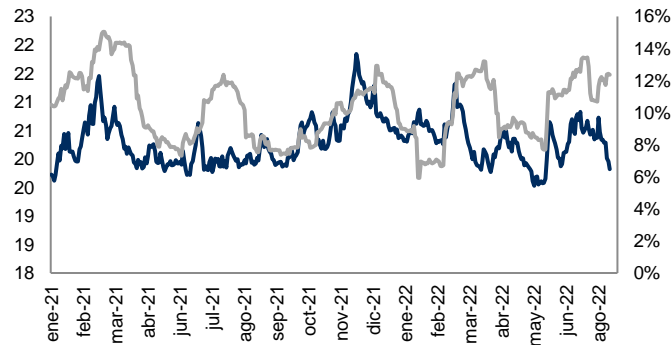
Volat: 1.2%



Tipo Cambio y Volatilidad

Cierre: 19.8230

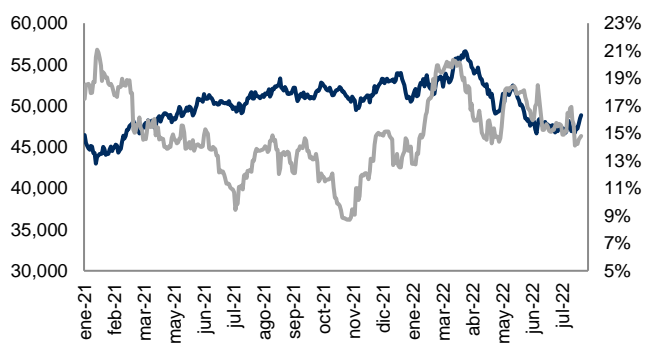
Volat: 12.4%



IPC y Volatilidad

Cierre: 48,853.37

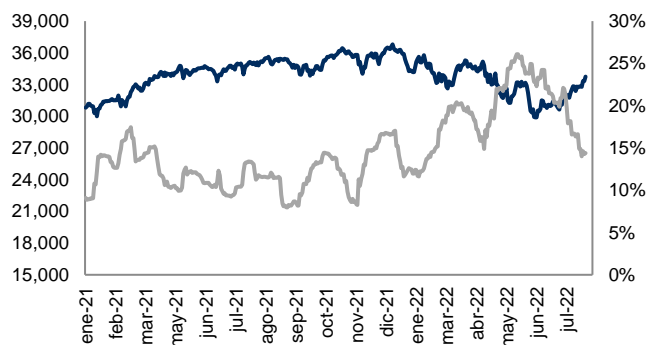
Volat: 14.8%



DJI y Volatilidad

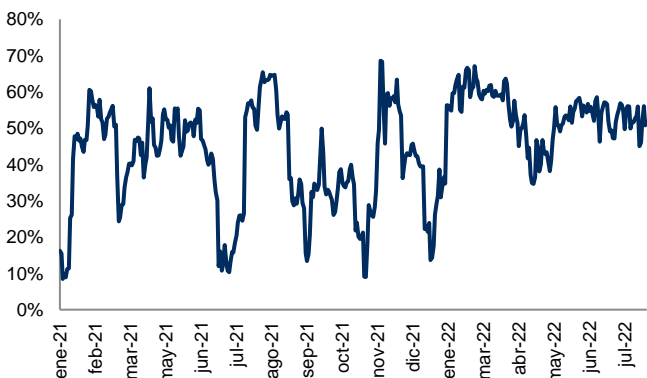
Cierre: 33,761.05

Volat: 14.4%



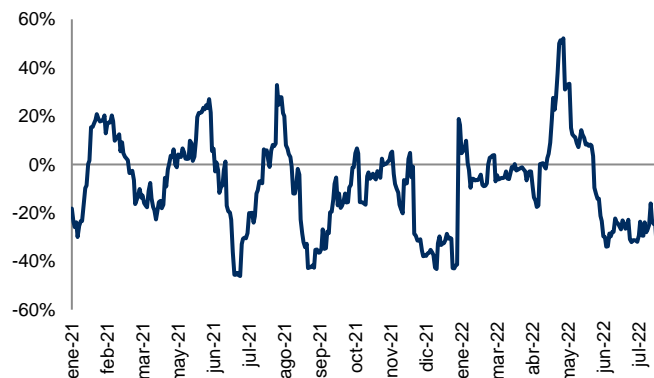
Correlación entre IPC y DJI

Correl: 51.8%



Correlación entre Tipo Cambio y ABs

Correl: -32.5%



Correlación entre IPC y Tipo Cambio

Correl: -43.1%



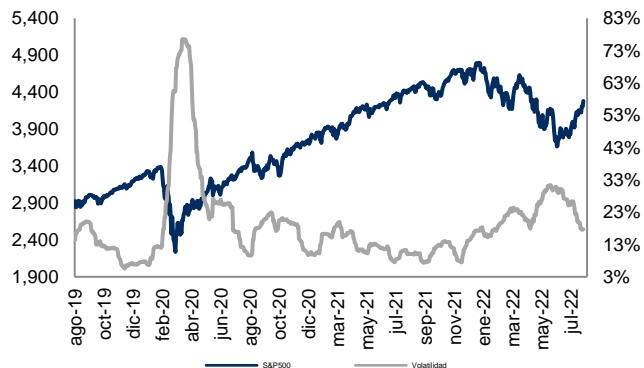
Correlación entre IPC y Abs

Correl: 16.3%

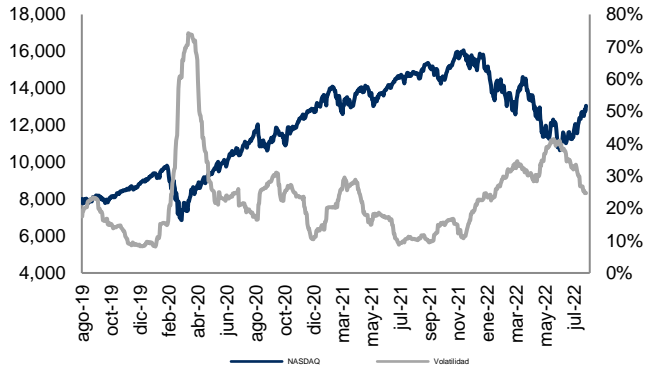


Monitor de Mercados

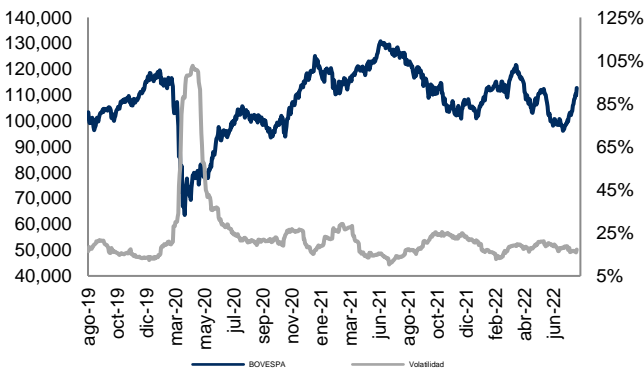
S&P 500 (EUA) Cierre: 4,280.15 Volat: 17.7%



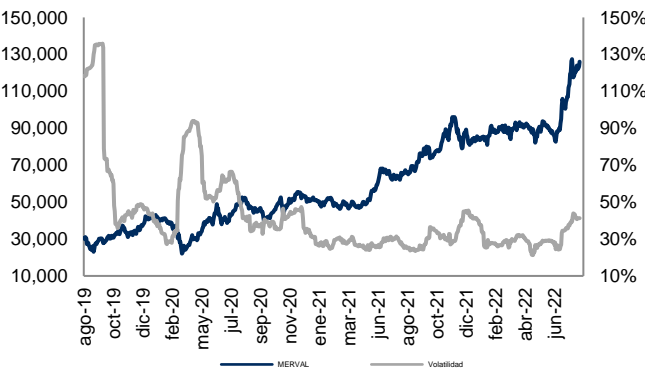
NASDAQ (EUA) Cierre: 13,047.19 Volat: 24.7%



BOVESPA (Sao Paulo) Cierre: 112,764.26 Volat: 17.3%



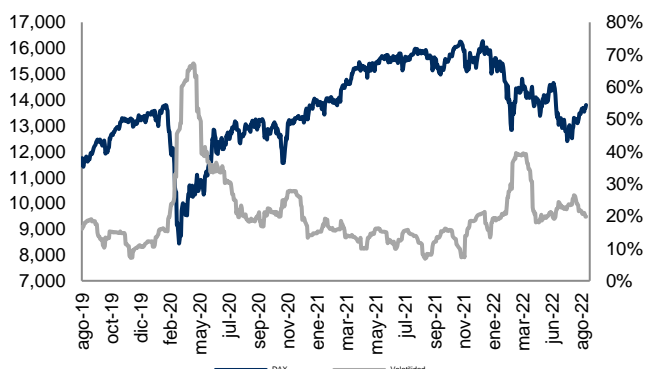
MERVAL (Buenos Aires) Cierre: 125,979.57 Volat: 41.3%



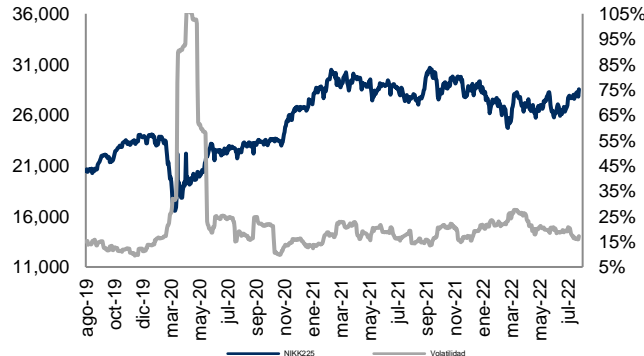
FTSE-100 (Londres) Cierre: 7,500.89 Volat: 13.5%



DAX (Frankfurt) Cierre: 13,795.85 Volat: 19.9%



NIKKEI-225 (Tokio) Cierre: 28,546.98 Volat: 17.2%



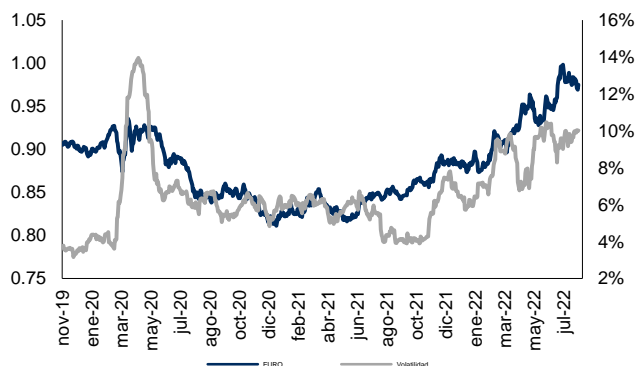
Índice	Rend. 7d	Rend. 30d	Rend. Año
S&P 500	3.26%	12.58%	-10.20%
NASDAQ	3.08%	16.00%	-16.60%
BOVESPA	7.81%	22.53%	18.11%
MERVAL	2.72%	16.99%	15.11%
FTSE100	1.31%	6.96%	-8.92%
DAX	2.40%	10.32%	-21.70%
NIKK225	2.45%	10.98%	-14.55%
IPC	7.64%	7.61%	-5.24%
DJI	2.92%	9.71%	-7.09%
CAC40	2.03%	11.42%	-17.40%
HANGSENG	0.05%	-2.82%	-13.14%
TSE300	4.12%	10.12%	-5.83%
IBEX	3.62%	7.86%	-13.09%

Cifras al 12 de agosto de 2022. Índices en USD.

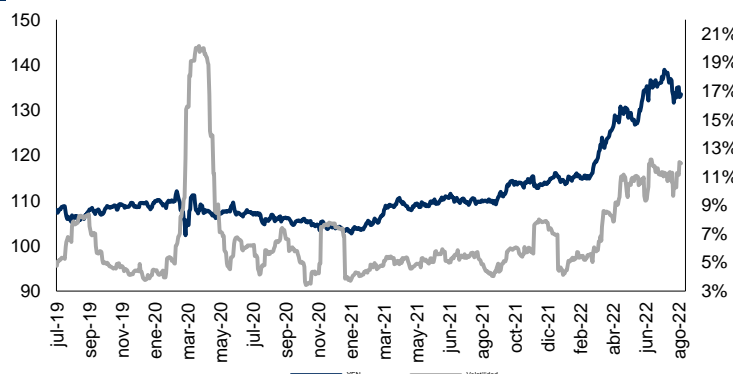


Monitor de Divisas

Euro (€) Cierre: 0.97 Volat: 10.0%



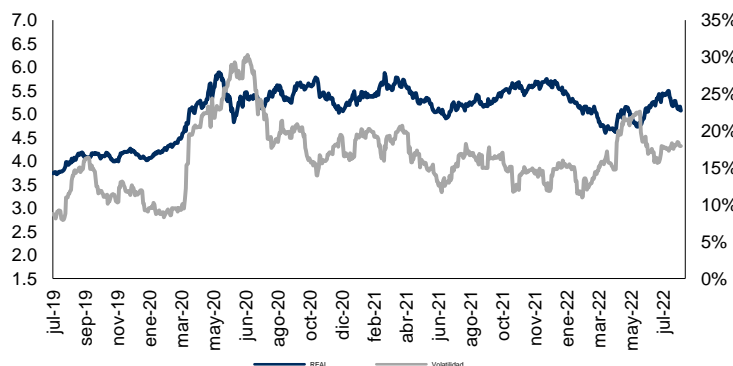
Yen Japonés (¥) Cierre: 133.48 Volat: 12.0%



Libra Esterlina (£) Cierre: 0.82 Volat: 8.7%



Real Brasileño Cierre: 5.07 Volat: 17.9%



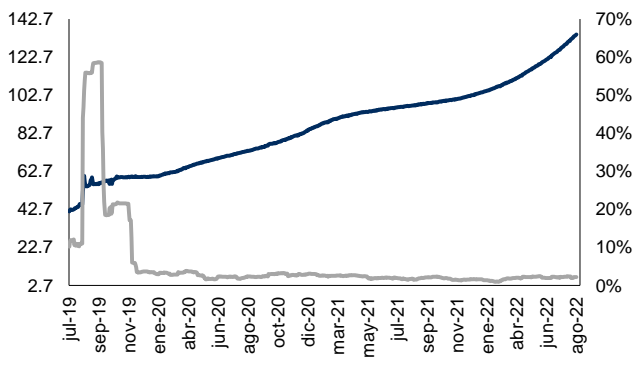
Dólar Canadiense Cierre: 1.28 Volat: 8.0%



Peso Mexicano Cierre: 19.88 Volat: 13.1%



Peso Argentino Cierre: 134.58 Volat: 2.2%



Moneda	Ultimo	7d	30d	Acumulado
Euro	0.97	0.76%	2.01%	-9.84%
Yen	133.48	1.12%	2.94%	-13.81%
Libra	0.82	0.49%	2.04%	-10.33%
Real	5.07	1.80%	6.36%	9.79%
Dólar Can	1.28	1.23%	1.58%	-0.99%
Peso Mex	19.88	2.60%	4.41%	3.08%
Peso Arg	134.58	-1.34%	-5.02%	-23.70%

Cifras al 12 de agosto de 2022. Cotizaciones con respecto al USD.



Monitor de Metales y Otros Commodities

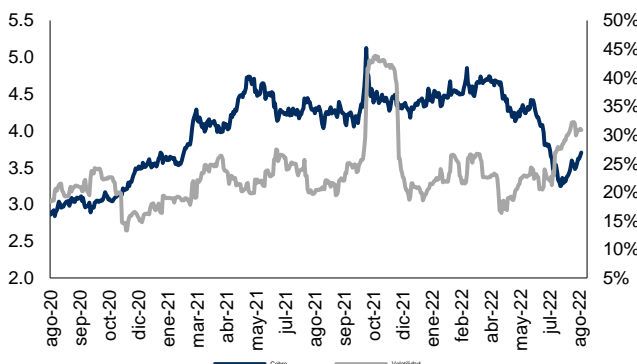
Oro (USD / T. Oz.) Cierre: 1,801.761 Volat: 13.5%



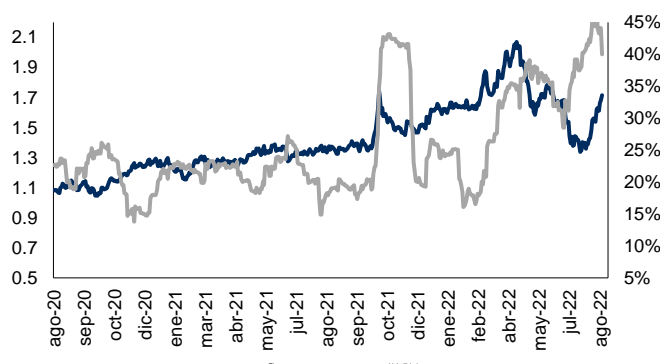
Plata (USD / T. Oz.) Cierre: 20.810 Volat: 29.7%



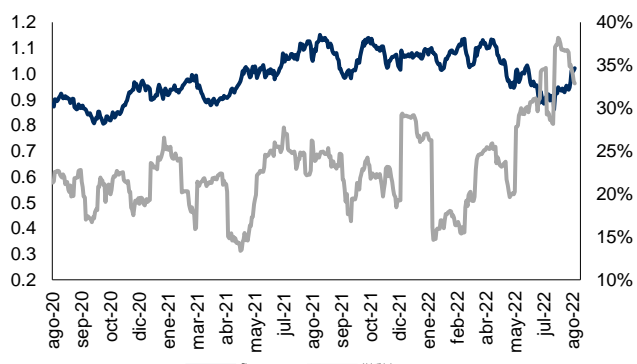
Cobre (USD / libra) Cierre: 3.704 Volat.: 30.8%



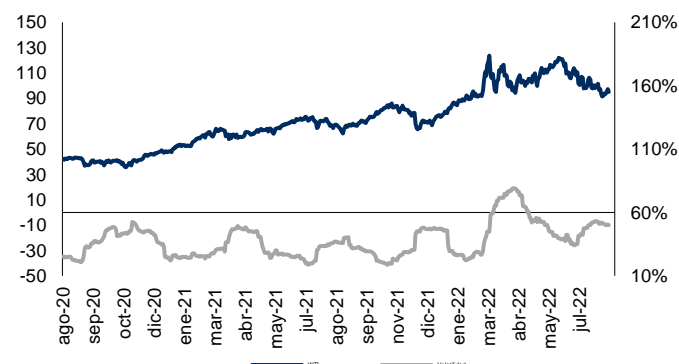
Zinc (USD / libra) Cierre: 1.716 Volat: 40.0%



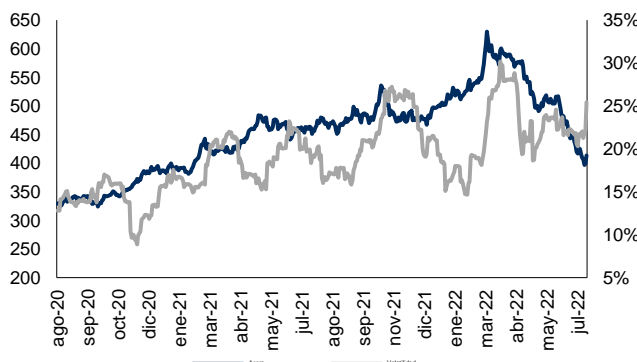
Plomo (US\$ / libra) Cierre: 1.002 Volat: 32.9%



WTI (US\$ / barril) Cierre: 95.110 Volat: 50.1%



Acero (Indice) Cierre: 443.796 Volat: 25.9%



Metal	Ultimo	7d	30d	Acumulado
Oro	1801.76	1.56%	3.88%	-1.50%
Plata	20.81	4.70%	8.52%	-10.57%
Cobre	3.70	5.77%	11.32%	-16.03%
Plomo	1.00	8.13%	12.02%	-5.08%
Zinc	1.72	5.75%	21.09%	5.65%
WTI	95.11	3.36%	-3.58%	26.17%
Acero	443.80	2.19%	9.04%	-11.44%