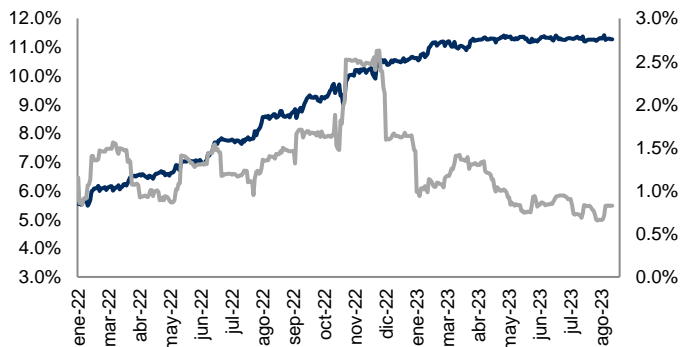
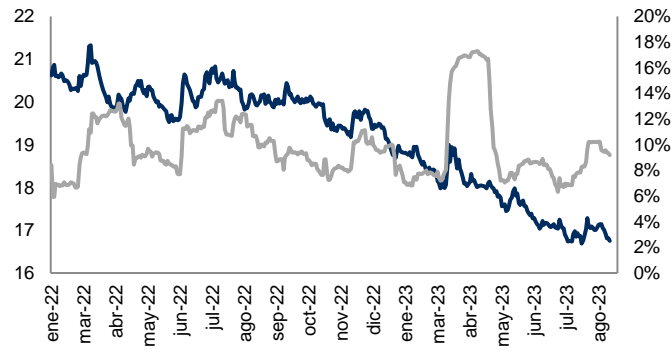


Monitor de Mercados Financieros

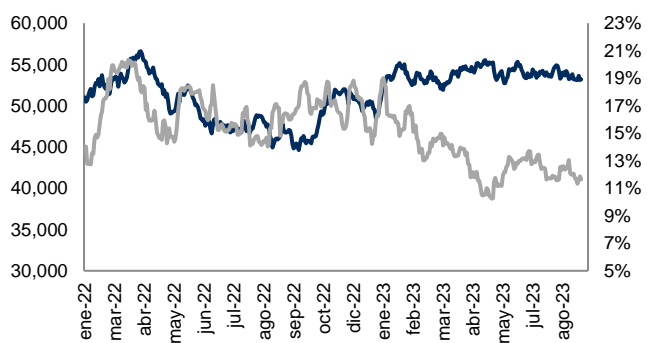
ABs y Volatilidad Cierre: 11.3% Volat: 0.8%



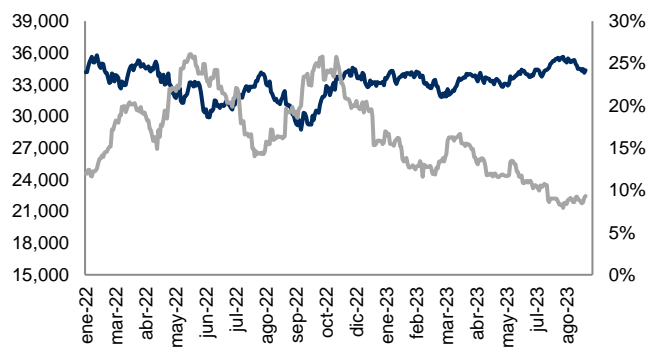
Tipo Cambio y Volatilidad Cierre: 16.7530 Volat: 9.2%



IPC y Volatilidad Cierre: 53,191.53 Volat: 11.6%



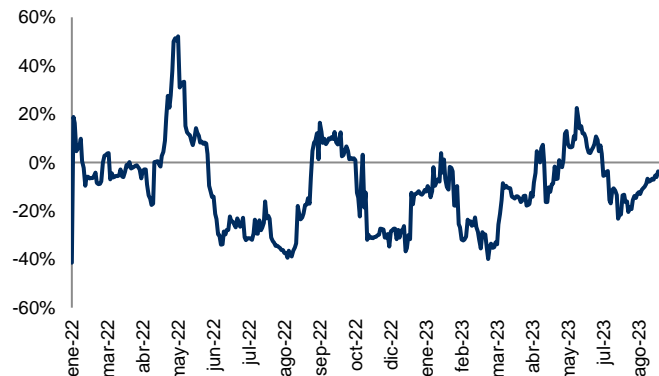
DJI y Volatilidad Cierre: 34,346.90 Volat: 9.3%



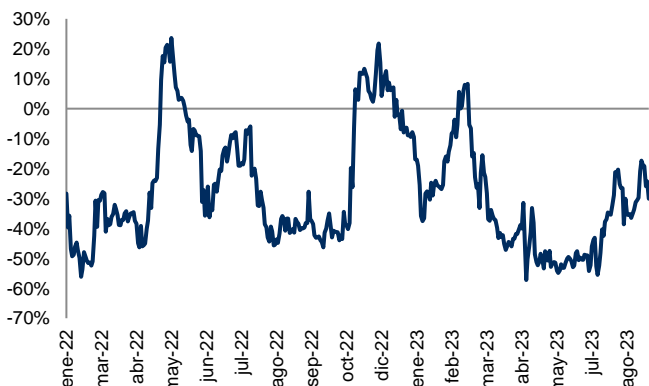
Correlación entre IPC y DJI Correl: 20.0%



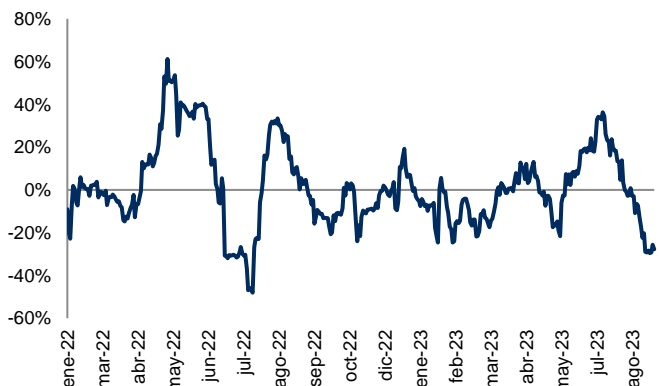
Correlación entre Tipo Cambio y ABs Correl: -5.5%



Correlación entre IPC y Tipo Cambio Correl: -30.1%

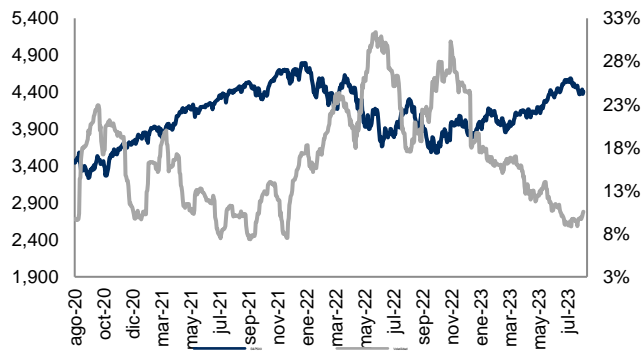


Correlación entre IPC y Abs Correl: -27.7%

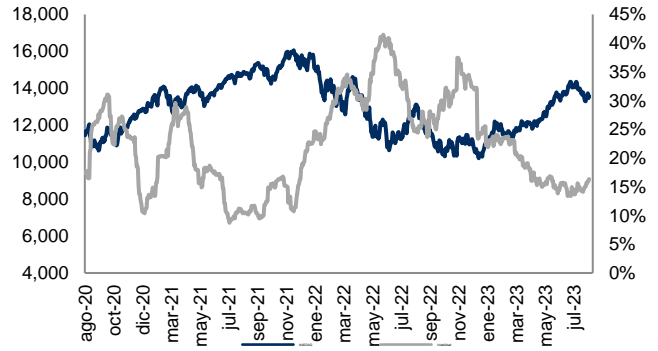


Monitor de Mercados

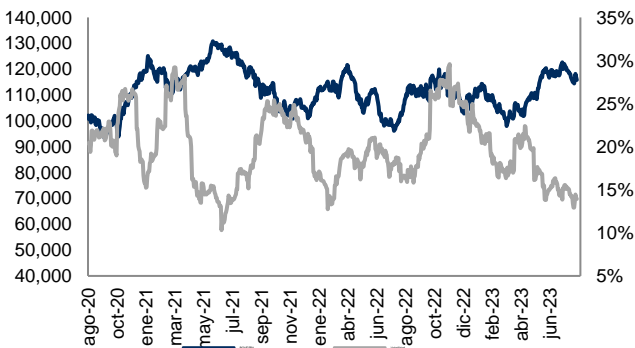
S&P 500 (EUA) Cierre: 4,405.71 Volat: 10.6%



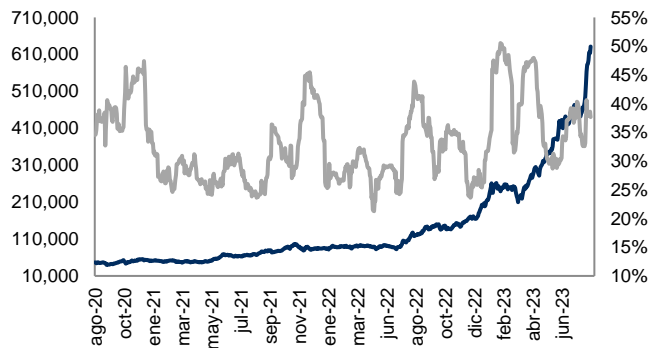
NASDAQ (EUA) Cierre: 13,590.65 Volat: 16.3%



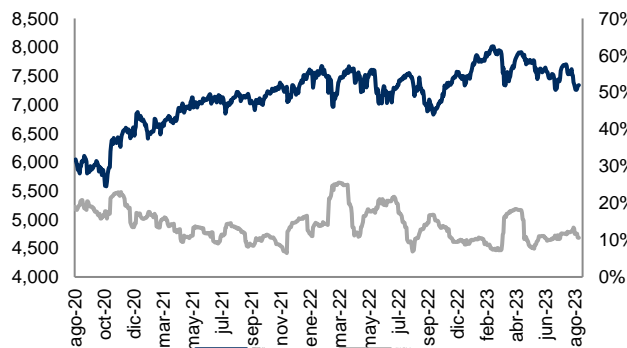
BOVESPA (Sao Paulo) Cierre: 115,837.20 Volat: 13.9%



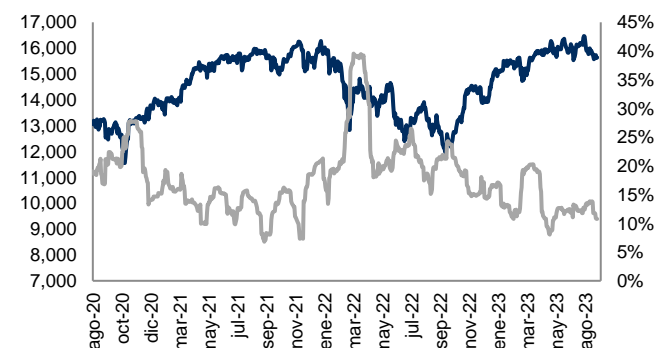
MERVAL (Buenos Aires) Cierre: 631,166.07 Volat: 37.7%



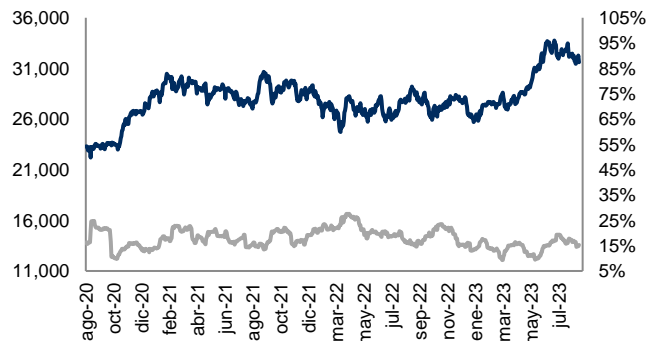
FTSE-100 (Londres) Cierre: 7,338.58 Volat: 10.6%



DAX (Frankfurt) Cierre: 15,631.82 Volat: 10.8%



NIKKEI-225 (Tokio) Cierre: 31,624.28 Volat: 15.2%



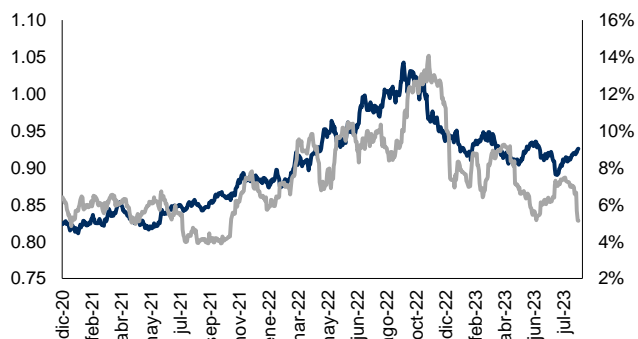
Índice	Rend. 7d	Rend. 30d	Rend. Año
S&P 500	0.82%	-3.53%	14.75%
NASDAQ	2.26%	-3.80%	29.85%
BOVESPA	2.40%	-8.10%	14.55%
MERVAL	8.01%	4.29%	57.72%
FTSE100	-0.17%	-7.02%	2.41%
DAX	-0.23%	-5.57%	13.30%
NIKK225	-0.16%	-7.30%	8.53%
IPC	1.86%	-1.76%	27.81%
DJI	-0.45%	-3.30%	3.62%
CAC40	0.31%	-3.69%	12.70%
HANGSENG	0.80%	-6.94%	-8.80%
TSE300	-0.28%	-6.33%	1.93%
IBEX	0.17%	-5.21%	14.53%

Cifras al 25 de agosto de 2023. Índices en USD.

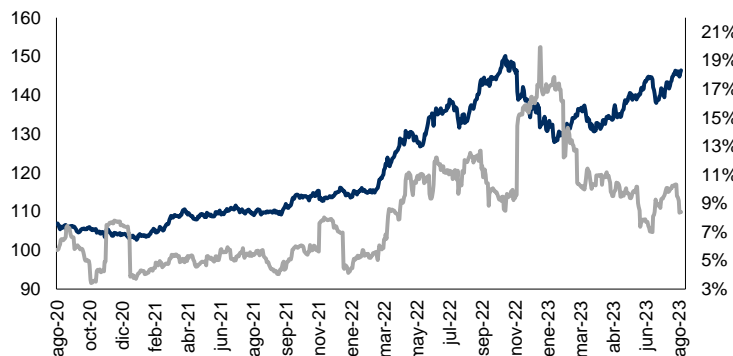


Monitor de Divisas

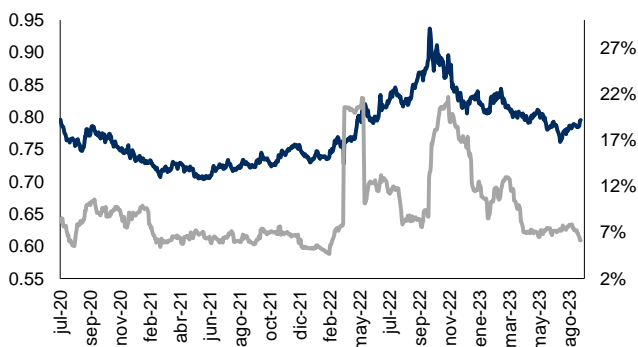
Euro (€) Cierre: 0.93 Volat: 5.1%



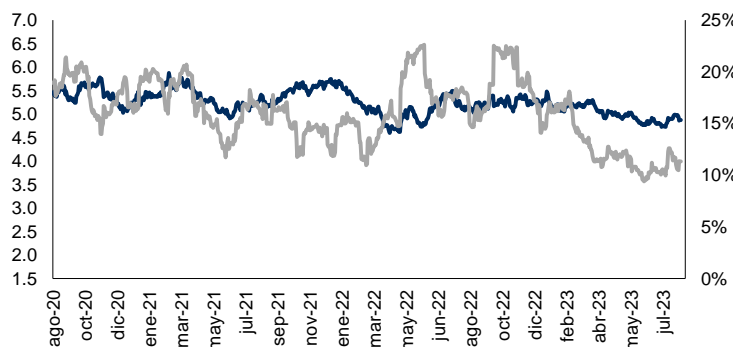
Yen Japonés (¥) Cierre: 146.41 Volat: 8.4%



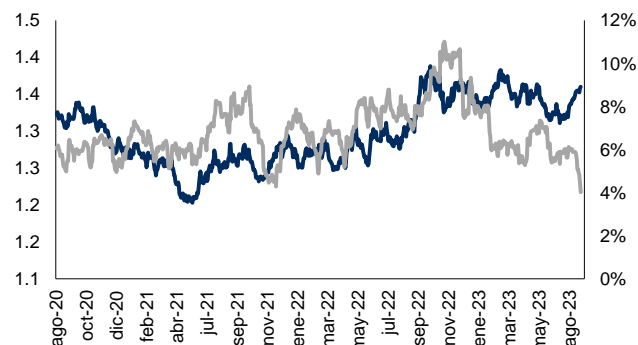
Libra Esterlina (£) Cierre: 0.80 Volat: 6.1%



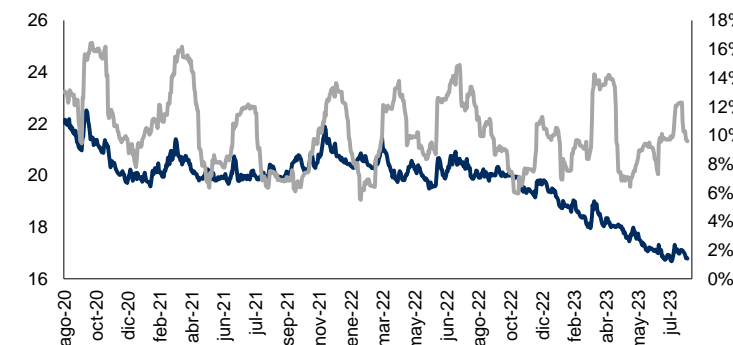
Real Brasileño Cierre: 4.87 Volat: 11.3%



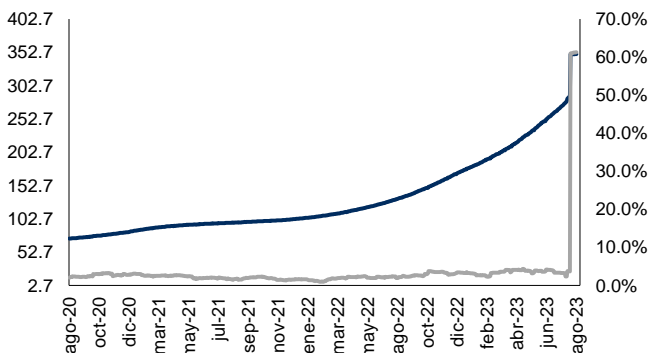
Dólar Canadiense Cierre: 1.36 Volat: 4.0%



Peso Mexicano Cierre: 16.78 Volat: 9.6%



Peso Argentino Cierre: 350.00 Volat: 61.3%



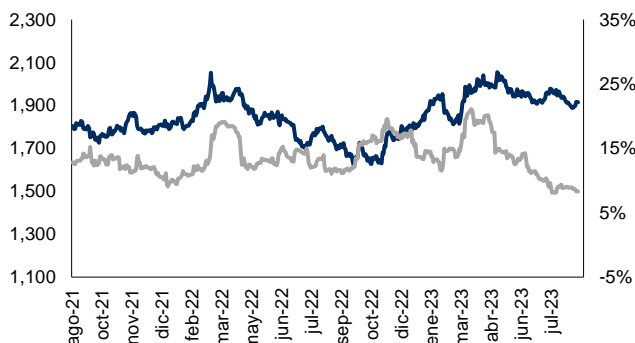
Moneda	Ultimo	7d	30d	Acumulado
Euro	0.93	-0.60%	-2.55%	0.92%
Yen	146.41	-0.71%	-4.23%	-10.45%
Libra	0.80	-1.20%	-2.73%	3.99%
Real	4.87	2.02%	-2.77%	8.52%
Dólar Can	1.36	-0.37%	-2.90%	-0.39%
Peso Mex	16.78	1.54%	0.48%	16.23%
Peso Arg	350.00	-0.01%	-22.16%	-49.50%

Cifras al 25 de agosto de 2023. Cotizaciones con respecto al USD.

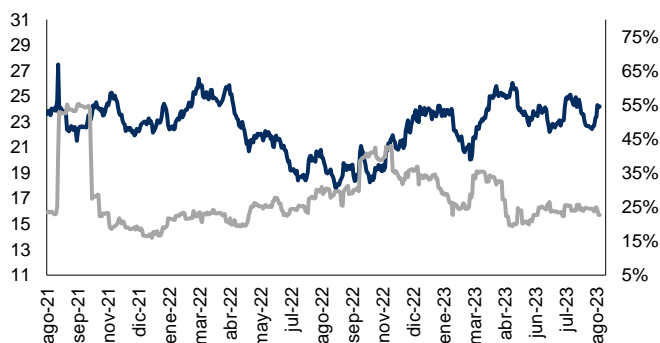


Monitor de Metales y Otros Commodities

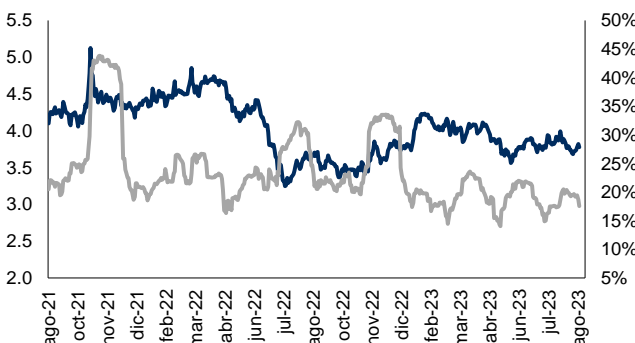
Oro (USD / T. Oz.) Cierre: 1,914.526 Volat: 8.3%



Plata (USD / T. Oz.) Cierre: 24.219 Volat: 22.6%



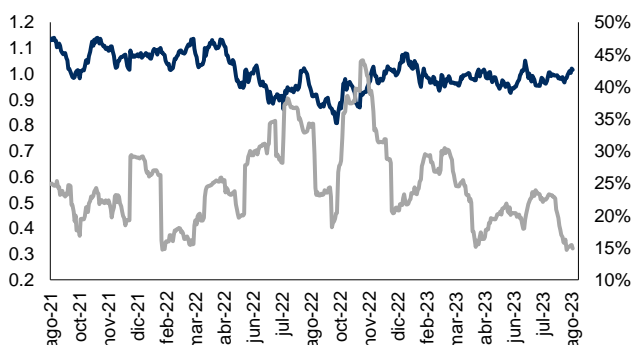
Cobre (USD / libra) Cierre: 3.777 Volat.: 17.6%



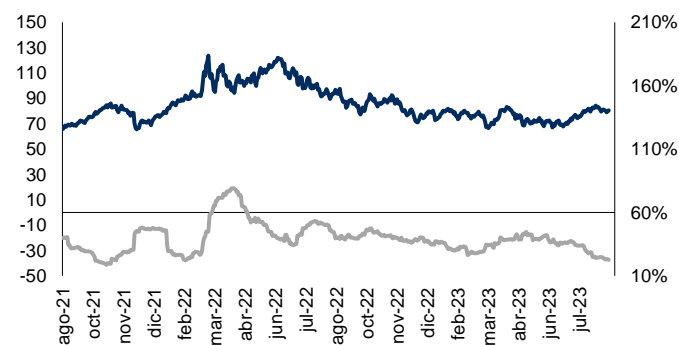
Zinc (USD / libra) Cierre: 1.079 Volat: 24.5%



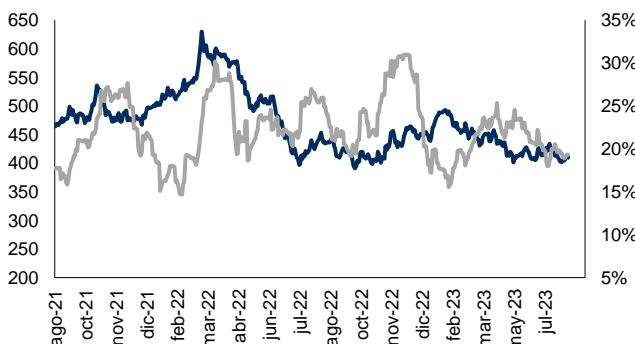
Plomo (US\$ / libra) Cierre: 0.996 Volat: 14.9%



WTI (US\$ / barril) Cierre: 80.620 Volat: 22.6%



Acero (Indice) Cierre: 409.678 Volat: 19.3%



Metal	Ultimo	7d	30d	Acumulado
Oro	1914.53	1.39%	-2.95%	4.94%
Plata	24.22	6.68%	-2.81%	1.06%
Cobre	3.78	1.53%	-3.64%	-0.99%
Plomo	1.00	2.09%	1.00%	-5.20%
Zinc	1.08	4.04%	-4.10%	-21.08%
WTI	80.62	-0.84%	1.7%	0.51%
Acero	409.68	1.38%	-2.92%	-9.19%