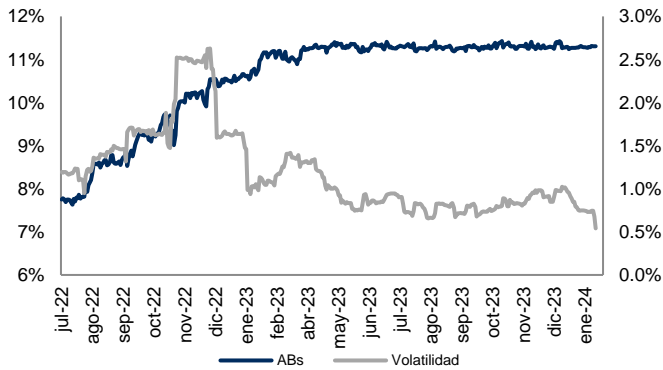
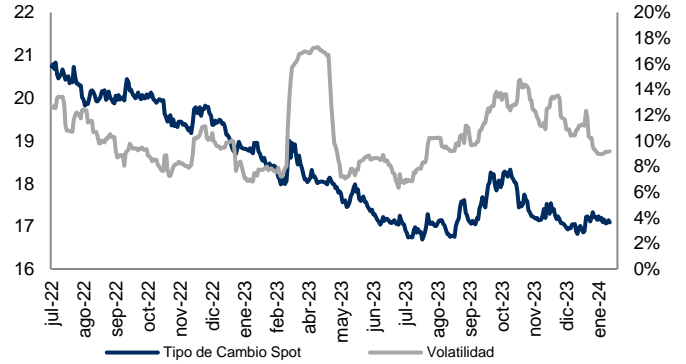


Monitor de Mercados Financieros

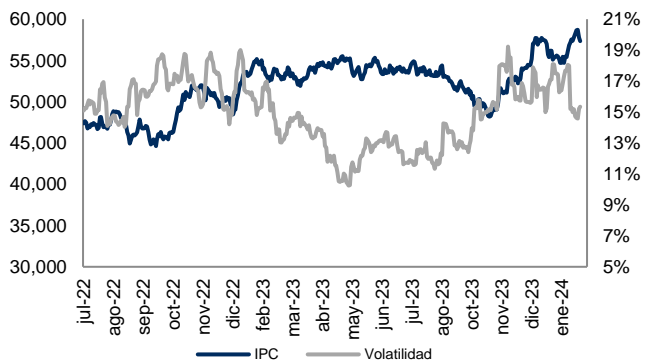
ABs y Volatilidad Cierre: 11.3% Volat: 0.5%



Tipo Cambio y Volatilidad Cierre: 17.0860 Volat: 9.2%



IPC y Volatilidad Cierre: 57,327.50 Volat: 15.4%



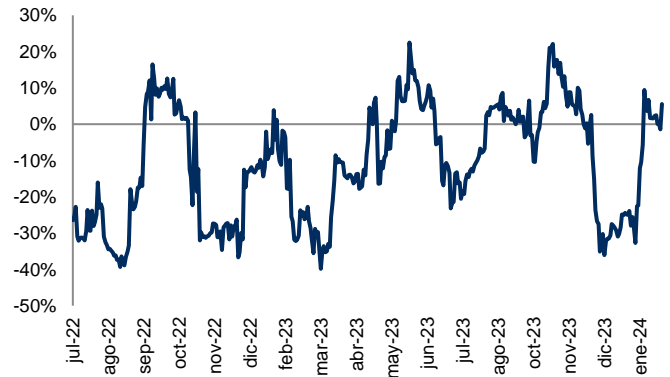
DJI y Volatilidad Cierre: 38,671.69 Volat: 7.3%



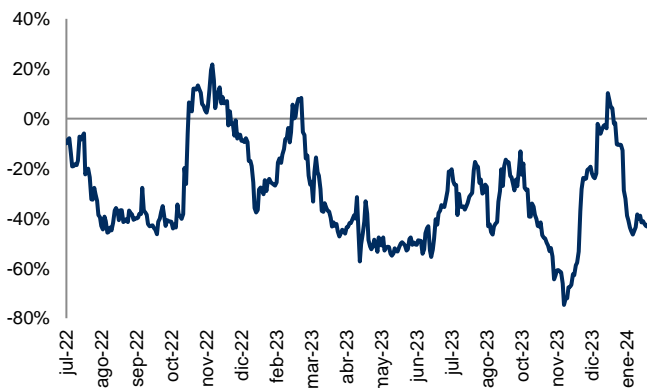
Correlación entre IPC y DJI Correl: 48.3%



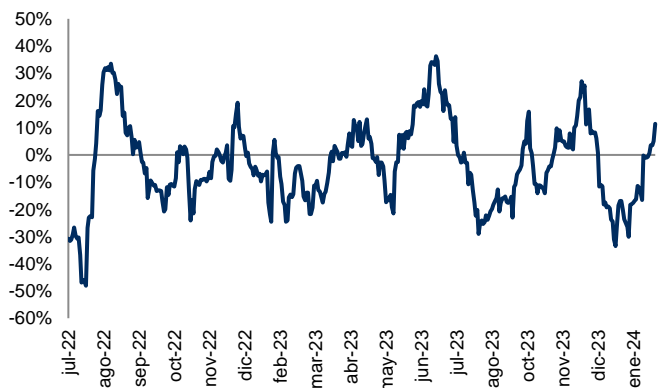
Correlación entre Tipo Cambio y ABs Correl: 5.6%



Correlación entre IPC y Tipo Cambio Correl: -41.8%

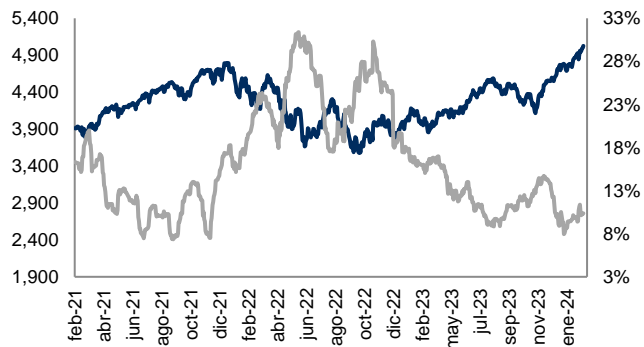


Correlación entre IPC y Abs Correl: 11.4%

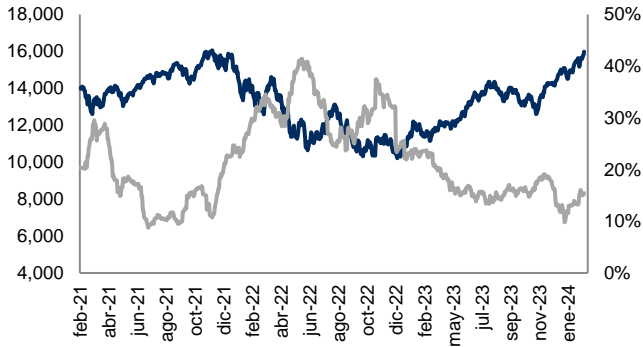


Monitor de Mercados

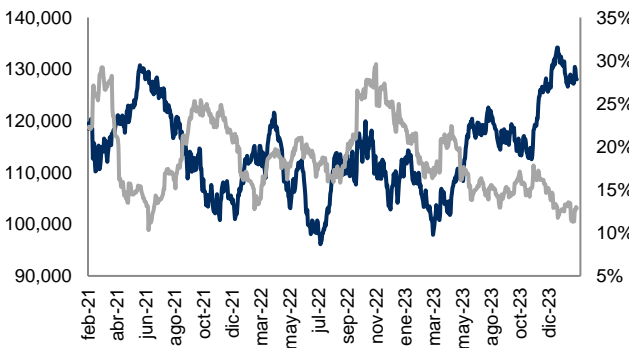
S&P 500 (EUA) Cierre: 5,026.61 Volat: 10.4%



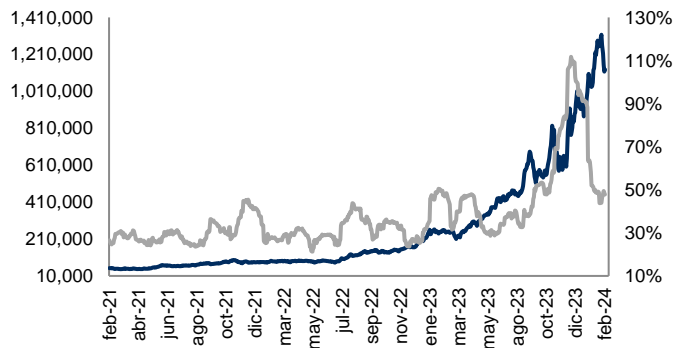
NASDAQ (EUA) Cierre: 15,990.66 Volat: 15.5%



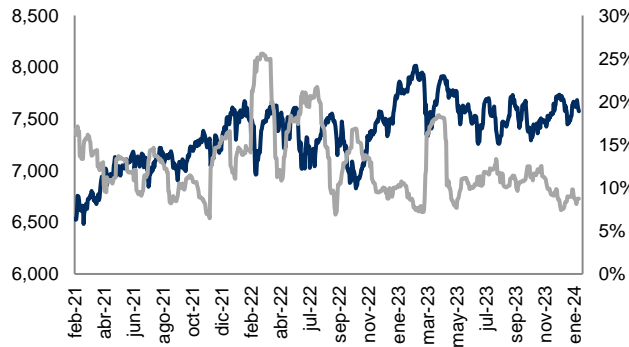
BOVESPA (Sao Paulo) Cierre: 128,025.70 Volat: 12.9%



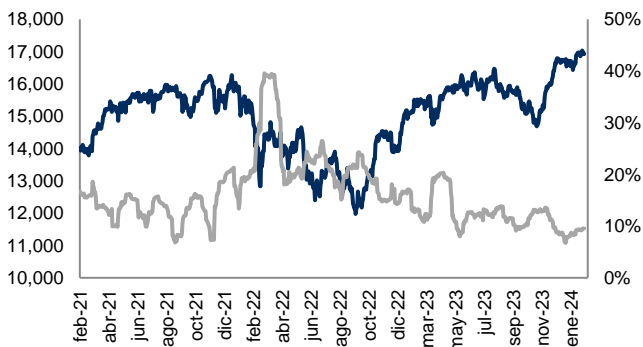
MERVAL (Buenos Aires) Cierre: 1,128,510.82 Volat: 47.9%



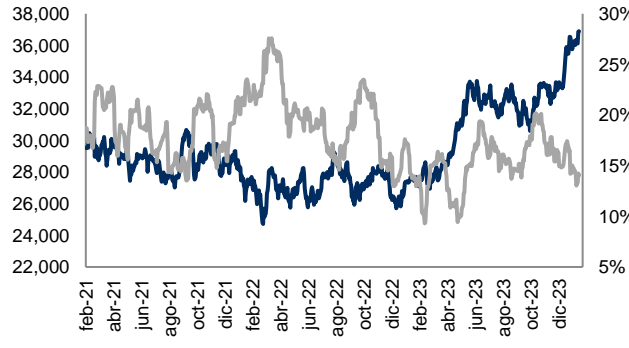
FTSE-100 (Londres) Cierre: 7,572.58 Volat: 8.8%



DAX (Frankfurt) Cierre: 16,926.50 Volat: 9.6%



NIKKEI-225 (Tokio) Cierre: 36,897.42 Volat: 14.0%



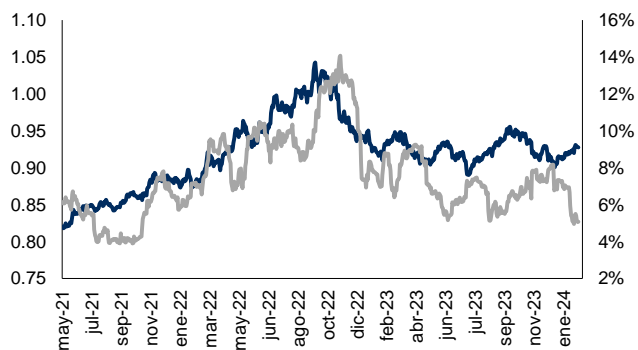
Índice	Rend. 7d	Rend. 30d	Rend. Año
S&P 500	1.37%	5.08%	5.38%
NASDAQ	2.31%	6.82%	6.52%
BOVESPA	1.03%	-3.35%	-6.51%
MERVAL	-14.66%	3.36%	18.06%
FTSE100	-0.65%	-1.97%	-2.91%
DAX	0.03%	-0.33%	-1.29%
NIKK225	1.41%	4.57%	4.13%
IPC	-1.33%	2.87%	-0.84%
DJI	0.04%	2.59%	2.61%
CAC40	0.71%	1.21%	-0.96%
HANGSENG	2.22%	-1.65%	-7.00%
TSE300	-0.34%	-0.50%	-1.30%
IBEX	-1.67%	-3.39%	-4.30%

Cifras al 09 de febrero de 2024. Índices en USD.

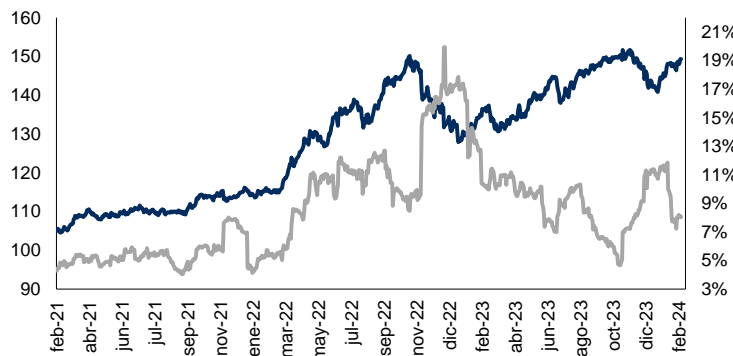


Monitor de Divisas

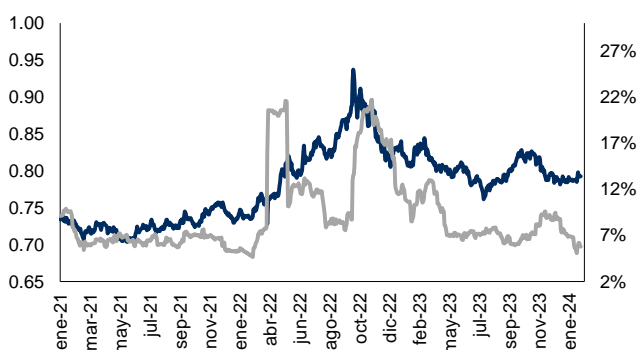
Euro (€) Cierre: 0.93 Volat: 5.1%



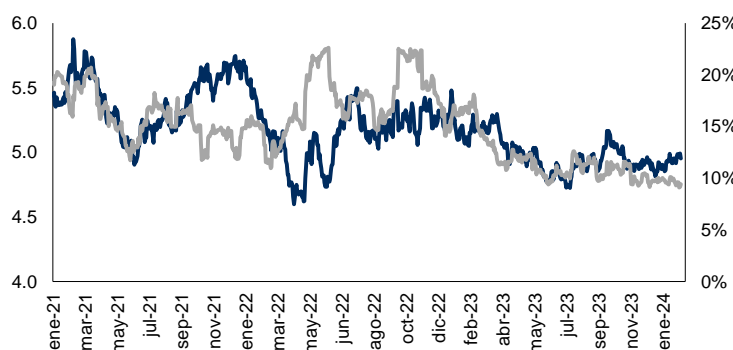
Yen Japonés (¥) Cierre: 149.30 Volat: 8.0%



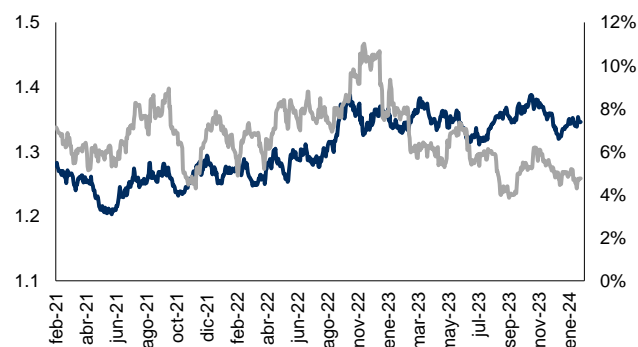
Libra Esterlina (£) Cierre: 0.79 Volat: 5.8%



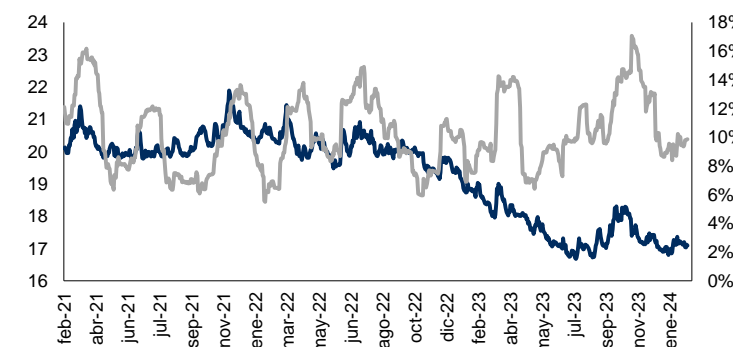
Real Brasileño Cierre: 4.95 Volat: 9.4%



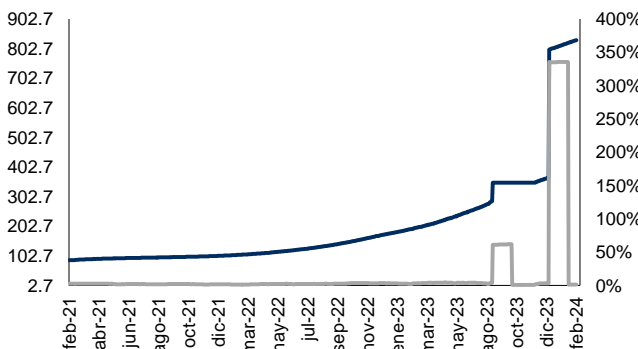
Dólar Canadiense Cierre: 1.35 Volat: 4.7%



Peso Mexicano Cierre: 17.09 Volat: 9.9%



Peso Argentino Cierre: 831.20 Volat: 1.0%



Moneda	Ultimo	7d	30d	Acumulado
Euro	0.93	-0.02%	-1.72%	-2.31%
Yen	149.30	-0.62%	-2.39%	-5.56%
Libra	0.79	-0.09%	-0.94%	-0.85%
Real	4.95	0.37%	-1.23%	-2.01%
Dólar Can	1.35	0.01%	-0.59%	-1.54%
Peso Mex	17.09	0.16%	-0.70%	-1.12%
Peso Arg	831.20	-0.47%	-1.96%	-2.74%

Cifras al 09 de febrero de 2024. Cotizaciones con respecto al USD.



Monitor de Metales y Otros Commodities

Oro (USD / T. Oz.) Cierre: 2,024.157 Volat.: 9.2%



Plata (USD / T. Oz.) Cierre: 22.605 Volat.: 19.2%



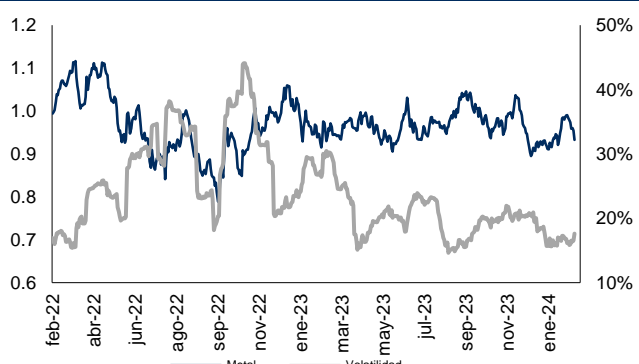
Cobre (USD / libra) Cierre: 3.667 Volat.: 11.4%



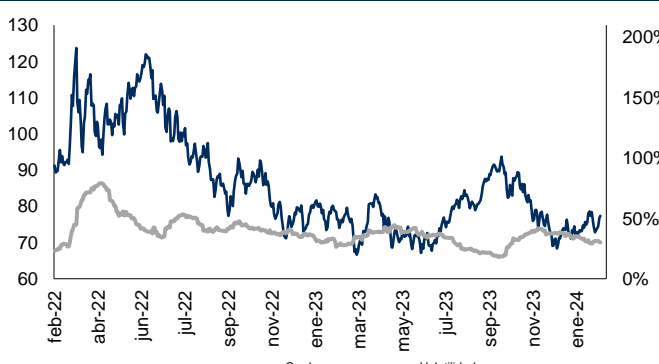
Zinc (USD / libra) Cierre: 1.049 Volat.: 22.3%



Plomo (USD / libra) Cierre: 0.932 Volat.: 17.6%



WTI (USD / barril) Cierre: 77.360 Volat.: 30.0%



Acero (Indice) Cierre: 397.420 Volat.: 11.5%



Metal	Ultimo	7d	30d	Acumulado
Oro	2024.16	-0.71%	-0.06%	-1.86%
Plata	22.60	-0.30%	-1.18%	-4.86%
Cobre	3.67	-4.04%	-2.16%	-5.22%
Plomo	0.93	-4.74%	1.79%	0.15%
Zinc	1.05	-6.31%	-6.70%	-11.94%
WTI	77.36	6.23%	7.4%	6.94%
Acero	397.42	-2.77%	-2.30%	-5.97%

Cifras al 09 de febrero del 2024.

