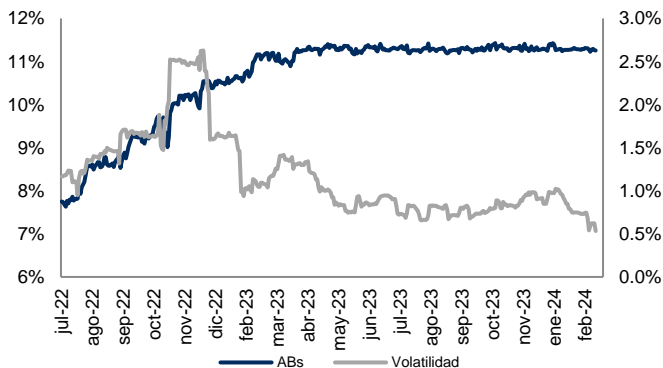
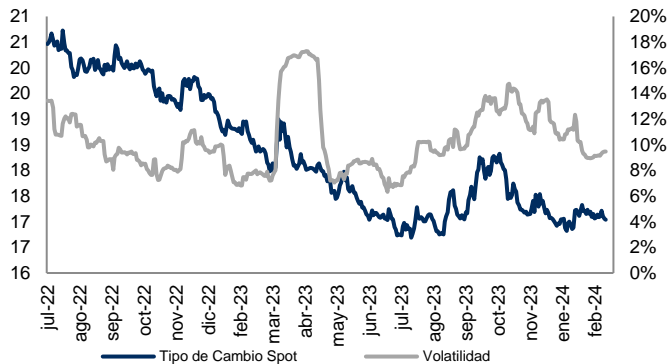


# Monitor de Mercados Financieros

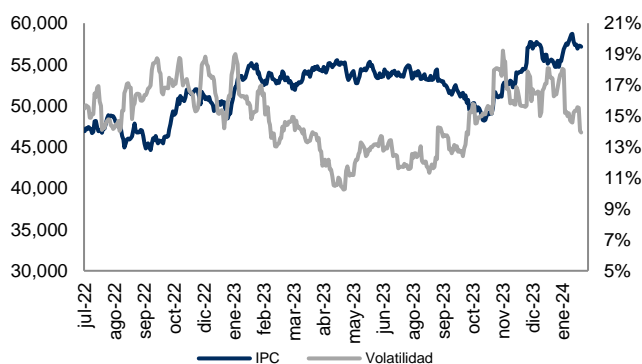
**ABs y Volatilidad** Cierre: 11.3% Volat: 0.5%



**Tipo Cambio y Volatilidad** Cierre: 17.0370 Volat: 9.5%



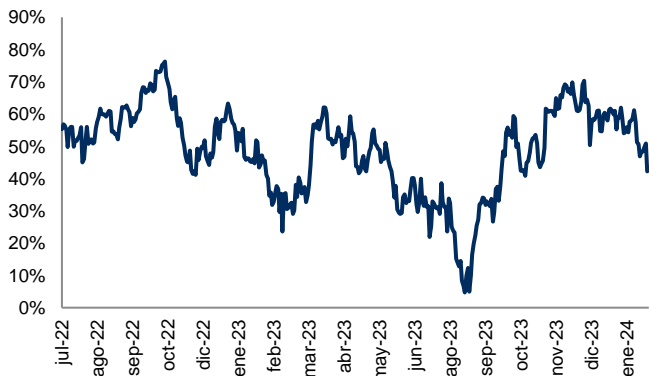
**IPC y Volatilidad** Cierre: 57,132.11 Volat: 13.9%



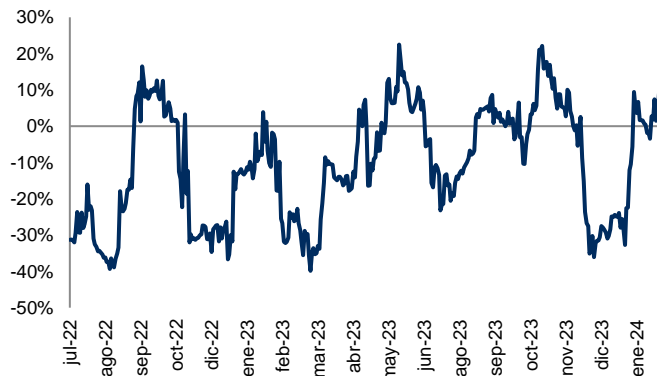
**DJI y Volatilidad** Cierre: 38,627.99 Volat: 8.6%



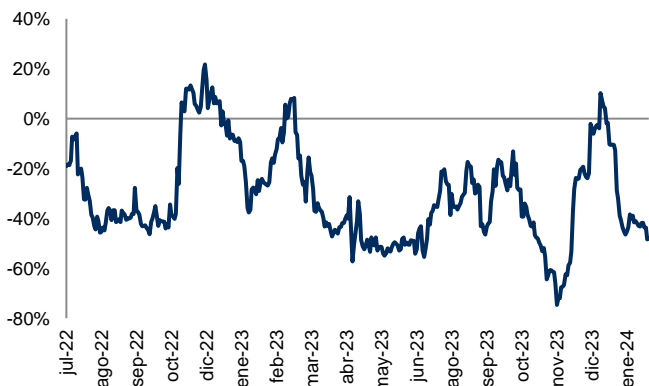
**Correlación entre IPC y DJI** Correl: 42.7%



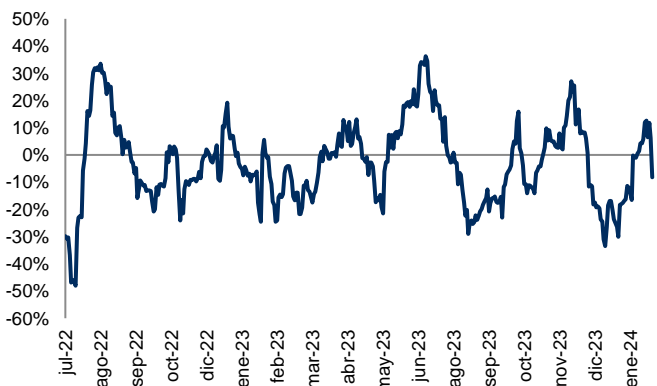
**Correlación entre Tipo Cambio y ABs** Correl: 9.0%



**Correlación entre IPC y Tipo Cambio** Correl: -48.2%

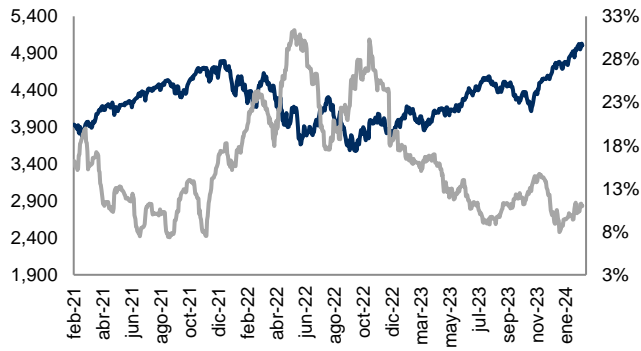


**Correlación entre IPC y Abs** Correl: -8.2%



# Monitor de Mercados

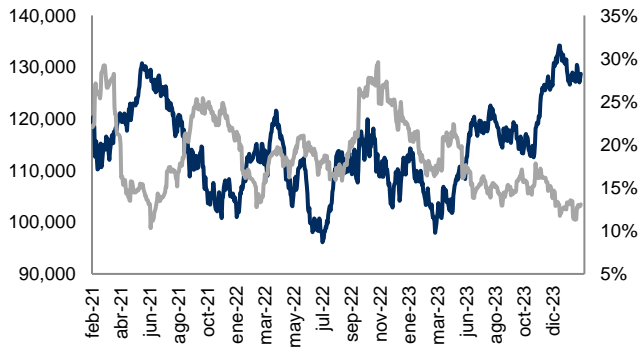
**S&P 500 (EUA)** Cierre: 5,005.57 Volat: 11.0%



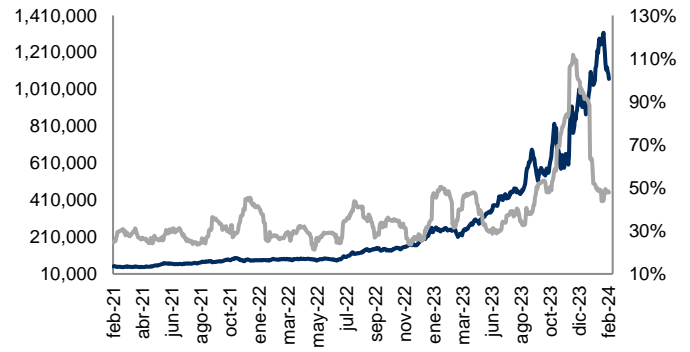
**NASDAQ (EUA)** Cierre: 15,775.65 Volat: 15.4%



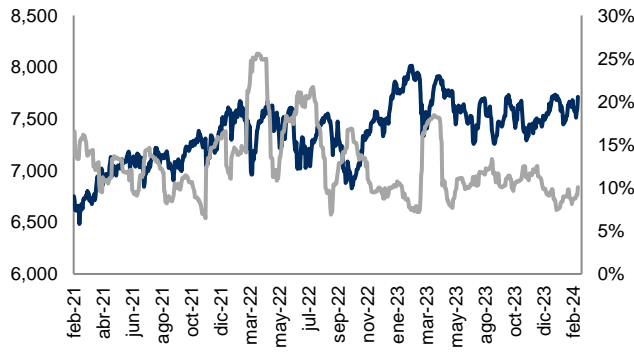
**BOVESPA (Sao Paulo)** Cierre: 128,725.88 Volat: 13.1%



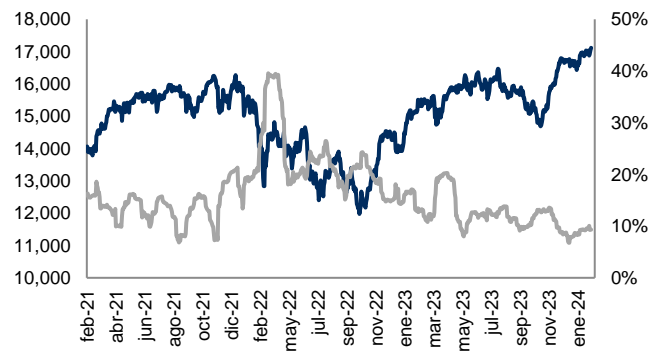
**MERVAL (Buenos Aires)** Cierre: 1,065,368.58 Volat: 47.7%



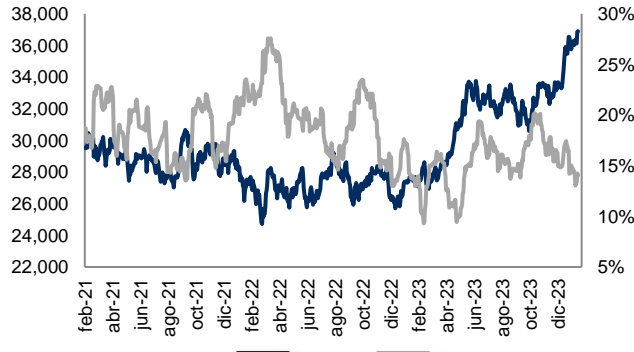
**FTSE-100 (Londres)** Cierre: 7,711.71 Volat: 10.1%



**DAX (Frankfurt)** Cierre: 17,117.44 Volat: 9.3%



**NIKKEI-225 (Tokio)** Cierre: 36,897.42 Volat: 14.0%



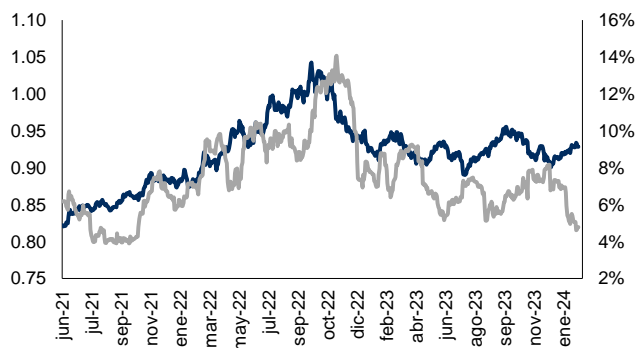
Índice	Rend. 7d	Rend. 30d	Rend. Año
S&P 500	-0.42%	5.62%	4.94%
NASDAQ	-1.34%	6.19%	5.09%
BOVESPA	0.25%	-0.48%	-6.28%
MERVAL	-6.02%	-7.10%	10.95%
FTSE100	1.67%	2.94%	-1.29%
DAX	1.05%	3.15%	-0.25%
NIKK225	-0.61%	2.58%	3.50%
IPC	-0.19%	5.30%	-1.03%
DJI	-0.11%	3.65%	2.49%
CAC40	1.50%	5.10%	0.53%
HANGSENG	2.87%	6.94%	-4.32%
TSE300	0.98%	2.87%	-0.33%
IBEX	-0.18%	-0.80%	-4.47%

Cifras al 16 de febrero de 2024. Índices en USD.

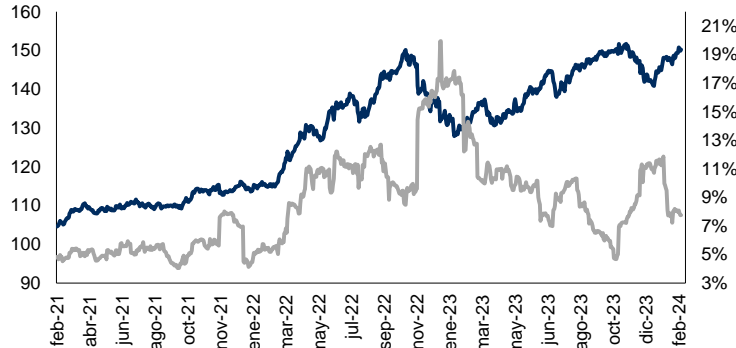


# Monitor de Divisas

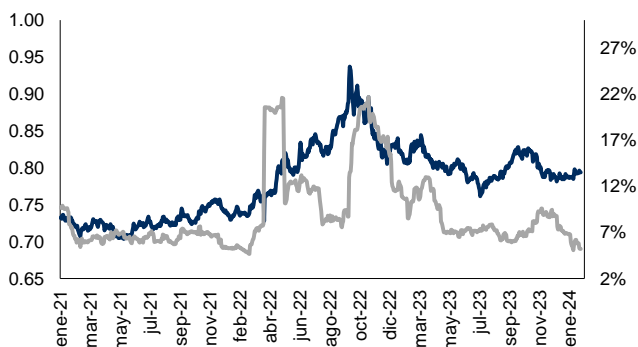
**Euro (€)** Cierre: 0.93 Volat: 4.8%



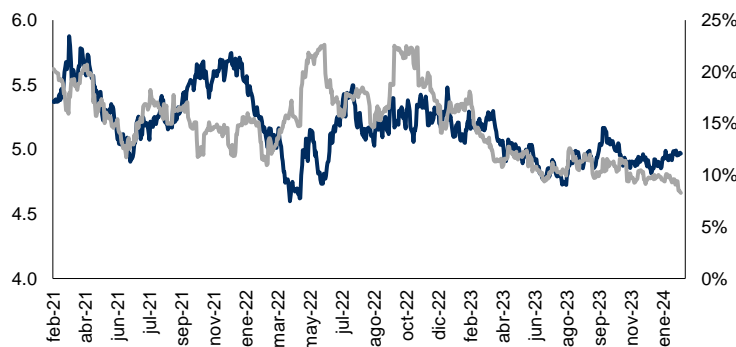
**Yen Japonés (¥)** Cierre: 150.21 Volat: 7.8%



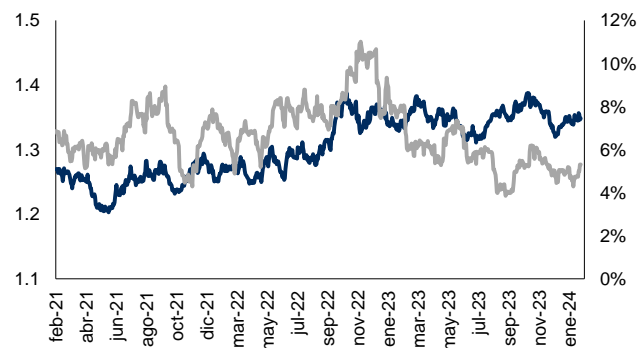
**Libra Esterlina (£)** Cierre: 0.79 Volat: 5.2%



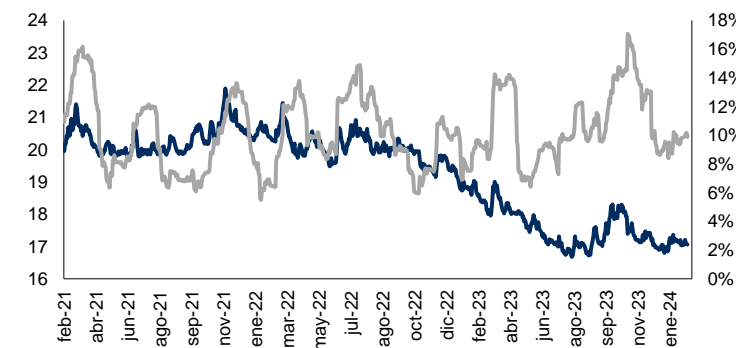
**Real Brasileño** Cierre: 4.97 Volat: 8.3%



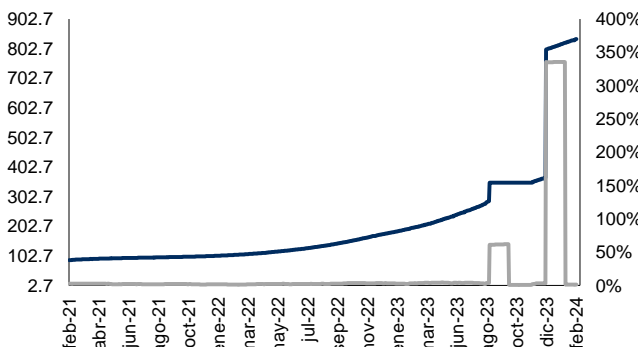
**Dólar Canadiense** Cierre: 1.35 Volat: 5.3%



**Peso Mexicano** Cierre: 17.07 Volat: 9.9%



**Peso Argentino** Cierre: 835.00 Volat: 1.1%



Moneda	Ultimo	7d	30d	Acumulado
<b>Euro</b>	0.93	-0.07%	-0.98%	-2.38%
<b>Yen</b>	150.21	-0.61%	-1.37%	-6.13%
<b>Libra</b>	0.79	-0.17%	-0.61%	-1.01%
<b>Real</b>	4.97	-0.30%	-0.64%	-2.30%
<b>Dólar Can</b>	1.35	-0.19%	0.16%	-1.73%
<b>Peso Mex</b>	17.07	0.16%	1.16%	-0.96%
<b>Peso Arg</b>	835.00	-0.46%	-1.96%	-3.18%

Cifras al 16 de febrero de 2024. Cotizaciones con respecto al USD.

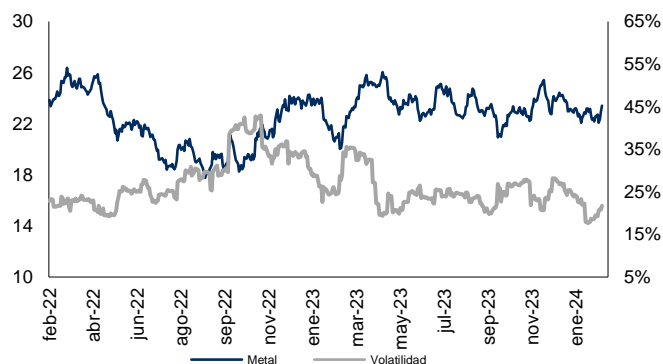


# Monitor de Metales y Otros Commodities

**Oro (USD / T. Oz.)** Cierre: 2,013.101 Volat.: 10.0%



**Plata (USD / T. Oz.)** Cierre: 23.401 Volat.: 21.7%



**Cobre (USD / libra)** Cierre: 3.730 Volat.: 12.5%



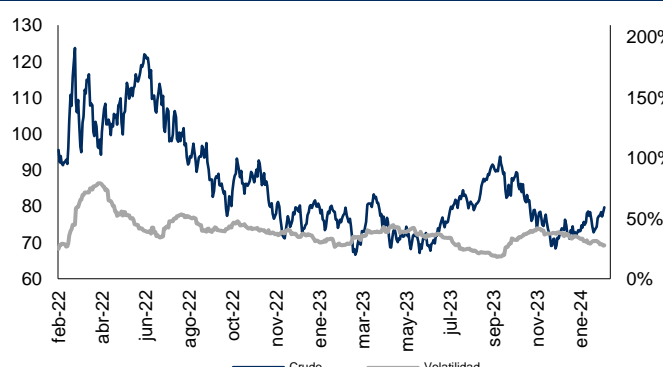
**Zinc (USD / libra)** Cierre: 1.058 Volat.: 22.6%



**Plomo (USD / libra)** Cierre: 0.932 Volat.: 18.2%



**WTI (USD / barril)** Cierre: 79.750 Volat.: 27.5%



**Acero (Indice)** Cierre: 407.463 Volat.: 11.7%



Metal	Ultimo	7d	30d	Acumulado
Oro	2013.10	-0.55%	0.34%	-2.40%
Plata	23.40	3.53%	3.73%	-1.51%
Cobre	3.73	1.71%	-0.54%	-3.60%
Plomo	0.93	-0.06%	-1.12%	0.09%
Zinc	1.06	0.82%	-7.75%	-11.22%
WTI	79.75	3.09%	8.9%	10.24%
Acero	407.46	2.53%	1.80%	-3.59%

Cifras al 16 de febrero del 2024.

