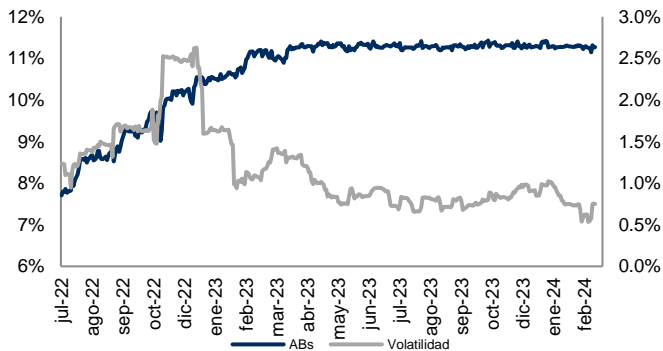


# Monitor de Mercados Financieros

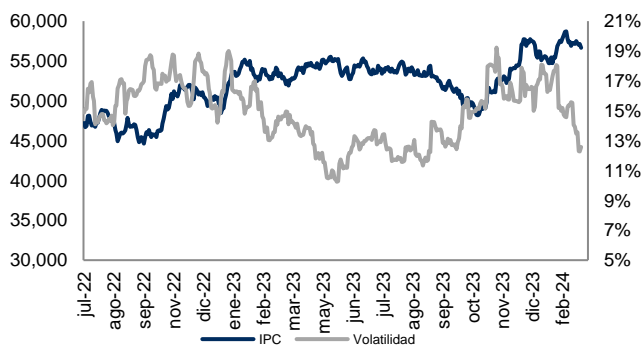
**ABs y Volatilidad** Cierre: 11.3% Volat: 0.7%



**Tipo Cambio y Volatilidad** Cierre: 17.1200 Volat: 8.5%



**IPC y Volatilidad** Cierre: 56,659.80 Volat: 12.6%



**DJI y Volatilidad** Cierre: 39,131.53 Volat: 8.9%



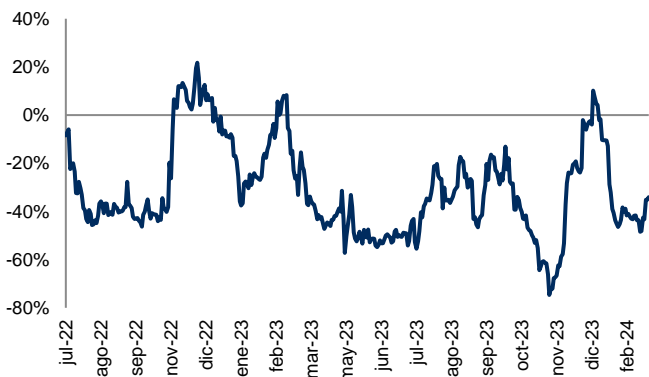
**Correlación entre IPC y DJI** Correl: 39.2%



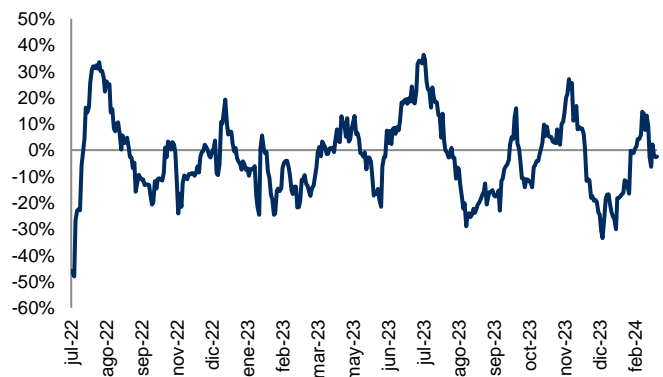
**Correlación entre Tipo Cambio y ABs** Correl: -6.2%



**Correlación entre IPC y Tipo Cambio** Correl: -34.1%

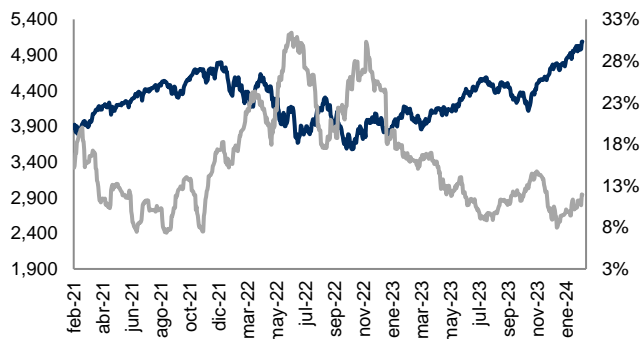


**Correlación entre IPC y Abs** Correl: -2.4%

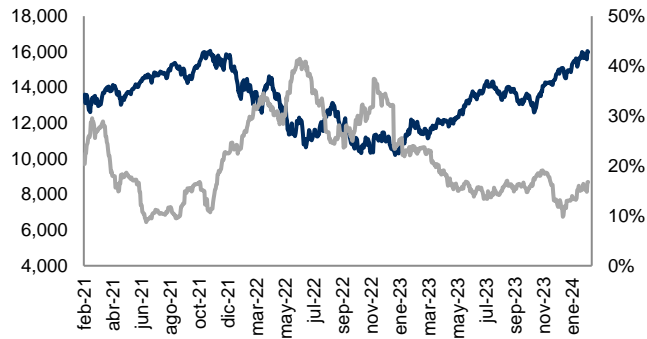


# Monitor de Mercados

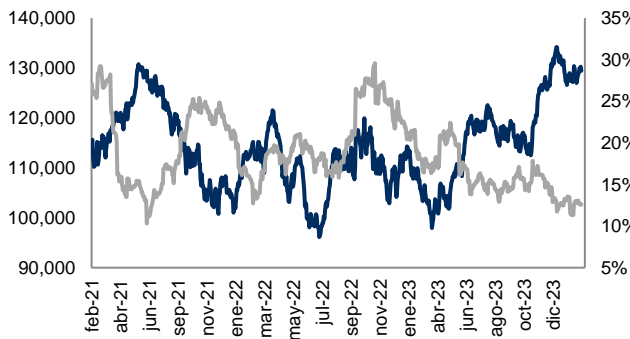
**S&P 500 (EUA)** Cierre: 5,088.80 Volat: 11.9%



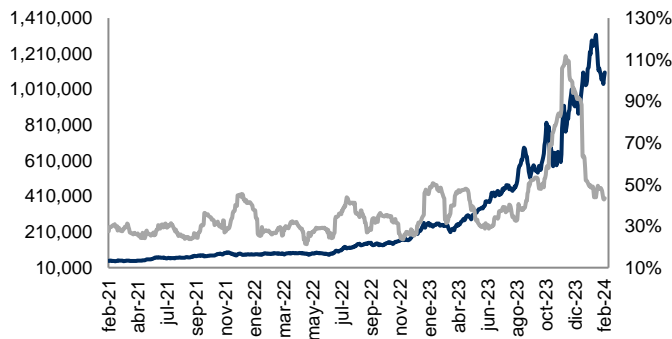
**NASDAQ (EUA)** Cierre: 15,996.82 Volat: 16.8%



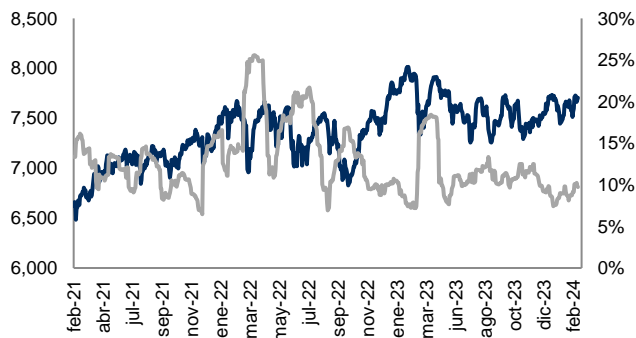
**BOVESPA (Sao Paulo)** Cierre: 129,418.73 Volat: 12.6%



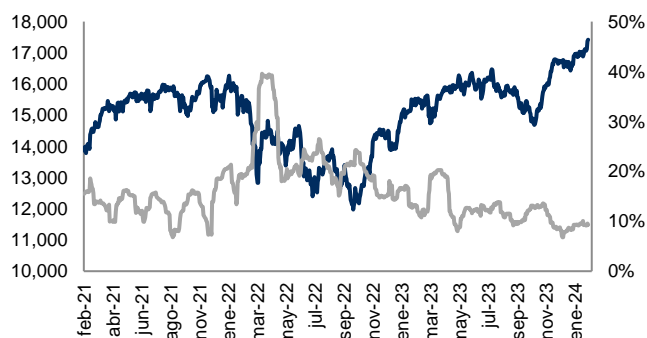
**MERVAL (Buenos Aires)** Cierre: 1,105,610.31 Volat: 43.4%



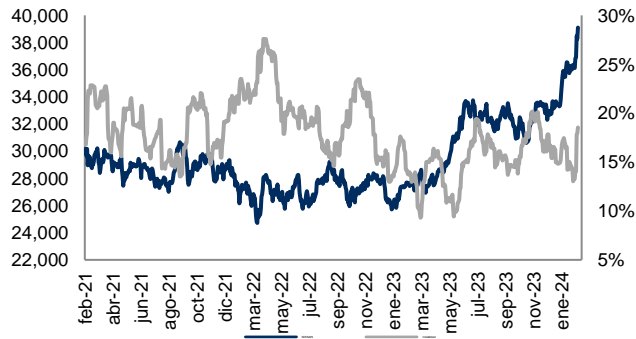
**FTSE-100 (Londres)** Cierre: 7,706.28 Volat: 9.7%



**DAX (Frankfurt)** Cierre: 17,419.33 Volat: 9.3%



**NIKKEI-225 (Tokio)** Cierre: 39,098.68 Volat: 18.5%



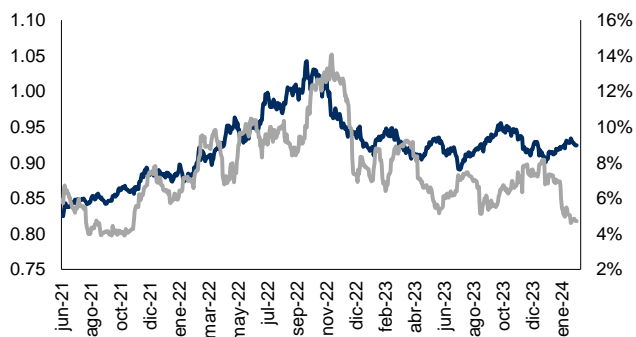
Índice	Rend. 7d	Rend. 30d	Rend. Año
S&P 500	1.66%	4.52%	6.69%
NASDAQ	1.40%	3.33%	6.56%
BOVESPA	-0.04%	0.01%	-6.31%
MERVAL	3.29%	-13.41%	14.60%
FTSE100	0.57%	2.03%	-0.72%
DAX	2.18%	2.52%	1.92%
NIKK225	5.76%	5.78%	9.46%
IPC	-1.15%	2.85%	-2.17%
DJI	1.30%	3.51%	3.83%
CAC40	2.97%	6.22%	3.52%
HANGSENG	2.34%	5.11%	-2.08%
TSE300	0.58%	1.97%	0.25%
IBEX	2.89%	0.96%	-1.71%

Cifras al 23 de febrero de 2024. Índices en USD.

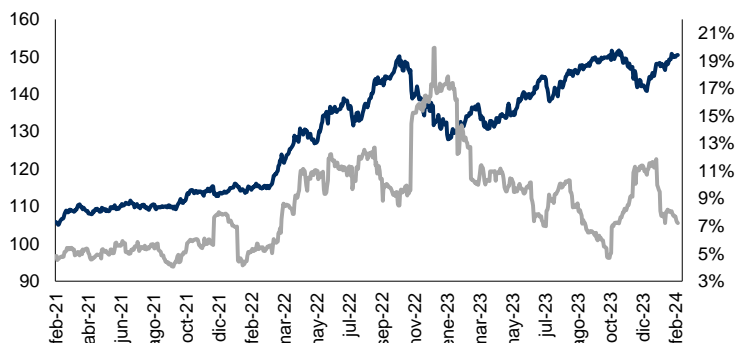


# Monitor de Divisas

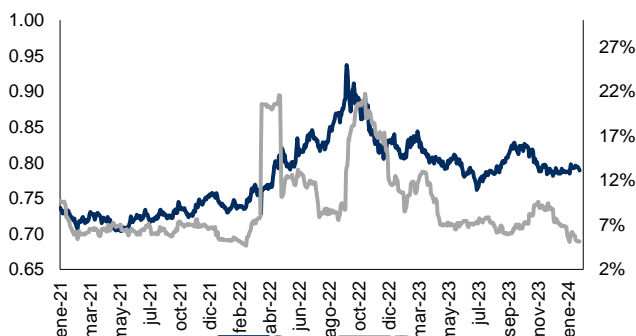
**Euro (€)** Cierre: 0.92 Volat: 4.7%



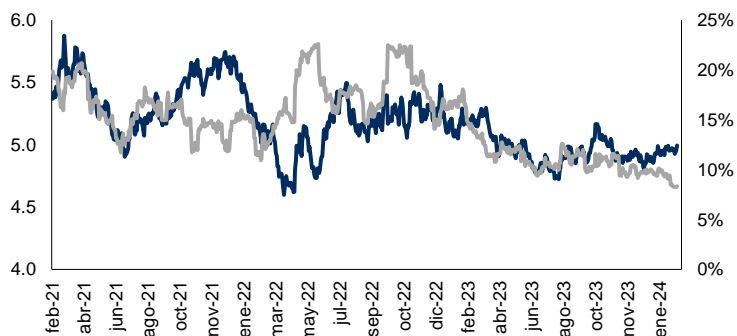
**Yen Japonés (¥)** Cierre: 150.50 Volat: 7.2%



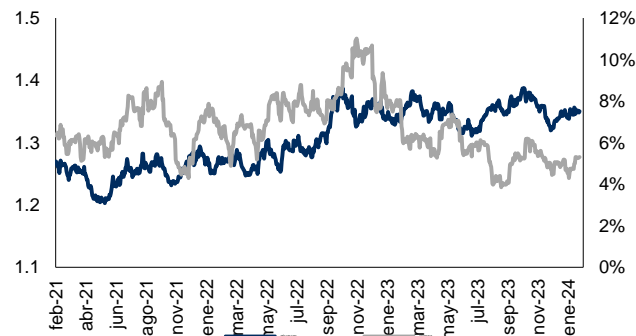
**Libra Esterlina (£)** Cierre: 0.79 Volat: 5.1%



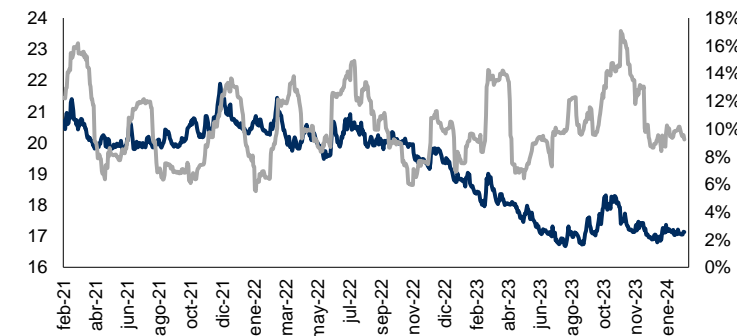
**Real Brasileño** Cierre: 5.00 Volat: 8.3%



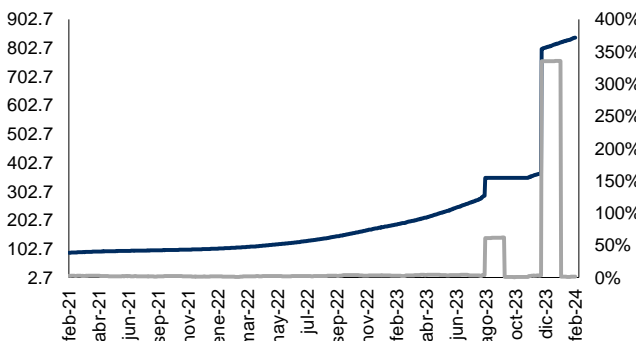
**Dólar Canadiense** Cierre: 1.35 Volat: 5.3%



**Peso Mexicano** Cierre: 17.13 Volat: 9.2%



**Peso Argentino** Cierre: 838.90 Volat: 1.1%



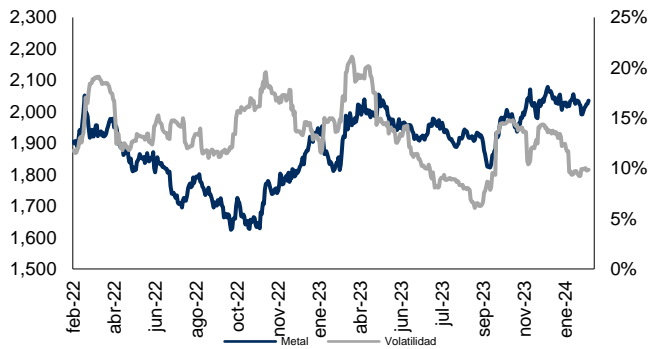
Moneda	Ultimo	7d	30d	Acumulado
<b>Euro</b>	0.92	0.41%	-0.60%	-1.98%
<b>Yen</b>	150.50	-0.19%	-1.99%	-6.31%
<b>Libra</b>	0.79	0.64%	-0.33%	-0.38%
<b>Real</b>	5.00	-0.57%	-1.23%	-2.86%
<b>Dólar Can</b>	1.35	-0.16%	0.13%	-1.88%
<b>Peso Mex</b>	17.13	-0.36%	0.13%	-1.31%
<b>Peso Arg</b>	838.90	-0.46%	-1.97%	-3.63%

Cifras al 23 de febrero de 2024. Cotizaciones con respecto al USD.



# Monitor de Metales y Otros Commodities

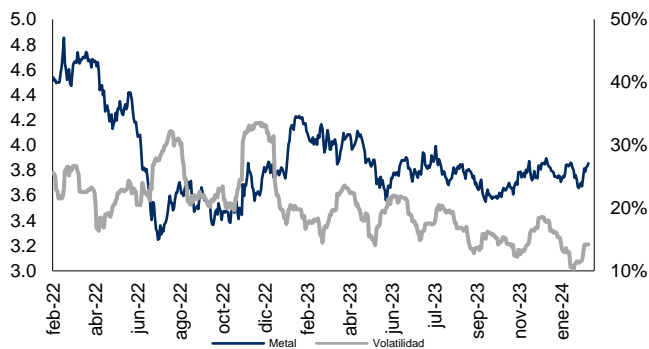
**Oro (USD / T. Oz.)** Cierre: 2,035.718 Volat.: 9.9%



**Plata (USD / T. Oz.)** Cierre: 22.943 Volat.: 22.2%



**Cobre (USD / libra)** Cierre: 3.855 Volat.: 14.2%



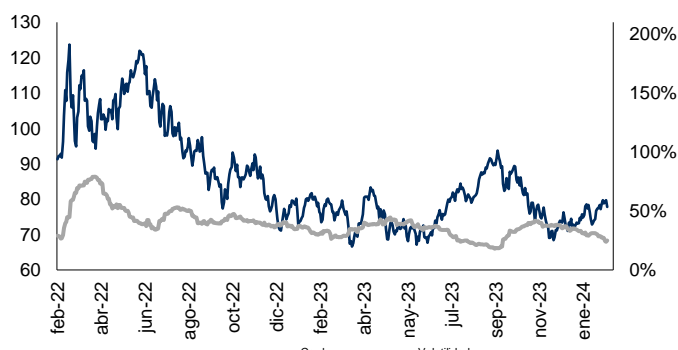
**Zinc (USD / libra)** Cierre: 1.064 Volat.: 22.2%



**Plomo (USD / libra)** Cierre: 0.952 Volat.: 17.9%



**WTI (USD / barril)** Cierre: 77.800 Volat.: 24.9%



**Acero (Indice)** Cierre: 409.086 Volat.: 11.8%



Metal	Ultimo	7d	30d	Acumulado
Oro	2035.72	1.12%	0.97%	-1.30%
Plata	22.94	-1.96%	1.18%	-3.44%
Cobre	3.86	3.36%	2.26%	-0.36%
Plomo	0.95	2.10%	-3.18%	2.19%
Zinc	1.06	0.56%	-6.66%	-10.72%
WTI	77.80	-2.45%	2.9%	7.55%
Acero	409.09	0.40%	-1.19%	-3.21%

Cifras al 23 de febrero del 2024.

