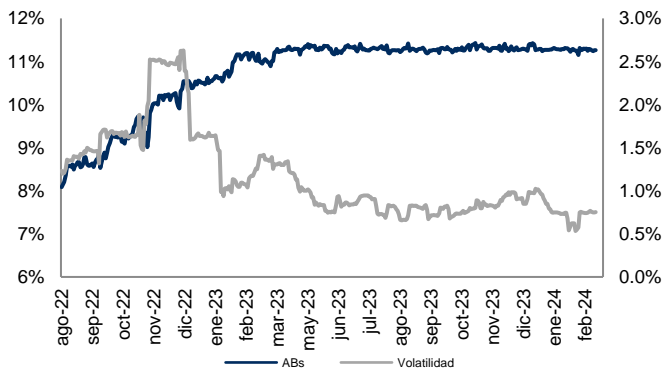


Monitor de Mercados Financieros

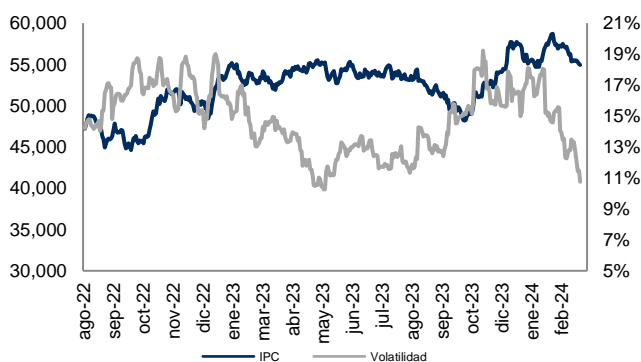
ABs y Volatilidad Cierre: 11.3% Volat: 0.8%



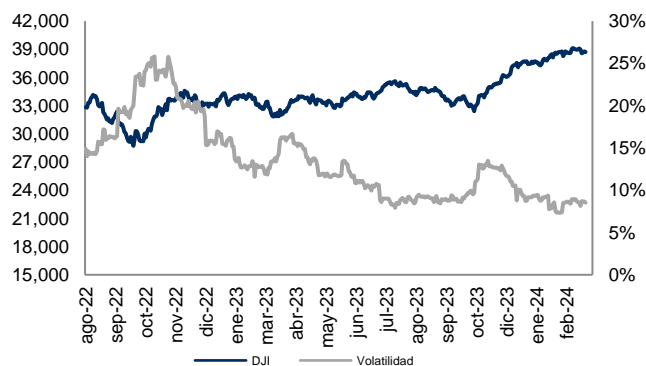
Tipo Cambio y Volatilidad Cierre: 16.8020 Volat: 5.2%



IPC y Volatilidad Cierre: 54,935.99 Volat: 10.8%



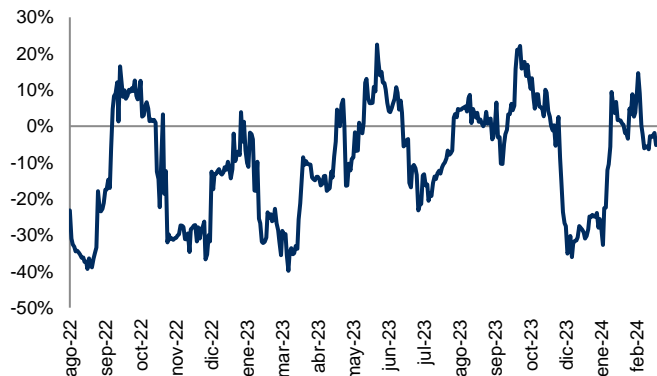
DJI y Volatilidad Cierre: 38,722.69 Volat: 8.5%



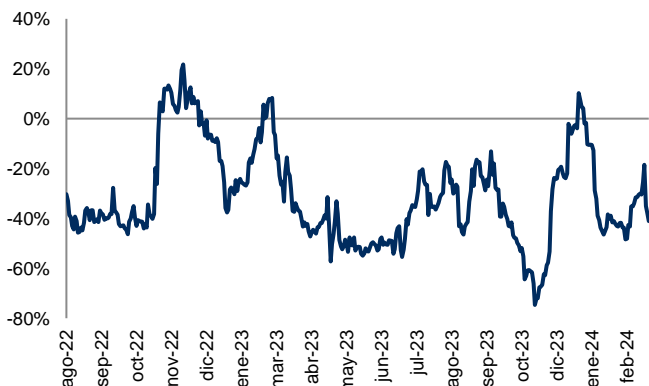
Correlación entre IPC y DJI Correl: 34.0%



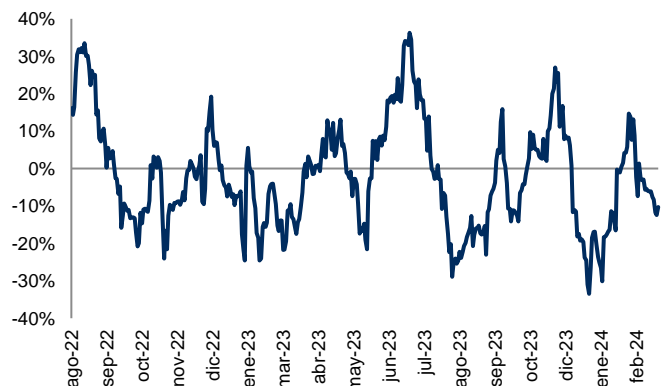
Correlación entre Tipo Cambio y ABs Correl: -3.3%



Correlación entre IPC y Tipo Cambio Correl: -41.1%

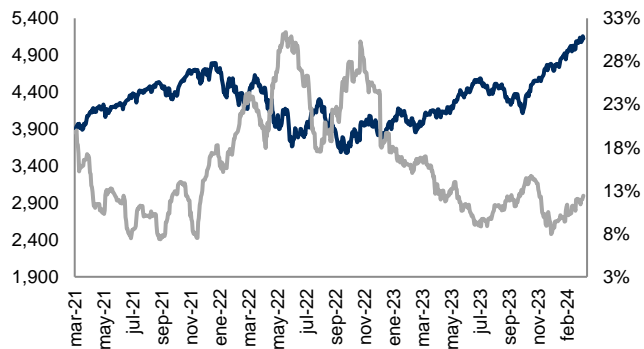


Correlación entre IPC y Abs Correl: -10.3%



Monitor de Mercados

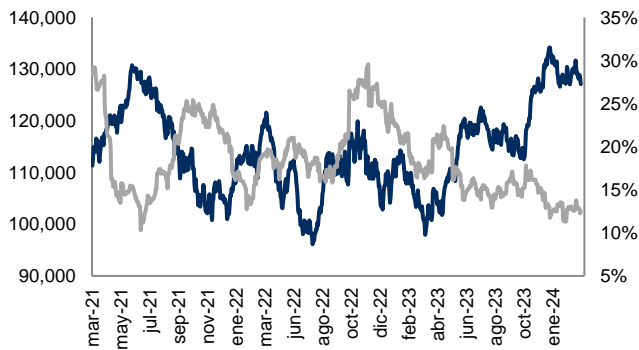
S&P 500 (EUA) Cierre: 5,123.69 Volat: 12.4%



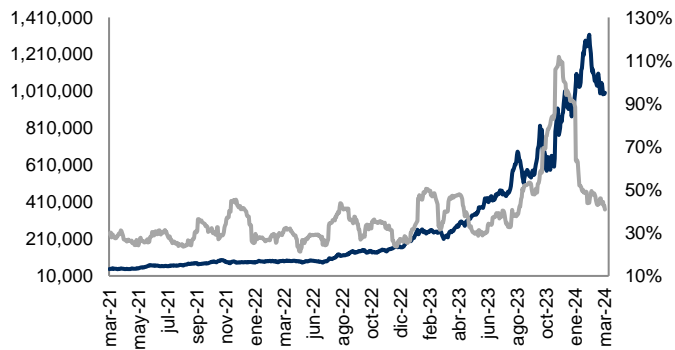
NASDAQ (EUA) Cierre: 16,085.11 Volat: 18.0%



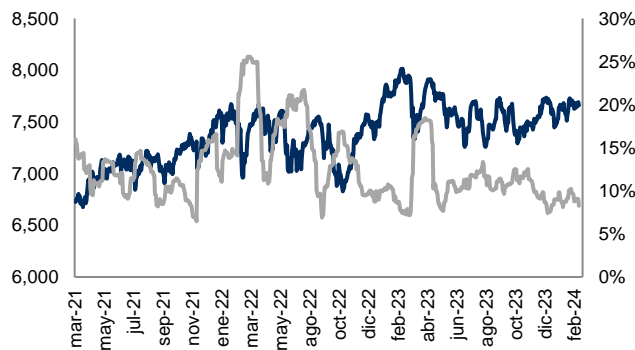
BOVESPA (Sao Paulo) Cierre: 127,070.79 Volat: 12.5%



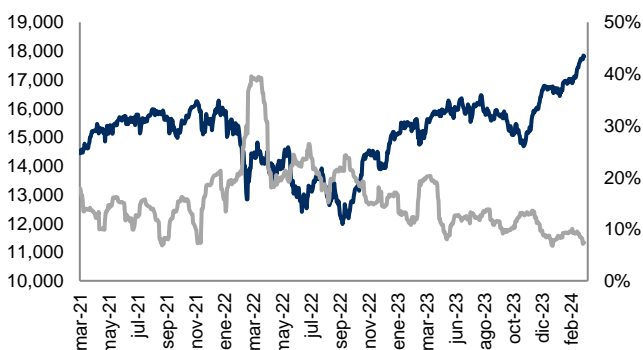
MERVAL (Buenos Aires) Cierre: 1,002,335.84 Volat: 40.9%



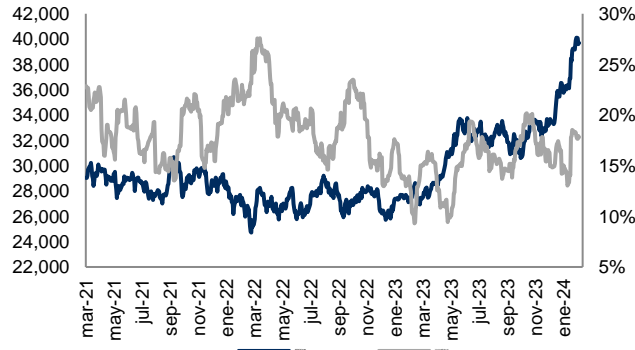
FTSE-100 (Londres) Cierre: 7,659.74 Volat: 8.3%



DAX (Frankfurt) Cierre: 17,814.51 Volat: 7.4%



NIKKEI-225 (Tokio) Cierre: 39,688.94 Volat: 17.8%



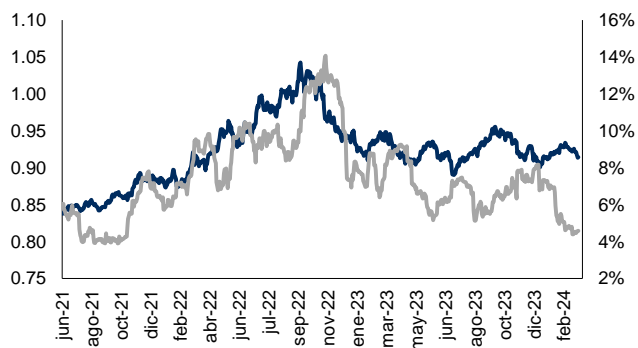
Índice	Rend. 7d	Rend. 30d	Rend. Año
S&P 500	-0.26%	2.58%	7.42%
NASDAQ	-1.17%	2.08%	7.15%
BOVESPA	-2.16%	-2.45%	-7.75%
MERVAL	-5.38%	-14.74%	2.97%
FTSE100	1.34%	2.25%	0.06%
DAX	1.37%	6.90%	5.38%
NIKK225	1.50%	10.71%	13.71%
IPC	0.11%	-5.22%	-3.46%
DJI	-0.93%	0.12%	2.74%
CAC40	2.12%	7.10%	5.46%
HANGSENG	-1.32%	1.67%	-4.22%
TSE300	1.45%	3.55%	1.97%
IBEX	3.34%	5.83%	1.09%

Cifras al 08 de marzo de 2024. Índices en USD.

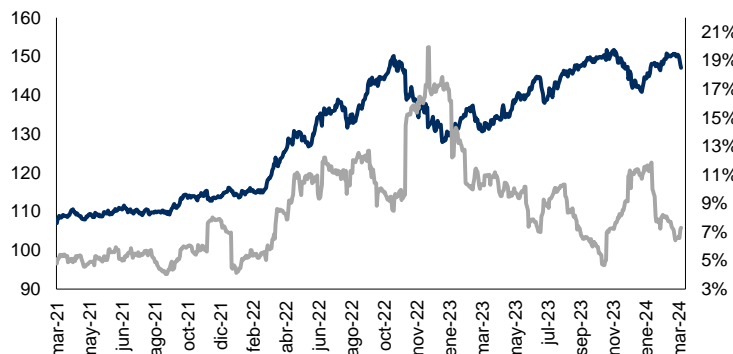


Monitor de Divisas

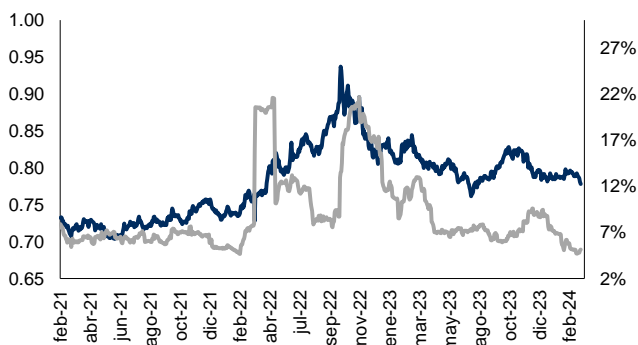
Euro (€) Cierre: 0.91 Volat: 4.6%



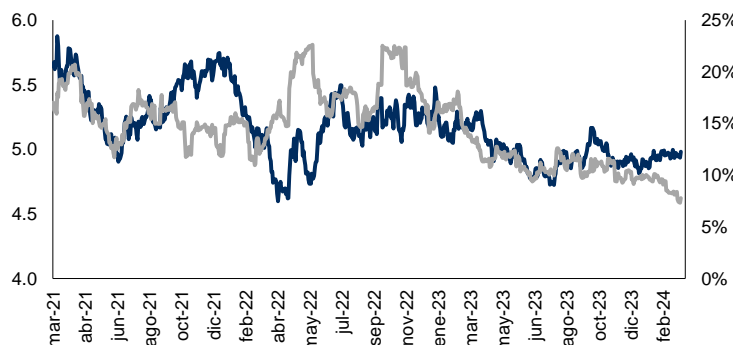
Yen Japonés (¥) Cierre: 147.07 Volat: 7.3%



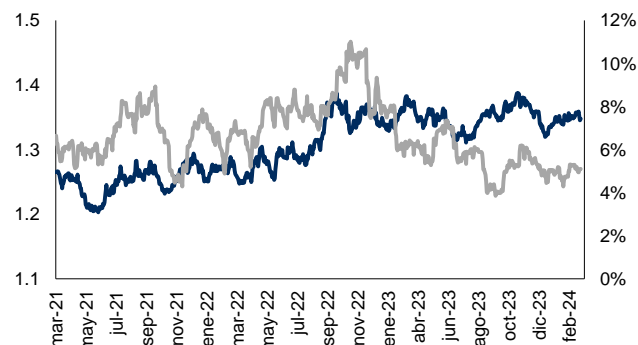
Libra Esterlina (£) Cierre: 0.78 Volat: 5.1%



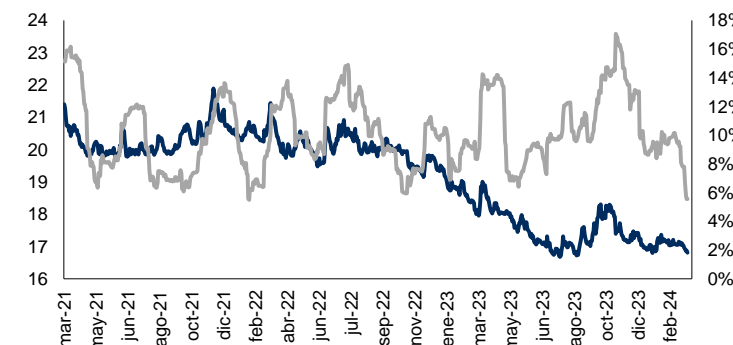
Real Brasileño Cierre: 4.98 Volat: 7.8%



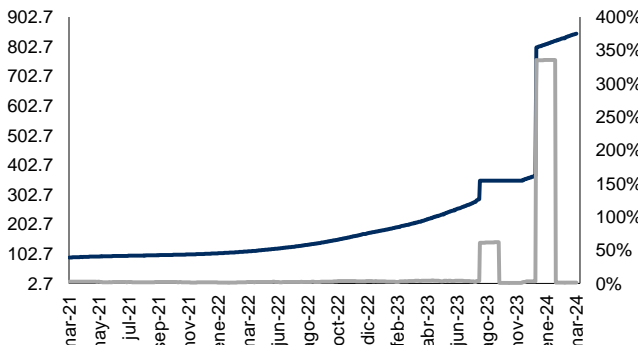
Dólar Canadiense Cierre: 1.35 Volat: 5.1%



Peso Mexicano Cierre: 16.81 Volat: 5.6%



Peso Argentino Cierre: 846.50 Volat: 1.1%



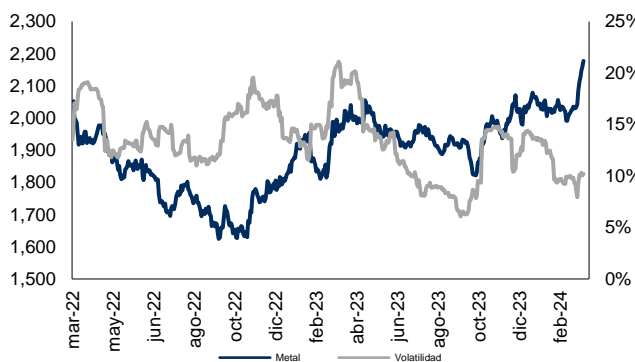
Moneda	Ultimo	7d	30d	Acumulado
Euro	0.91	0.92%	1.54%	-0.91%
Yen	147.07	2.07%	0.75%	-4.13%
Libra	0.78	1.64%	1.84%	1.02%
Real	4.98	-0.53%	-0.24%	-2.58%
Dólar Can	1.35	0.59%	-0.11%	-1.68%
Peso Mex	16.81	1.25%	1.34%	0.56%
Peso Arg	846.50	-0.41%	-1.94%	-4.49%

Cifras al 08 de marzo de 2024. Cotizaciones con respecto al USD.

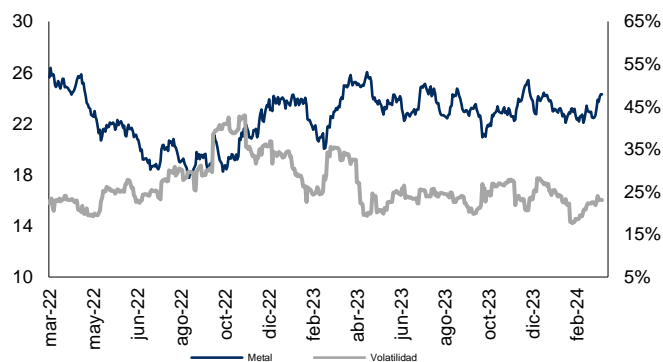


Monitor de Metales y Otros Commodities

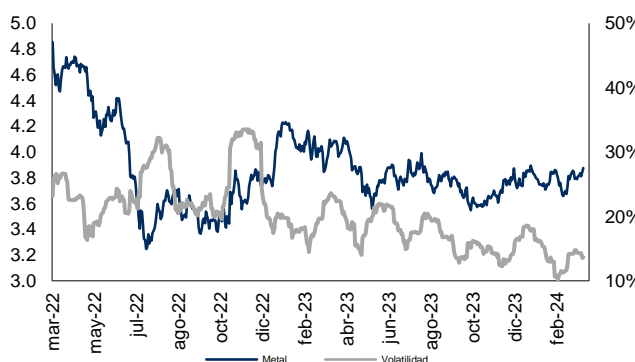
Oro (USD / T. Oz.) Cierre: 2,177.510 Volat.: 10.2%



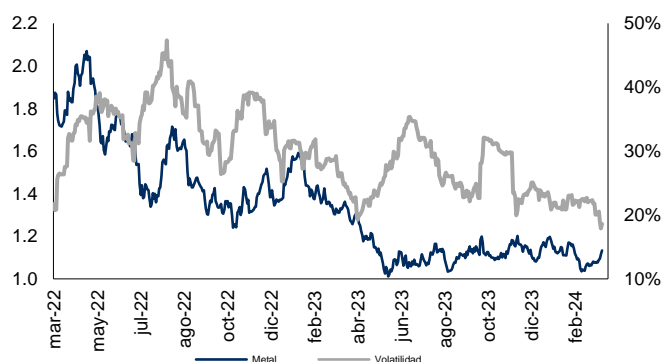
Plata (USD / T. Oz.) Cierre: 24.306 Volat.: 23.0%



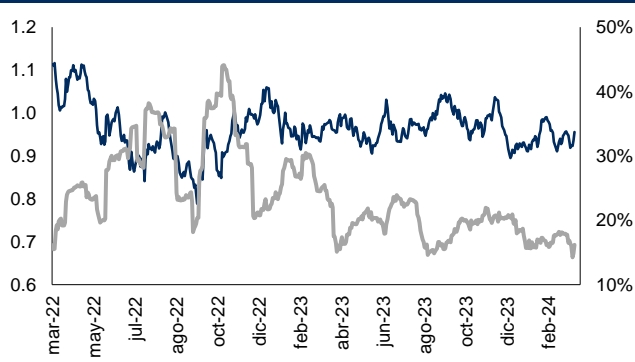
Cobre (USD / libra) Cierre: 3.877 Volat.: 13.7%



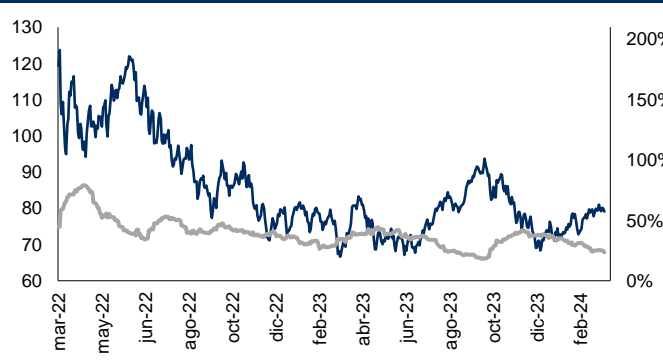
Zinc (USD / libra) Cierre: 1.133 Volat.: 18.6%



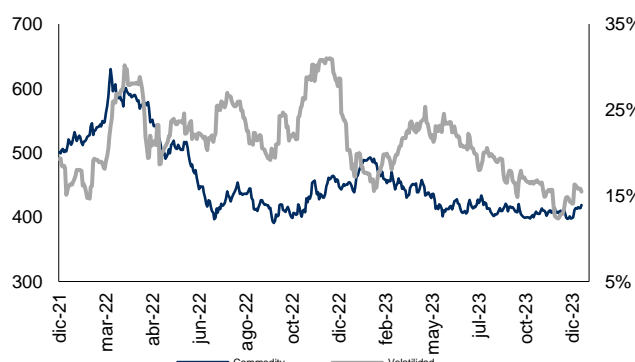
Plomo (USD / libra) Cierre: 0.956 Volat.: 16.2%



WTI (USD / barril) Cierre: 79.060 Volat.: 23.5%



Acero (Indice) Cierre: 415.144 Volat.: 10.4%



Metal	Ultimo	7d	30d	Acumulado
Oro	2177.51	4.52%	6.97%	5.57%
Plata	24.31	5.01%	9.62%	2.30%
Cobre	3.88	1.73%	3.05%	0.19%
Plomo	0.96	2.42%	-0.44%	2.67%
Zinc	1.13	4.90%	3.37%	-4.87%
WTI	79.06	-2.40%	6.3%	9.29%
Acero	415.14	1.01%	3.13%	-1.77%

Cifras al 08 de marzo del 2024.

