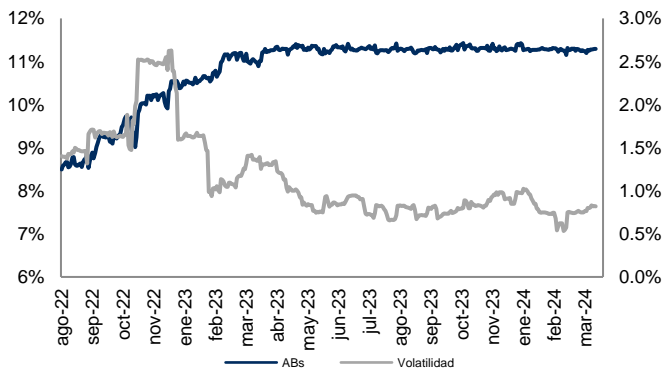


Monitor de Mercados Financieros

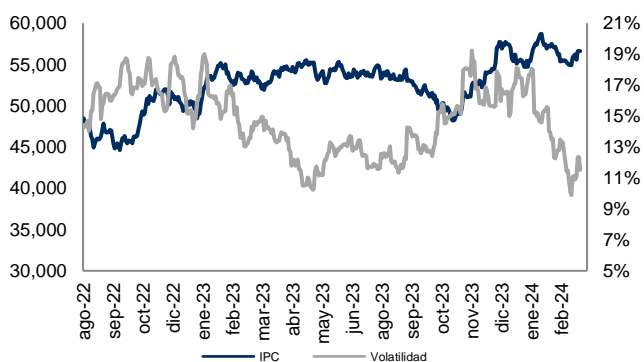
ABs y Volatilidad Cierre: 11.3% Volat: 0.8%



Tipo Cambio y Volatilidad Cierre: 16.7660 Volat: 5.4%



IPC y Volatilidad Cierre: 56,610.54 Volat: 11.5%



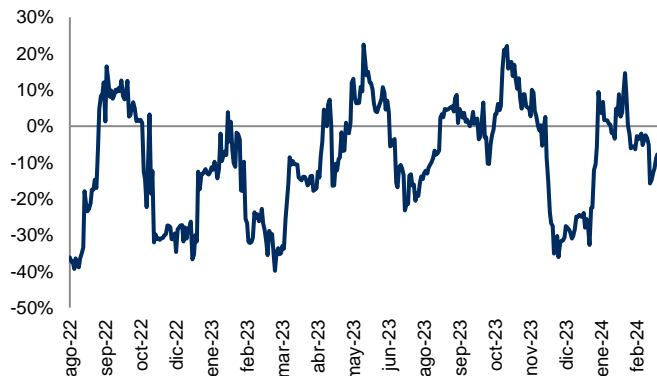
DJI y Volatilidad Cierre: 39,475.90 Volat: 9.2%



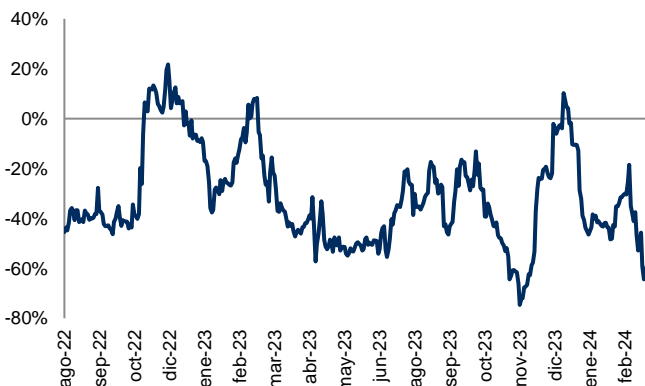
Correlación entre IPC y DJI Correl: 21.5%



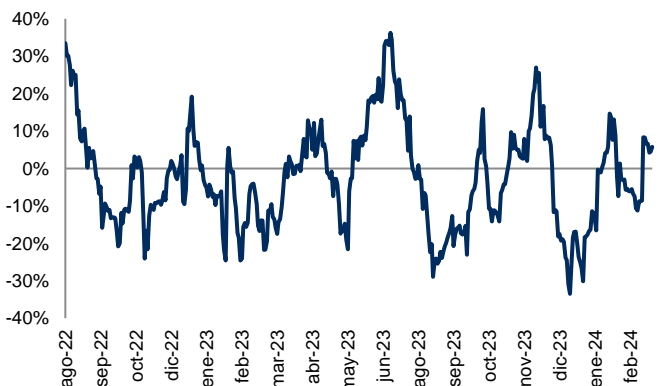
Correlación entre Tipo Cambio y ABs Correl: -8.6%



Correlación entre IPC y Tipo Cambio Correl: -59.0%

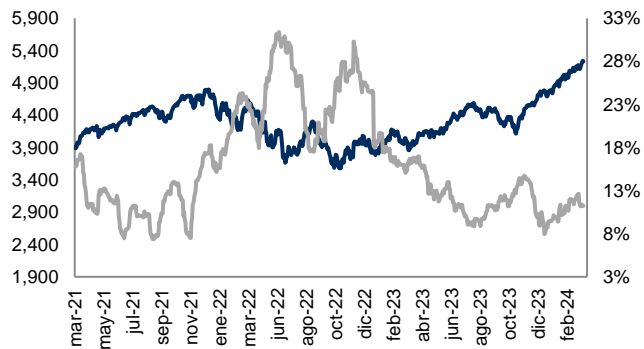


Correlación entre IPC y Abs Correl: 5.8%



Monitor de Mercados

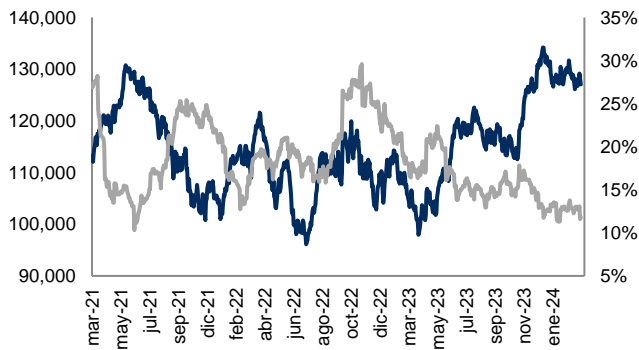
S&P 500 (EUA) Cierre: 5,234.18 Volat: 11.2%



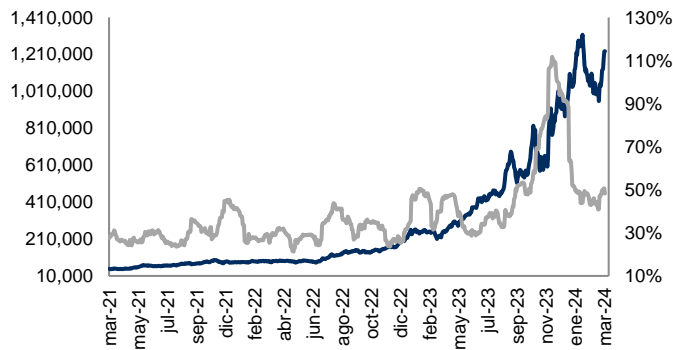
NASDAQ (EUA) Cierre: 16,428.82 Volat: 16.4%



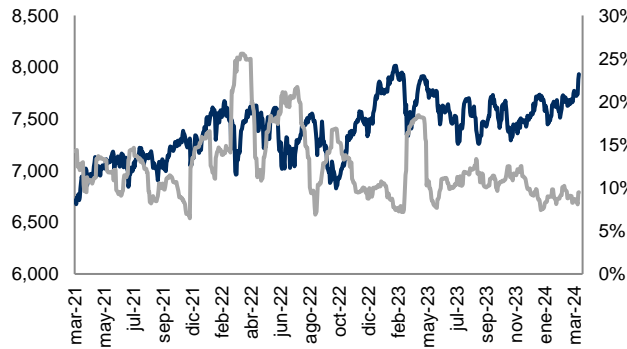
BOVESPA (Sao Paulo) Cierre: 127,027.10 Volat: 11.8%



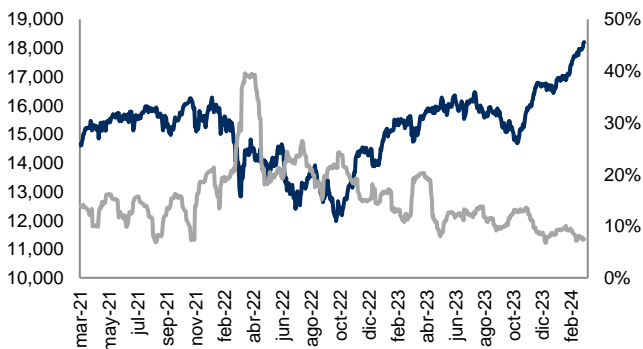
MERVAL (Buenos Aires) Cierre: 1,227,404.23 Volat: 48.2%



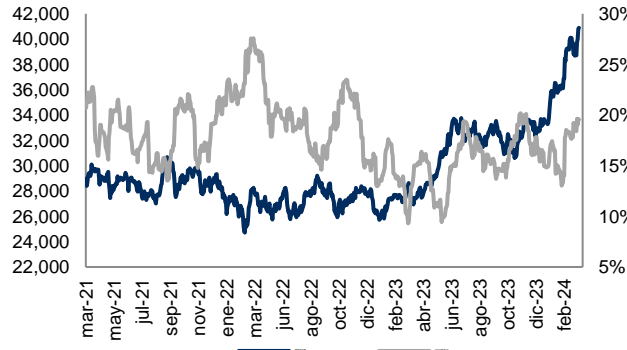
FTSE-100 (Londres) Cierre: 7,930.92 Volat: 9.5%



DAX (Frankfurt) Cierre: 18,205.94 Volat: 7.5%



NIKKEI-225 (Tokio) Cierre: 40,888.43 Volat: 19.6%



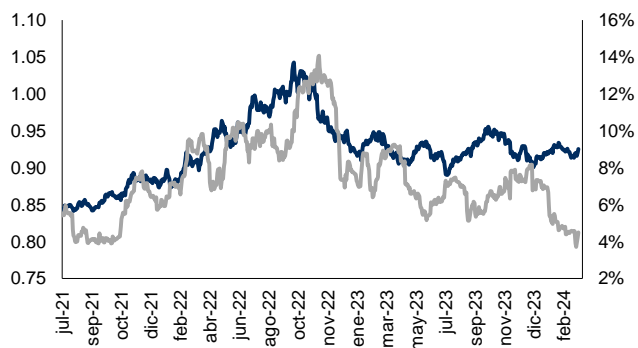
Índice	Rend. 7d	Rend. 30d	Rend. Año
S&P 500	2.29%	5.07%	9.74%
NASDAQ	2.85%	5.44%	9.44%
BOVESPA	0.13%	-3.56%	-8.13%
MERVAL	14.28%	15.77%	24.91%
FTSE100	1.52%	3.20%	1.54%
DAX	0.74%	6.24%	6.40%
NIKK225	3.96%	6.06%	13.78%
IPC	0.30%	0.95%	-0.21%
DJI	1.97%	2.24%	4.74%
CAC40	-0.90%	4.23%	5.80%
HANGSENG	-1.33%	-0.03%	-3.38%
TSE300	0.14%	3.06%	2.16%
IBEX	2.48%	8.15%	6.05%

Cifras al 22 de marzo de 2024. Índices en USD.

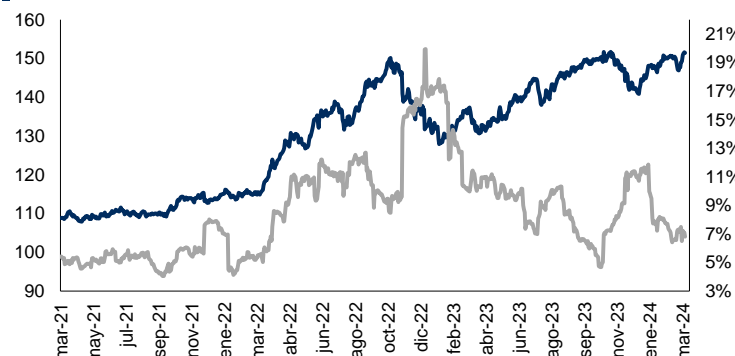


Monitor de Divisas

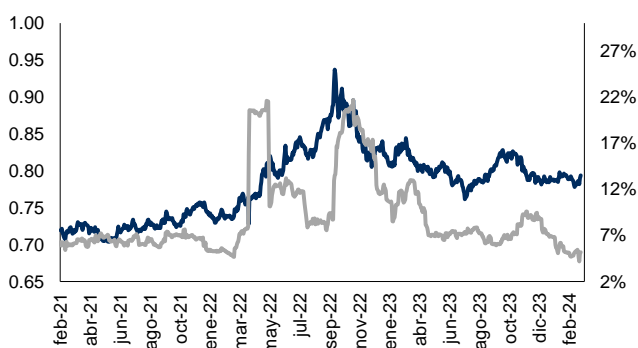
Euro (€) Cierre: 0.93 Volat: 4.5%



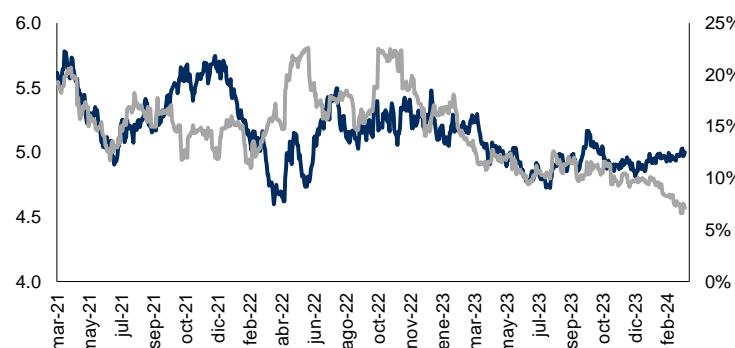
Yen Japonés (¥) Cierre: 151.42 Volat: 6.8%



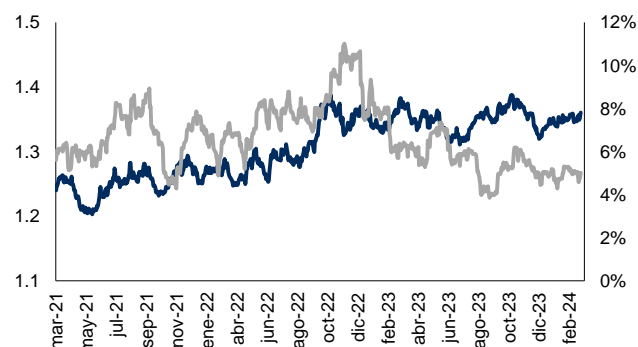
Libra Esterlina (£) Cierre: 0.79 Volat: 5.2%



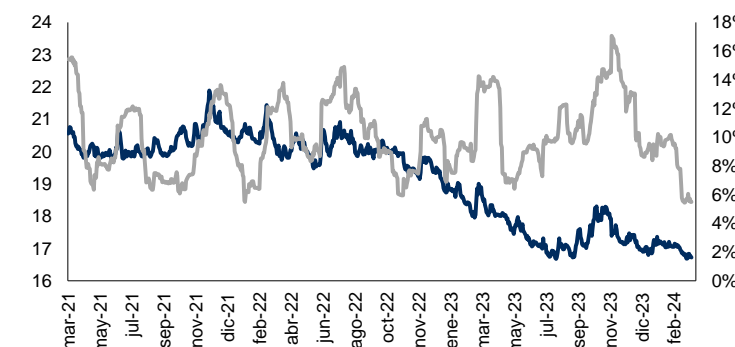
Real Brasileño Cierre: 5.00 Volat: 7.1%



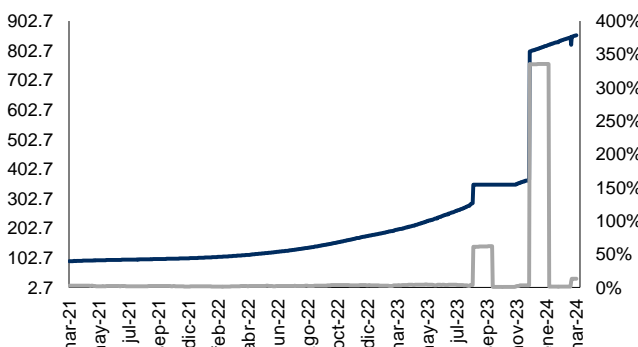
Dólar Canadiense Cierre: 1.36 Volat: 5.0%



Peso Mexicano Cierre: 16.73 Volat: 5.5%



Peso Argentino Cierre: 854.50 Volat: 12.9%



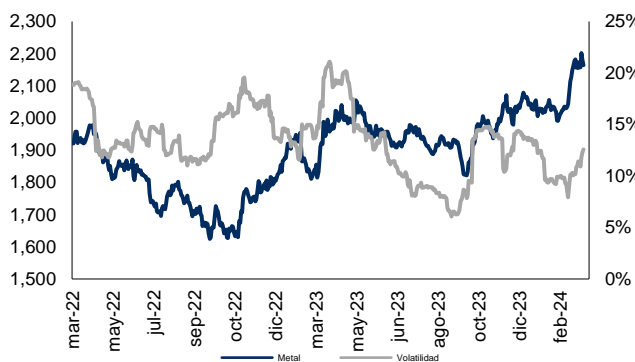
Moneda	Ultimo	7d	30d	Acumulado
Euro	0.93	-0.75%	-0.11%	-2.10%
Yen	151.42	-1.58%	-0.75%	-6.88%
Libra	0.79	-1.08%	-0.29%	-0.99%
Real	5.00	-0.10%	-1.28%	-2.95%
Dólar Can	1.36	-0.48%	-0.74%	-2.61%
Peso Mex	16.73	-0.20%	1.97%	1.05%
Peso Arg	854.50	-0.47%	-1.95%	-5.39%

Cifras al 22 de marzo de 2024. Cotizaciones con respecto al USD.



Monitor de Metales y Otros Commodities

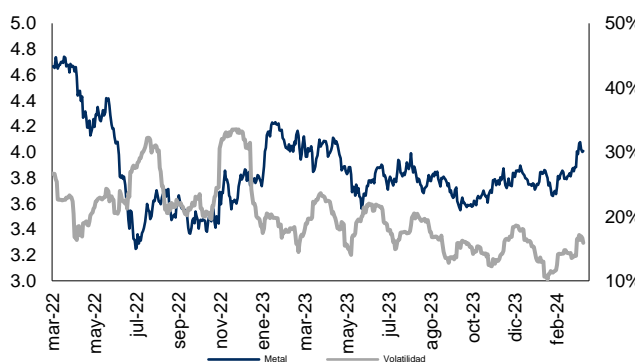
Oro (USD / T. Oz.) Cierre: 2,164.145 Volat.: 12.6%



Plata (USD / T. Oz.) Cierre: 24.663 Volat.: 26.8%



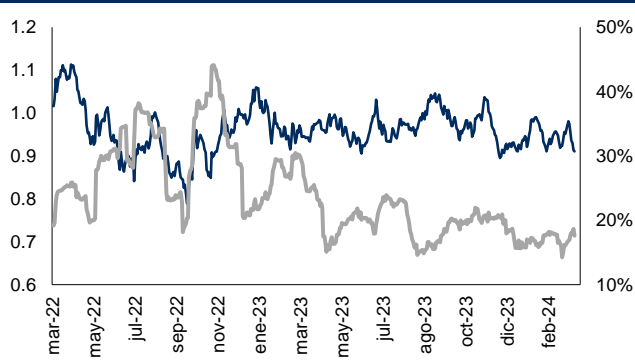
Cobre (USD / libra) Cierre: 4.009 Volat.: 15.9%



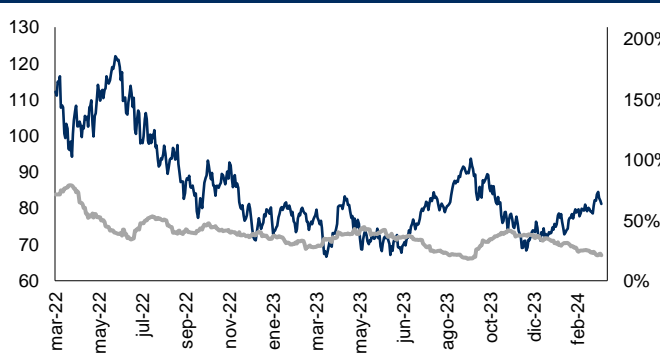
Zinc (USD / libra) Cierre: 1.126 Volat.: 14.5%



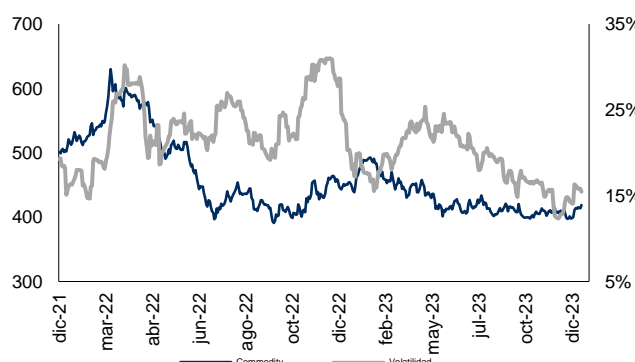
Plomo (USD / libra) Cierre: 0.910 Volat.: 17.6%



WTI (USD / barril) Cierre: 81.200 Volat.: 21.0%



Acero (Indice) Cierre: 423.154 Volat.: 10.6%



Metal	Ultimo	7d	30d	Acumulado
Oro	2164.15	0.40%	6.84%	4.92%
Plata	24.66	-1.98%	7.72%	3.80%
Cobre	4.01	0.62%	4.91%	3.60%
Plomo	0.91	-6.54%	-2.42%	-2.23%
Zinc	1.13	-1.11%	6.20%	-5.51%
WTI	81.20	-1.02%	2.3%	12.25%
Acero	423.15	-1.44%	3.23%	0.12%

Cifras al 22 de marzo del 2024.

