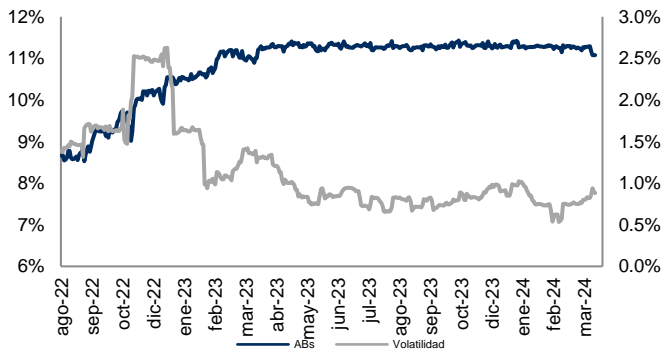
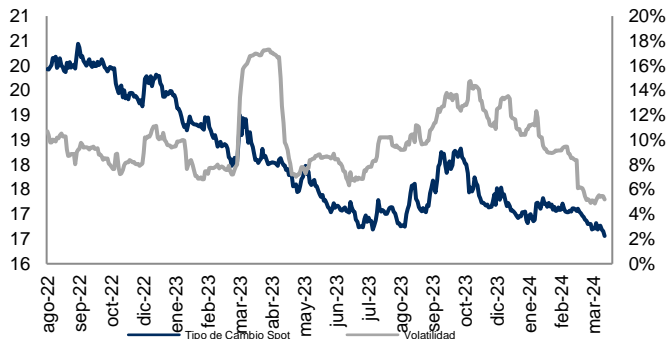


Monitor de Mercados Financieros

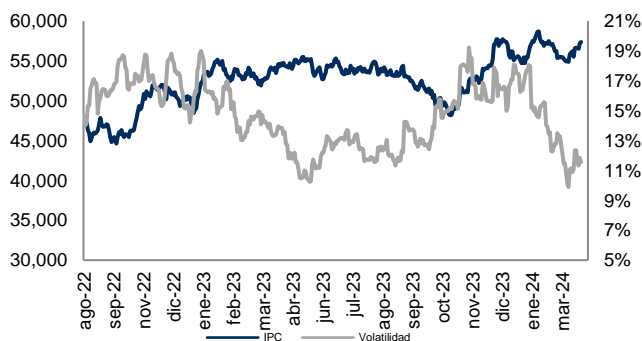
ABs y Volatilidad Cierre: 11.1% Volat: 0.9%



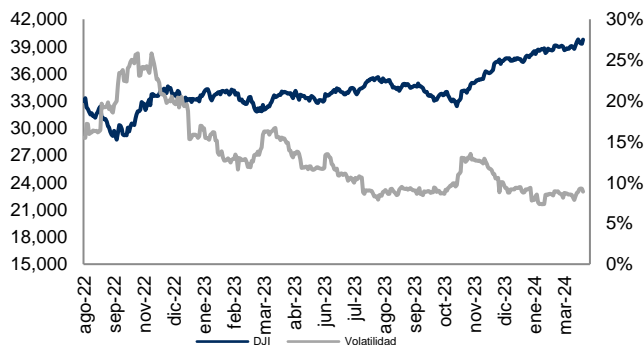
Tipo Cambio y Volatilidad Cierre: 16.5610 Volat: 5.2%



IPC y Volatilidad Cierre: 57,369.01 Volat: 11.6%



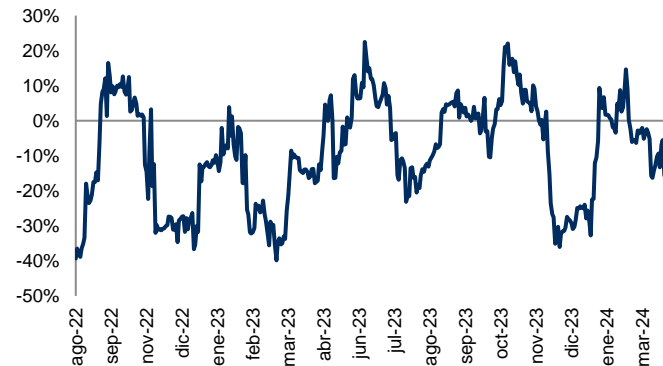
DJI y Volatilidad Cierre: 39,760.08 Volat: 8.9%



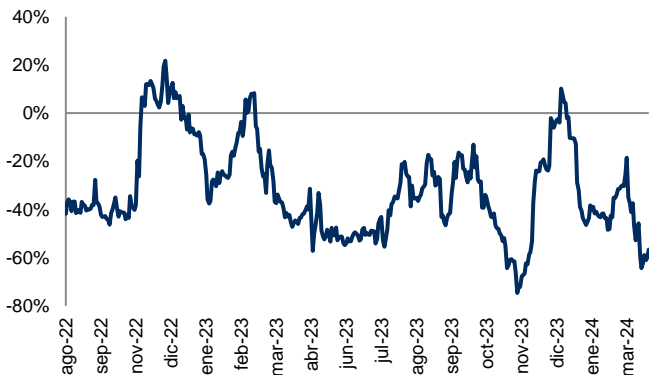
Correlación entre IPC y DJI Correl: 11.2%



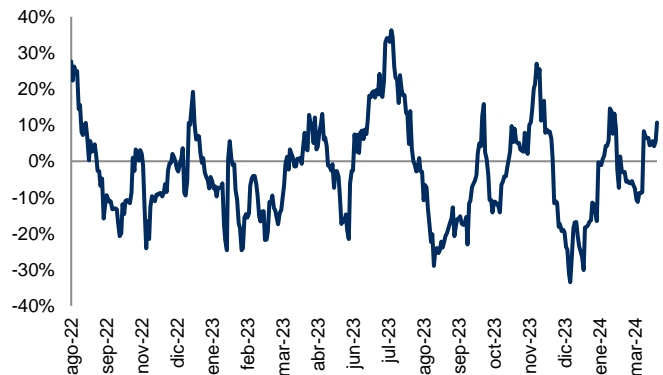
Correlación entre Tipo Cambio y ABs Correl: -15.7%



Correlación entre IPC y Tipo Cambio Correl: -56.7%

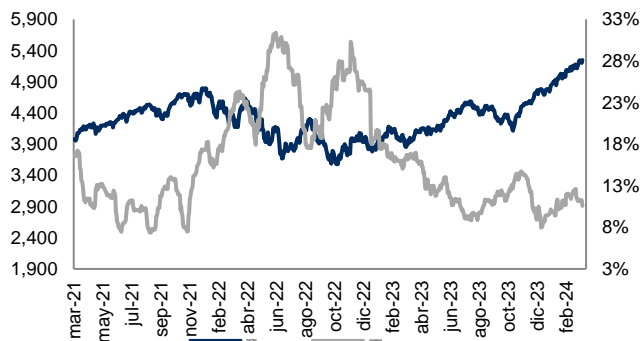


Correlación entre IPC y Abs Correl: 10.7%

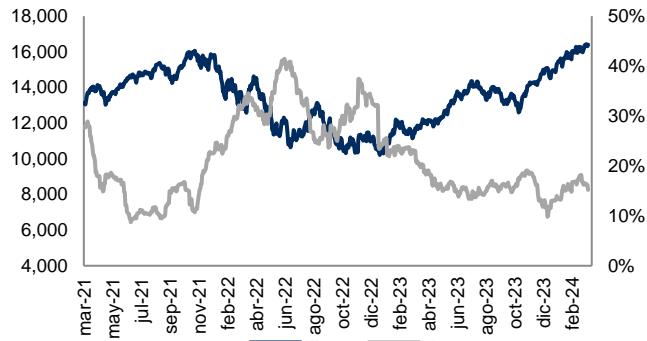


Monitor de Mercados

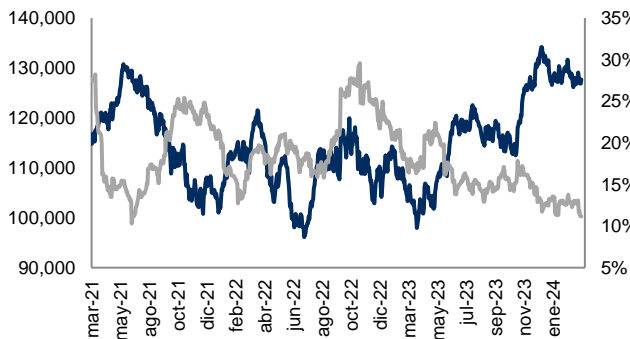
S&P 500 (EUA) Cierre: 5,248.49 Volat: 10.6%



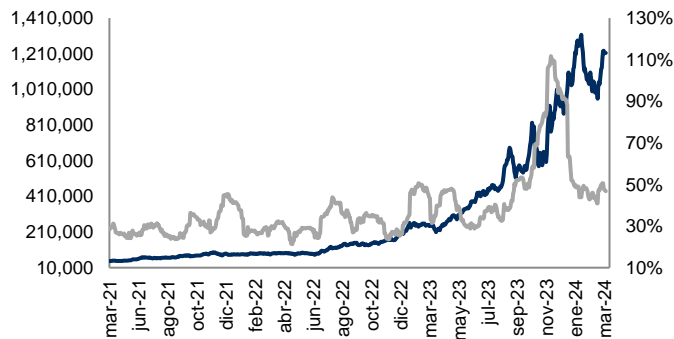
NASDAQ (EUA) Cierre: 16,399.52 Volat: 15.2%



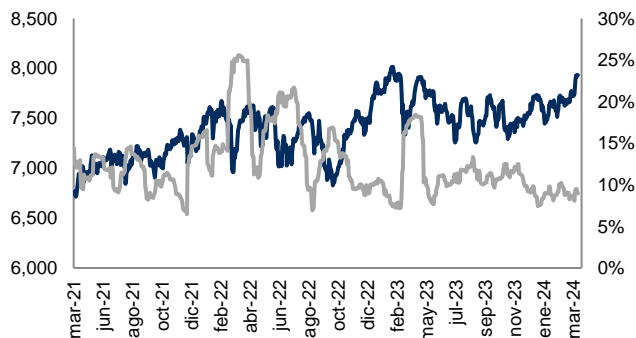
BOVESPA (Sao Paulo) Cierre: 127,690.62 Volat: 11.1%



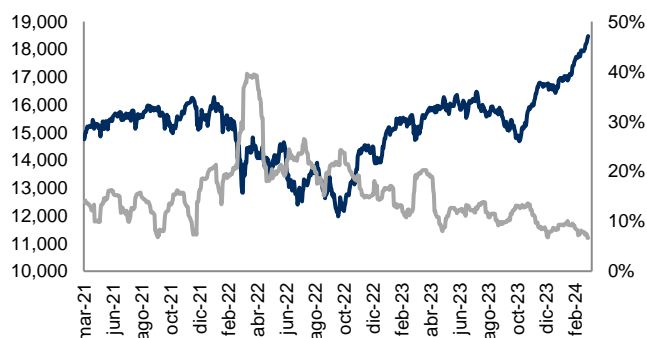
MERVAL (Buenos Aires) Cierre: 1,213,484.60 Volat: 46.8%



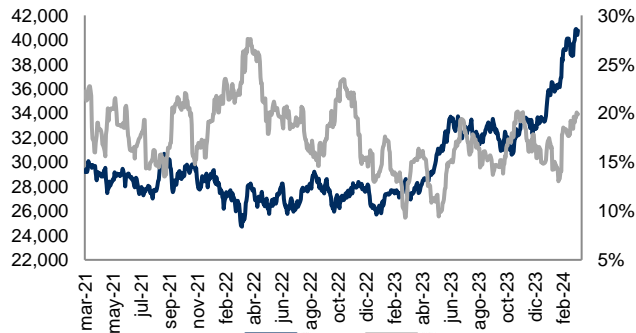
FTSE-100 (Londres) Cierre: 7,931.98 Volat: 8.9%



DAX (Frankfurt) Cierre: 18,477.09 Volat: 6.7%



NIKKEI-225 (Tokio) Cierre: 40,762.73 Volat: 19.9%



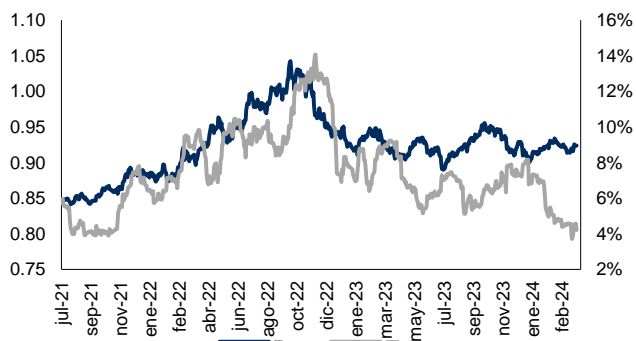
| Índice | Rend. 7d | Rend. 30d | Rend. Año |
|----------|----------|-----------|-----------|
| S&P 500 | 0.46% | 3.53% | 10.04% |
| NASDAQ | 0.18% | 2.65% | 9.25% |
| BOVESPA | -1.46% | -1.61% | -7.41% |
| MERVAL | 1.85% | 10.10% | 23.06% |
| FTSE100 | 1.10% | 2.67% | 1.66% |
| DAX | 1.70% | 5.84% | 8.19% |
| NIKK225 | 1.85% | 3.46% | 13.50% |
| IPC | 2.25% | 5.62% | 2.56% |
| DJI | 0.63% | 1.77% | 5.49% |
| CAC40 | -0.32% | 3.27% | 6.69% |
| HANGSENG | -0.92% | -1.46% | -4.03% |
| TSE300 | -0.29% | 3.21% | 3.02% |
| IBEX | 2.47% | 9.38% | 7.89% |

Cifras al 27 de marzo de 2024. Índices en USD.



Monitor de Divisas

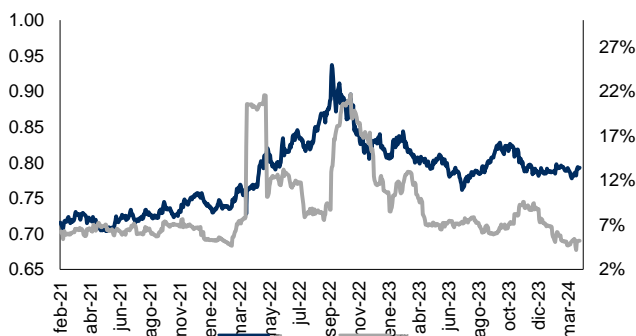
Euro (€) Cierre: 0.92 Volat: 4.2%



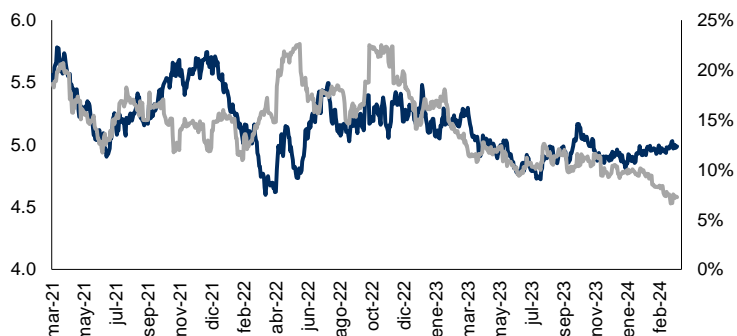
Yen Japonés (¥) Cierre: 151.32 Volat: 6.3%



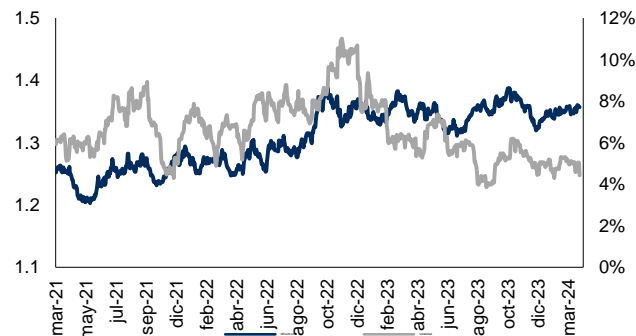
Libra Esterlina (£) Cierre: 0.79 Volat: 5.2%



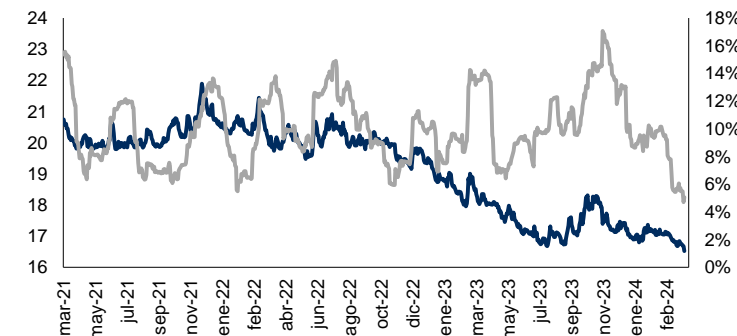
Real Brasileño Cierre: 4.99 Volat: 7.3%



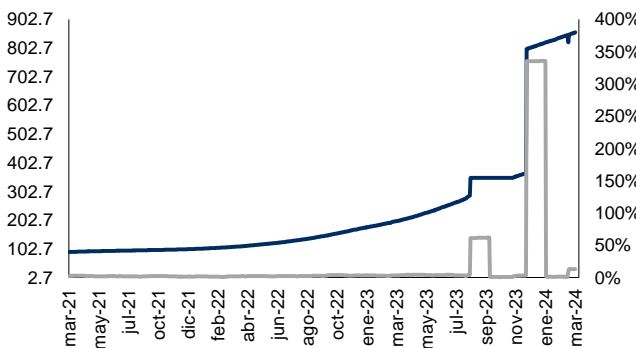
Dólar Canadiense Cierre: 1.36 Volat: 4.4%



Peso Mexicano Cierre: 16.52 Volat: 5.1%



Peso Argentino Cierre: 857.50 Volat: 12.9%



| Moneda | Ultimo | 7d | 30d | Acumulado |
|-----------|--------|--------|--------|-----------|
| Euro | 0.92 | -0.84% | -0.19% | -1.91% |
| Yen | 151.32 | -0.05% | -0.42% | -6.82% |
| Libra | 0.79 | -1.38% | -0.54% | -0.89% |
| Real | 4.99 | -0.35% | -0.13% | -2.70% |
| Dólar Can | 1.36 | -0.57% | -0.44% | -2.33% |
| Peso Mex | 16.52 | 1.38% | 3.60% | 2.31% |
| Peso Arg | 857.50 | -0.52% | -1.97% | -5.72% |

Cifras al 27 de marzo de 2024. Cotizaciones con respecto al USD.

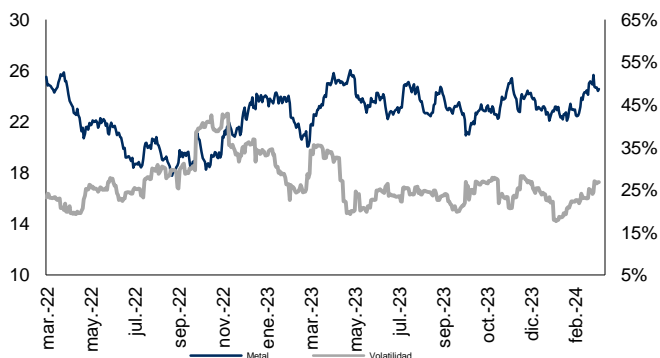


Monitor de Metales y Otros Commodities

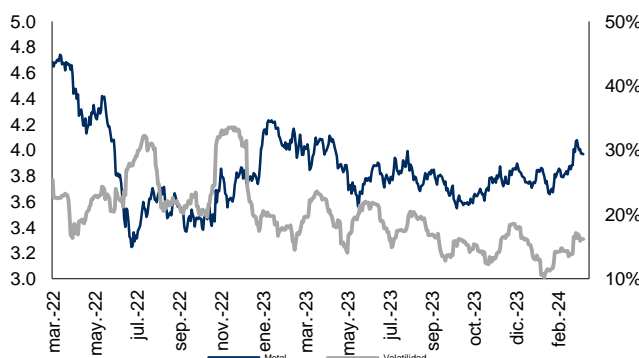
Oro (USD / T. Oz.) Cierre: 2,190.485 Volat.: 12.4%



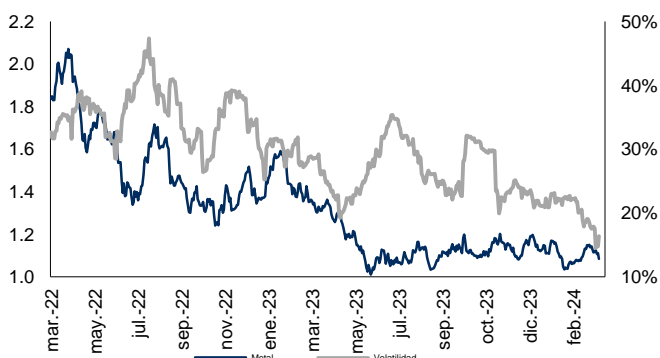
Plata (USD / T. Oz.) Cierre: 24.546 Volat.: 26.8%



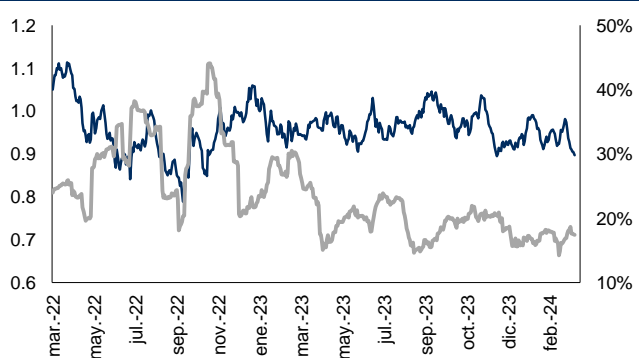
Cobre (USD / libra) Cierre: 3.968 Volat.: 16.2%



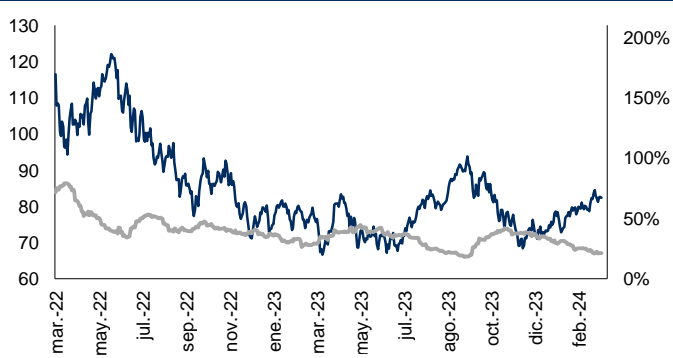
Zinc (USD / libra) Cierre: 1.085 Volat.: 16.4%



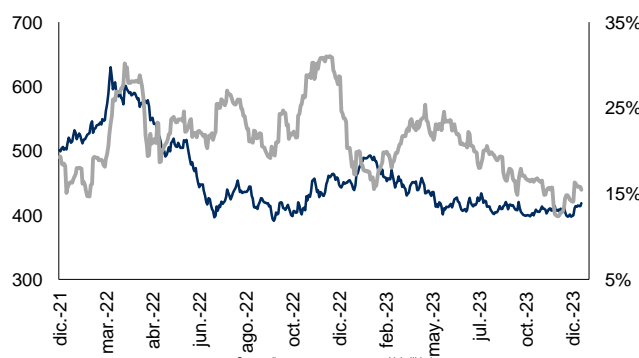
Plomo (USD / libra) Cierre: 0.897 Volat.: 17.4%



WTI (USD / barril) Cierre: 82.350 Volat.: 21.2%



Acero (Indice) Cierre: 419.383 Volat.: 10.2%



| Metal | Ultimo | 7d | 30d | Acumulado |
|-------|---------|--------|--------|-----------|
| Oro | 2190.48 | -0.51% | 7.86% | 6.20% |
| Plata | 24.55 | -4.29% | 9.12% | 3.31% |
| Cobre | 3.97 | -1.38% | 3.23% | 2.56% |
| Plomo | 0.90 | -3.45% | -6.12% | -3.66% |
| Zinc | 1.08 | -2.74% | 1.04% | -8.95% |
| WTI | 82.35 | -0.65% | 4.7% | 13.84% |
| Acero | 419.38 | -0.94% | 3.31% | -0.77% |

Cifras al 27 de marzo del 2024.

