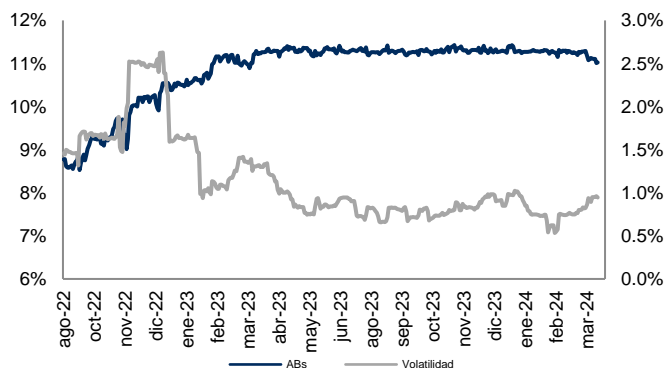


Monitor de Mercados Financieros

ABs y Volatilidad

Cierre: 11.0%

Volat: 0.9%



Tipo Cambio y Volatilidad

Cierre: 16.4660

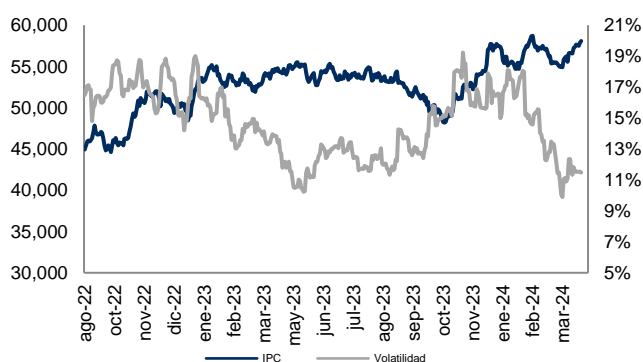
Volat: 5.7%



IPC y Volatilidad

Cierre: 58,092.44

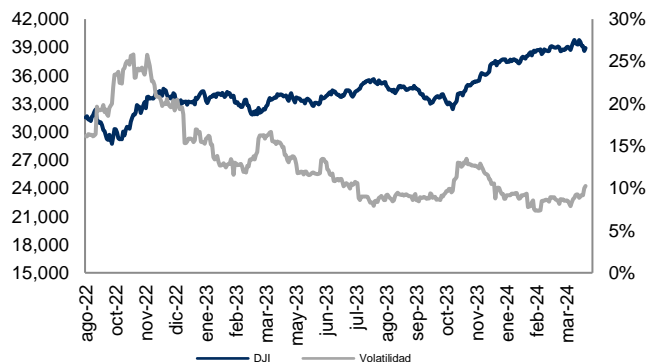
Volat: 11.5%



DJI y Volatilidad

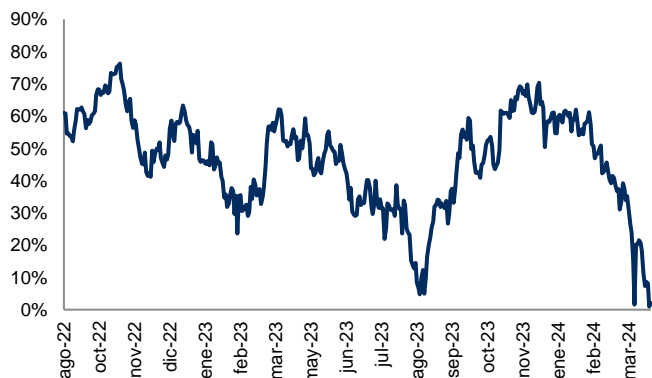
Cierre: 38,904.04

Volat: 10.2%



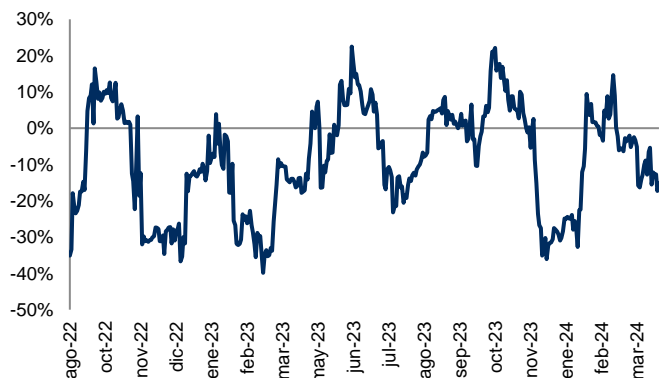
Correlación entre IPC y DJI

Correl: 2.1%



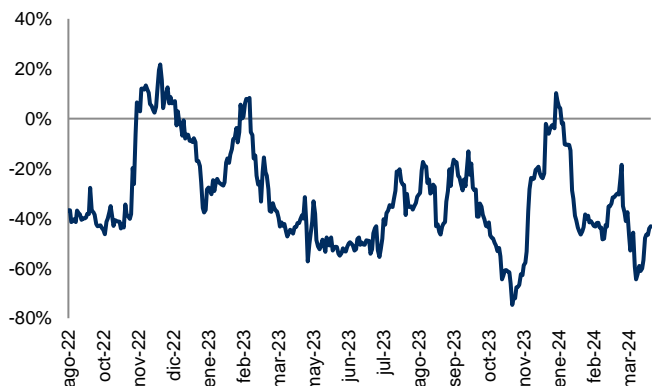
Correlación entre Tipo Cambio y ABs

Correl: -15.2%



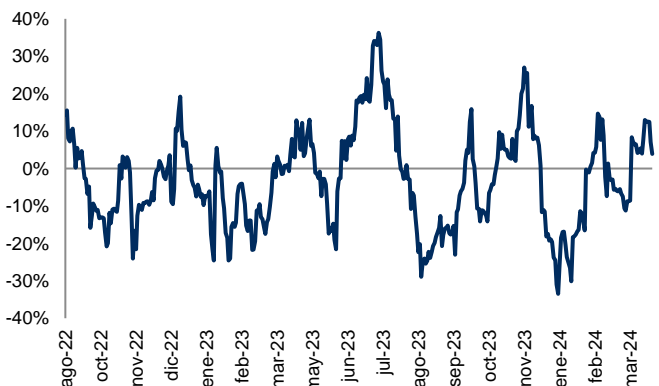
Correlación entre IPC y Tipo Cambio

Correl: -43.1%



Correlación entre IPC y Abs

Correl: 3.9%

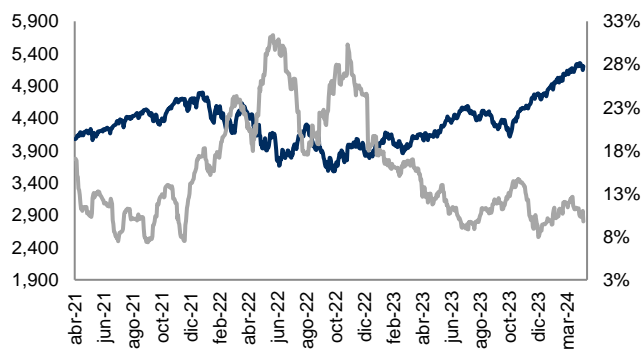


Monitor de Mercados

S&P 500 (EUA)

Cierre: 5,204.34

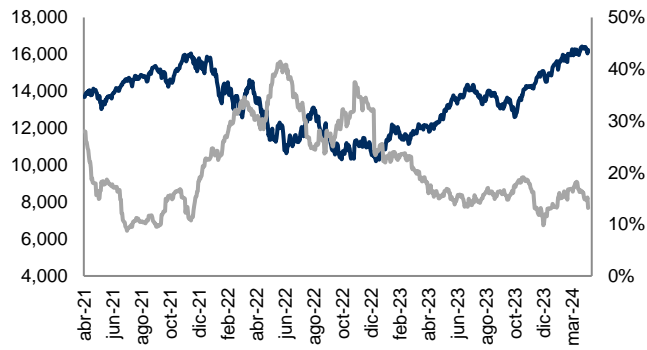
Volat: 9.8%



NASDAQ (EUA)

Cierre: 16,248.52

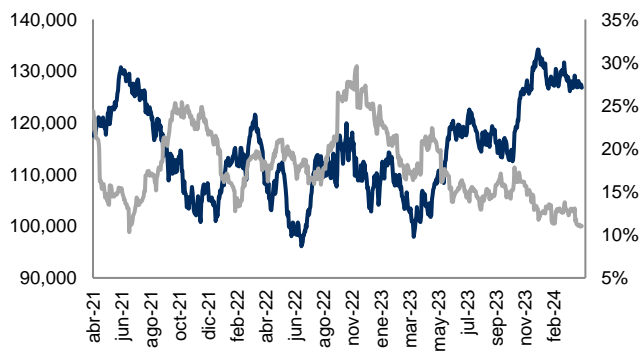
Volat: 13.1%



BOVESPA (Sao Paulo)

Cierre: 126,795.41

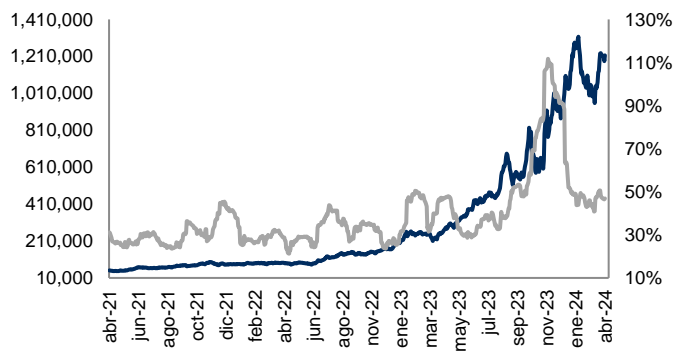
Volat: 11.0%



MERVAL (Buenos Aires)

Cierre: 1,214,371.17

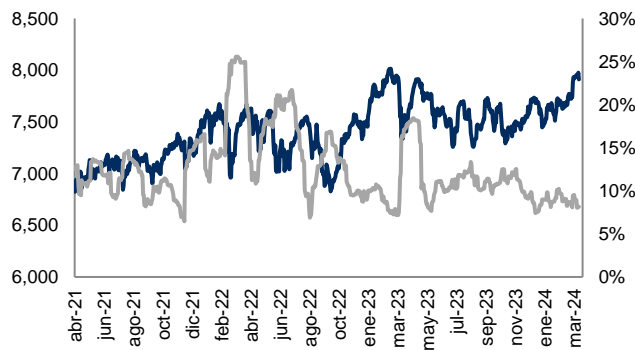
Volat: 47.0%



FTSE-100 (Londres)

Cierre: 7,911.16

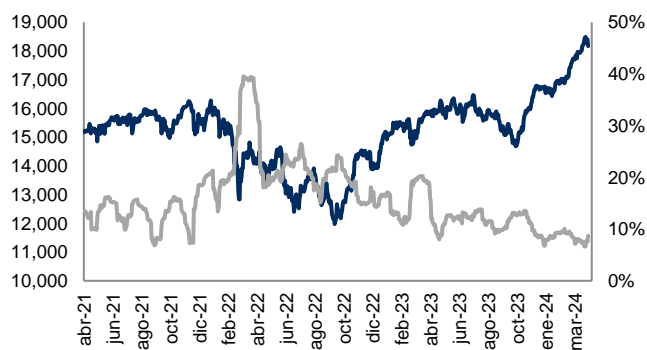
Volat: 8.2%



DAX (Frankfurt)

Cierre: 18,175.04

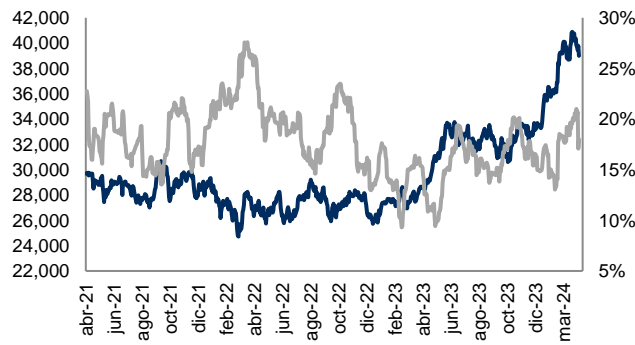
Volat: 8.7%



NIKKEI-225 (Tokio)

Cierre: 38,992.08

Volat: 18.0%



Índice	Rend. 7d	Rend. 30d	Rend. Año
S&P 500	-0.95%	1.95%	9.11%
NASDAQ	-0.80%	1.35%	8.24%
BOVESPA	-1.78%	-3.75%	-9.28%
MERVAL	-0.39%	19.22%	22.58%
FTSE100	-0.39%	2.29%	1.60%
DAX	-1.33%	2.00%	6.51%
NIKK225	-3.42%	-4.00%	8.57%
IPC	0.94%	6.94%	3.48%
DJI	-2.27%	0.63%	3.22%
CAC40	-1.38%	0.76%	4.91%
HANGSENG	1.06%	1.70%	-2.15%
TSE300	0.41%	2.89%	3.96%
IBEX	-1.05%	6.44%	6.08%

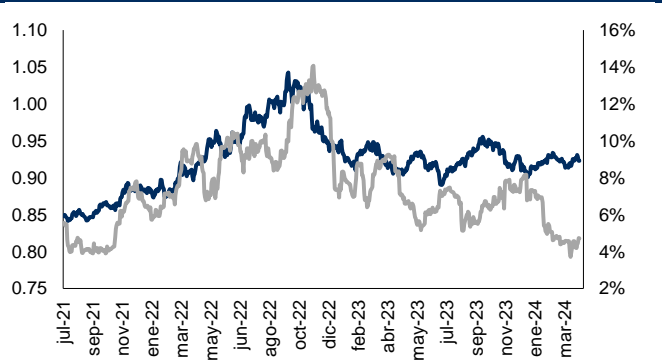
Cifras al 05 de abril de 2024. Índices en USD.



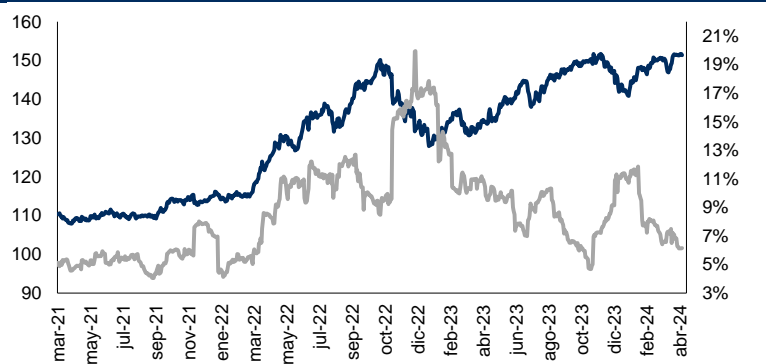
Valores Mexicanos Casa de Bolsa, S.A. de C.V.

Monitor de Divisas

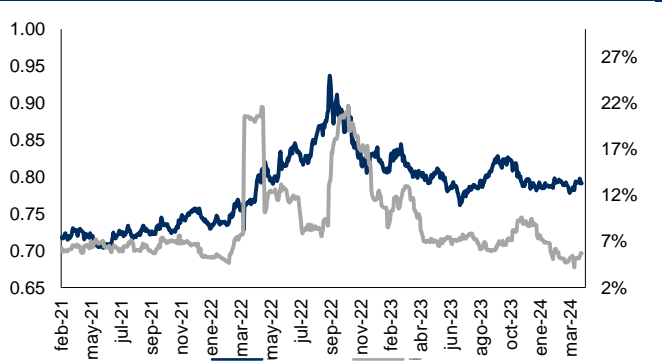
Euro (€) Cierre: 0.92 Volat: 4.7%



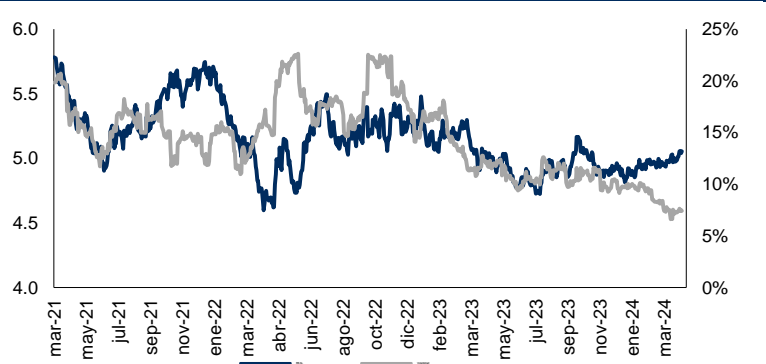
Yen Japonés (¥) Cierre: 151.33 Volat: 6.2%



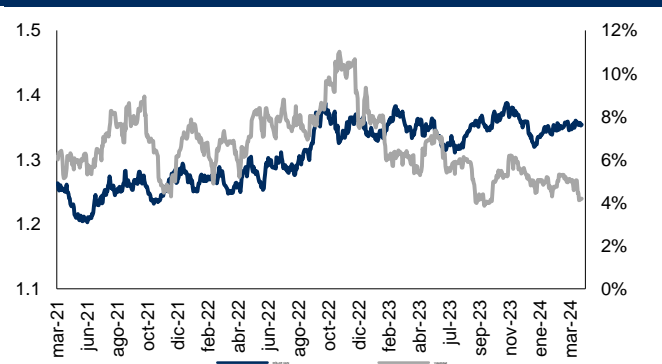
Libra Esterlina (£) Cierre: 0.79 Volat: 5.7%



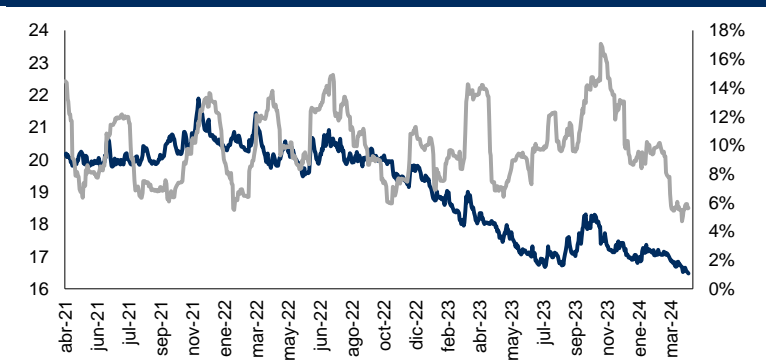
Real Brasileño Cierre: 5.05 Volat: 7.4%



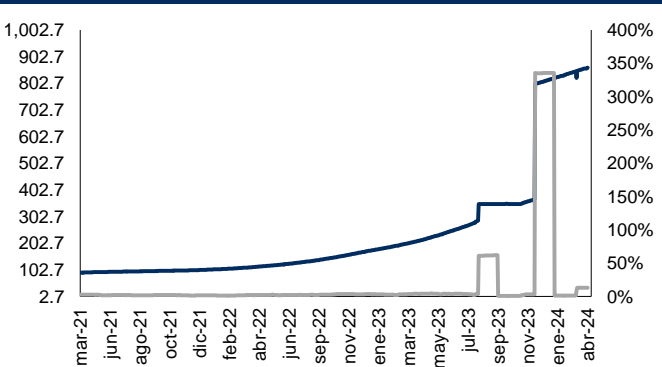
Dólar Canadiense Cierre: 1.35 Volat: 4.2%



Peso Mexicano Cierre: 16.47 Volat: 5.6%



Peso Argentino Cierre: 861.50 Volat: 12.9%



Moneda	Ultimo	7d	30d	Acumulado
Euro	0.92	0.39%	-0.57%	-1.83%
Yen	151.33	-0.01%	-1.30%	-6.83%
Libra	0.79	0.13%	-0.71%	-0.68%
Real	5.05	-0.76%	-2.16%	-3.99%
Dólar Can	1.35	-0.03%	-0.21%	-2.14%
Peso Mex	16.47	0.55%	2.32%	2.60%
Peso Arg	861.50	-0.47%	-1.86%	-6.16%

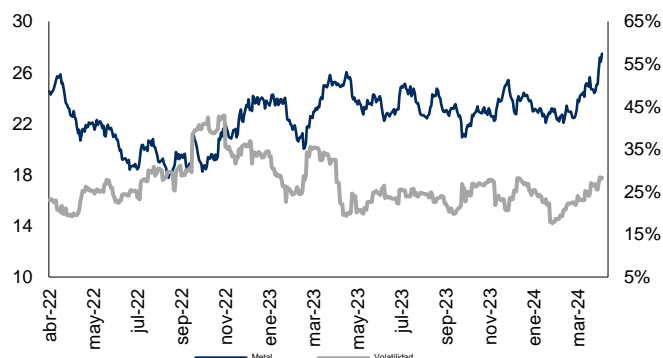
Cifras al 05 de abril de 2024. Cotizaciones con respecto al USD.

Monitor de Metales y Otros Commodities

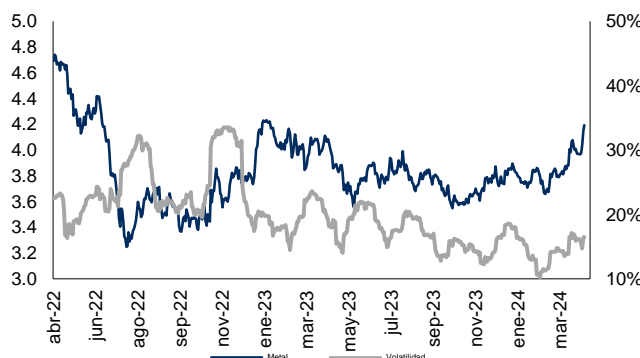
Oro (USD / T. Oz.) Cierre: 2,329.500 Volat.: 13.4%



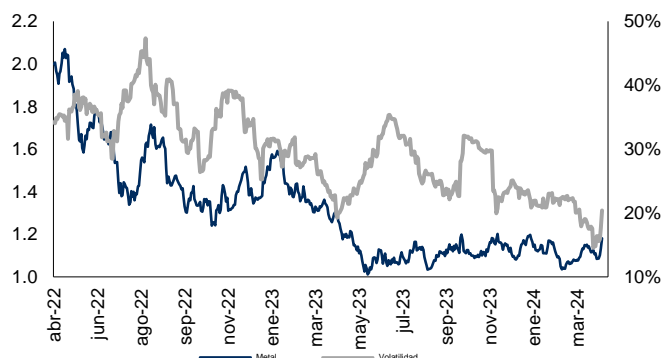
Plata (USD / T. Oz.) Cierre: 27.480 Volat.: 28.4%



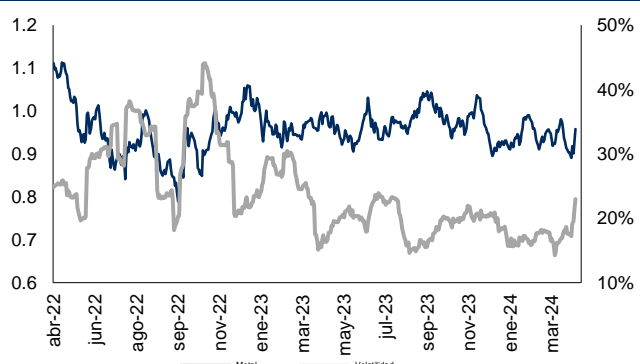
Cobre (USD / libra) Cierre: 4.192 Volat.: 16.5%



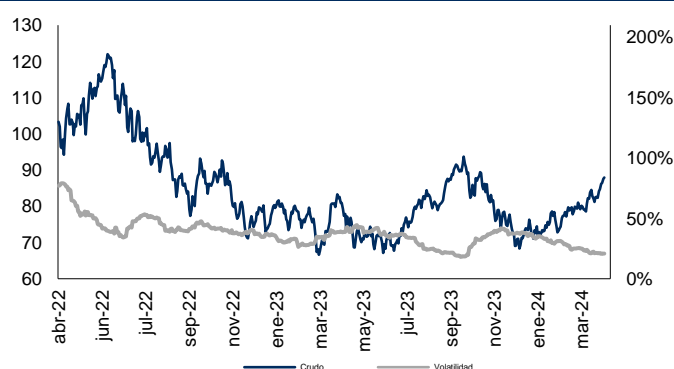
Zinc (USD / libra) Cierre: 1.180 Volat.: 20.4%



Plomo (USD / libra) Cierre: 0.958 Volat.: 23.0%



WTI (USD / barril) Cierre: 87.890 Volat.: 20.7%



Acero (Indice) Cierre: 445.806 Volat.: 12.9%



Metal	Ultimo	7d	30d	Acumulado
Oro	2329.50	4.35%	8.45%	12.94%
Plata	27.48	9.85%	13.74%	15.66%
Cobre	4.19	5.69%	10.01%	8.34%
Plomo	0.96	7.60%	3.75%	2.89%
Zinc	1.18	8.75%	7.76%	-0.93%
WTI	87.89	4.43%	9.6%	21.50%
Acero	445.81	5.31%	7.95%	5.48%

Cifras al 05 de abril del 2024.



Valores Mexicanos Casa de Bolsa, S.A. de C.V.